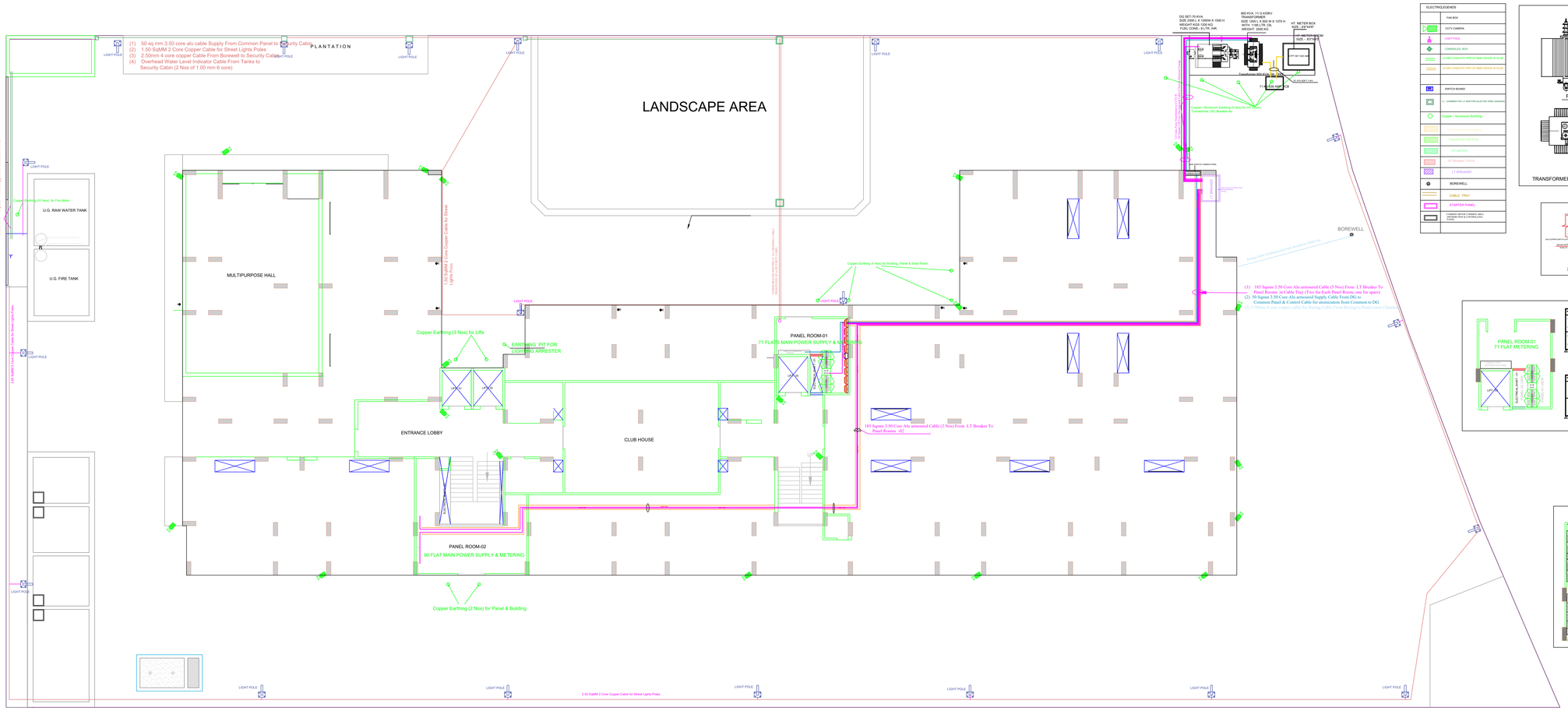

STILT FLOOR PLAN (ELECTRICAL LAYOUT)

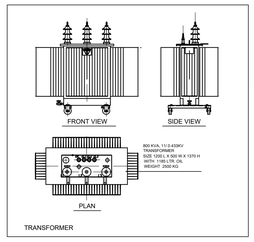

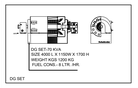

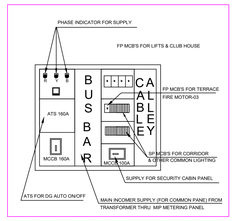

COMMON AREA LIGHTING DISTRIBUTION PANEL
PLACED IN PANEL ROOM-01

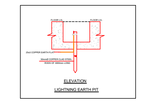

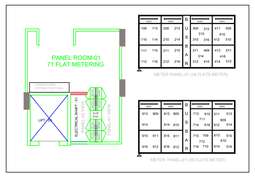

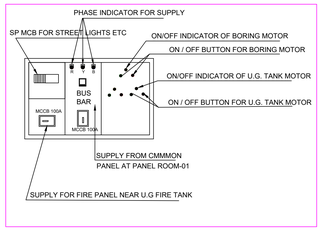

MOTOR STARTER PANEL & SUPPLY FOR FIRE PANEL
PLACED IN SECURITY GUARD ROOM

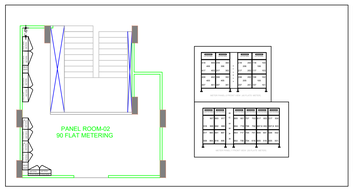

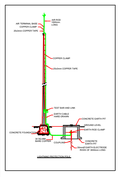

For Triveni Enterprises

Partner

ब्रिजकिशोरकाबरा
BRIJ KISHORE KABRA
B.E. (CIVIL)
MIE Reg.No:- AM 157539-5

ENGINEER :-	BRIJ KISHORE KABRA	N
DRAWING TITLE :-	STILT FLOOR PLAN	
PROJECT	ANUKAMPA ATULYAM C/o TRIVENI ENTERPRISES, TILAK NAGAR, BHILWARA	

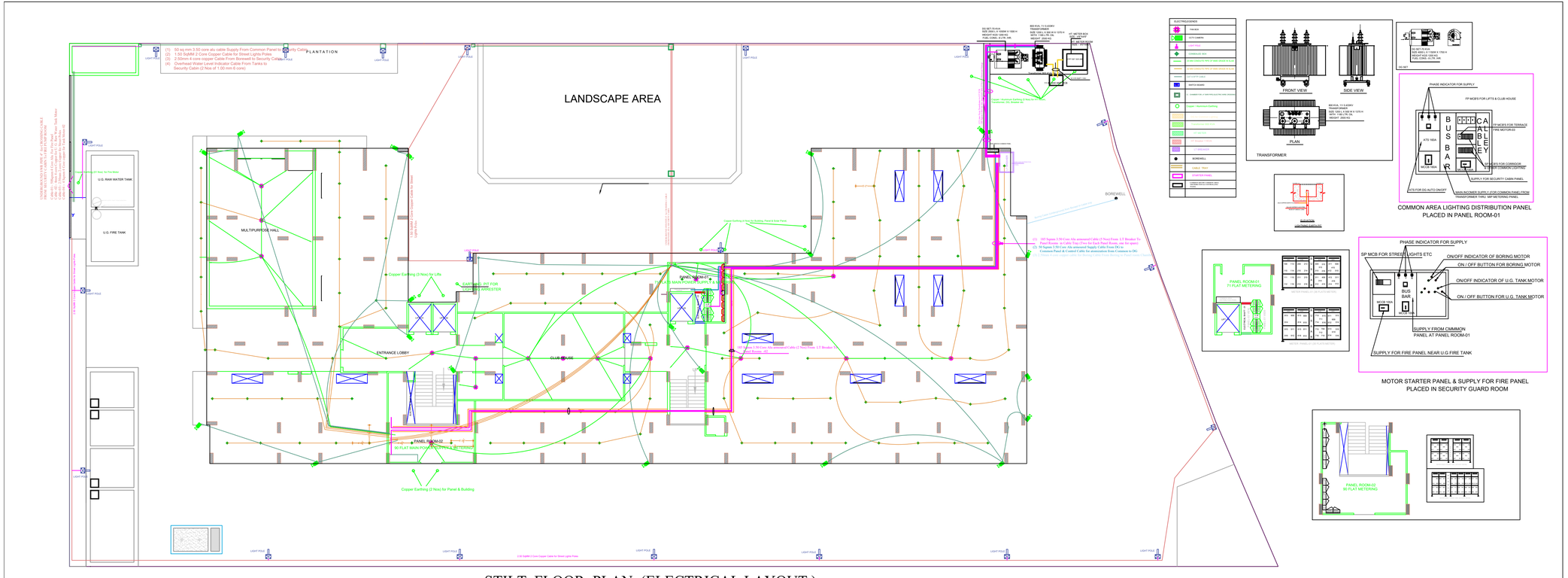

STILT FLOOR PLAN (ELECTRICAL LAYOUT)

For Triveni Enterprises
Partner

BRIJ KISHORE KABRA
B.E. (CIVIL)
MIE Reg No:- AM 157539-5

ENGINEER :-	BRIJ KISHORE KABRA
DRAWING TITLE :-	STILT FLOOR PLAN
PROJECT	ANUKAMPA ATULYAM C/o TRIVENI ENTERPRISES, TILAK NAGAR, BHILWARA

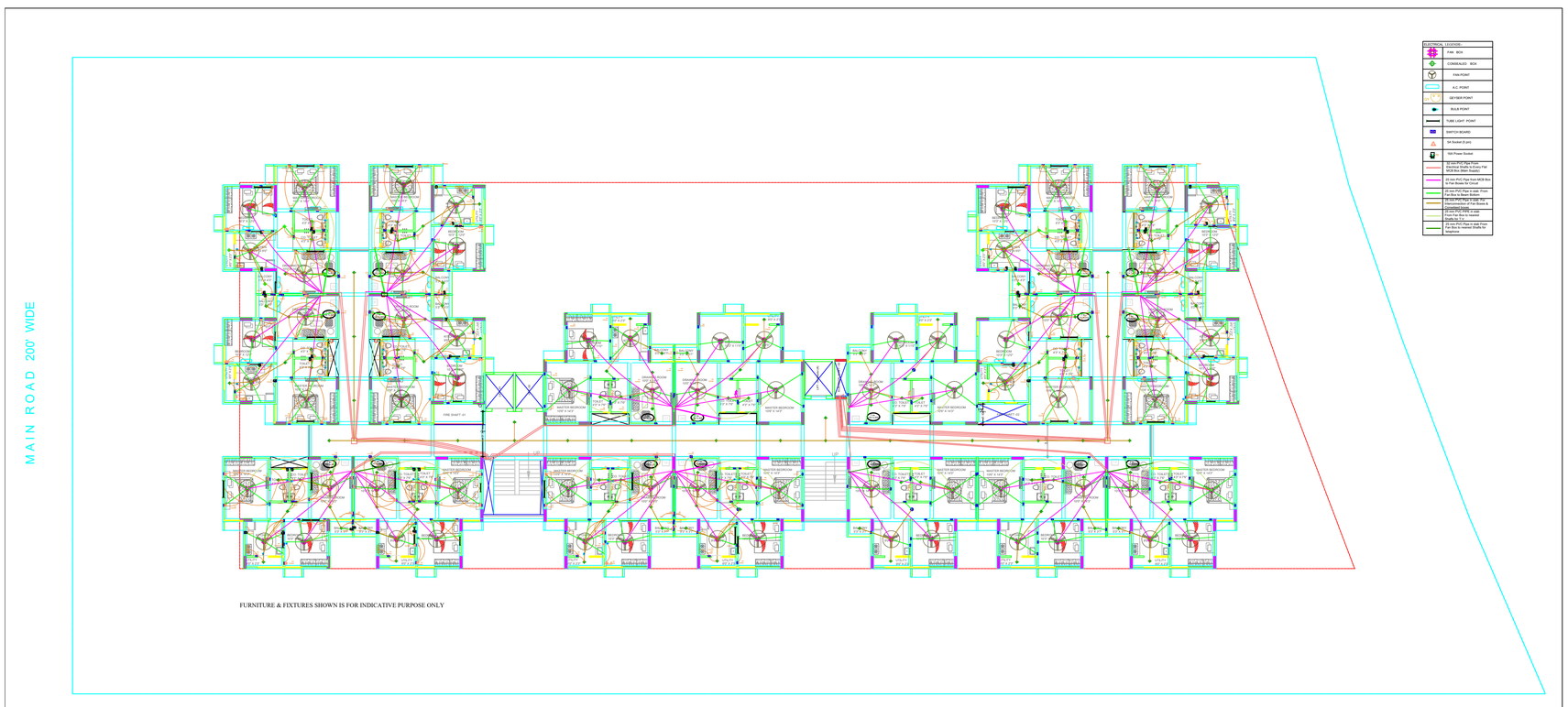

TYPICAL FLOOR PLAN (ELECTRICAL SLAB CONDUIT)

For Triveni Enterprises
Partner

BRIJ KISHORE KABRA
B.E. (CIVIL)
MIE Reg No:- AM 157539-5

ENGINEER :-	BRIJ KISHORE KABRA
DRAWING TITLE :-	TYPICAL FLOOR PLAN (GF, 1 to 7)
PROJECT	ANUKAMPA ATULYAM C/o TRIVENI ENTERPRISES, TILAK NAGAR, BHILWARA

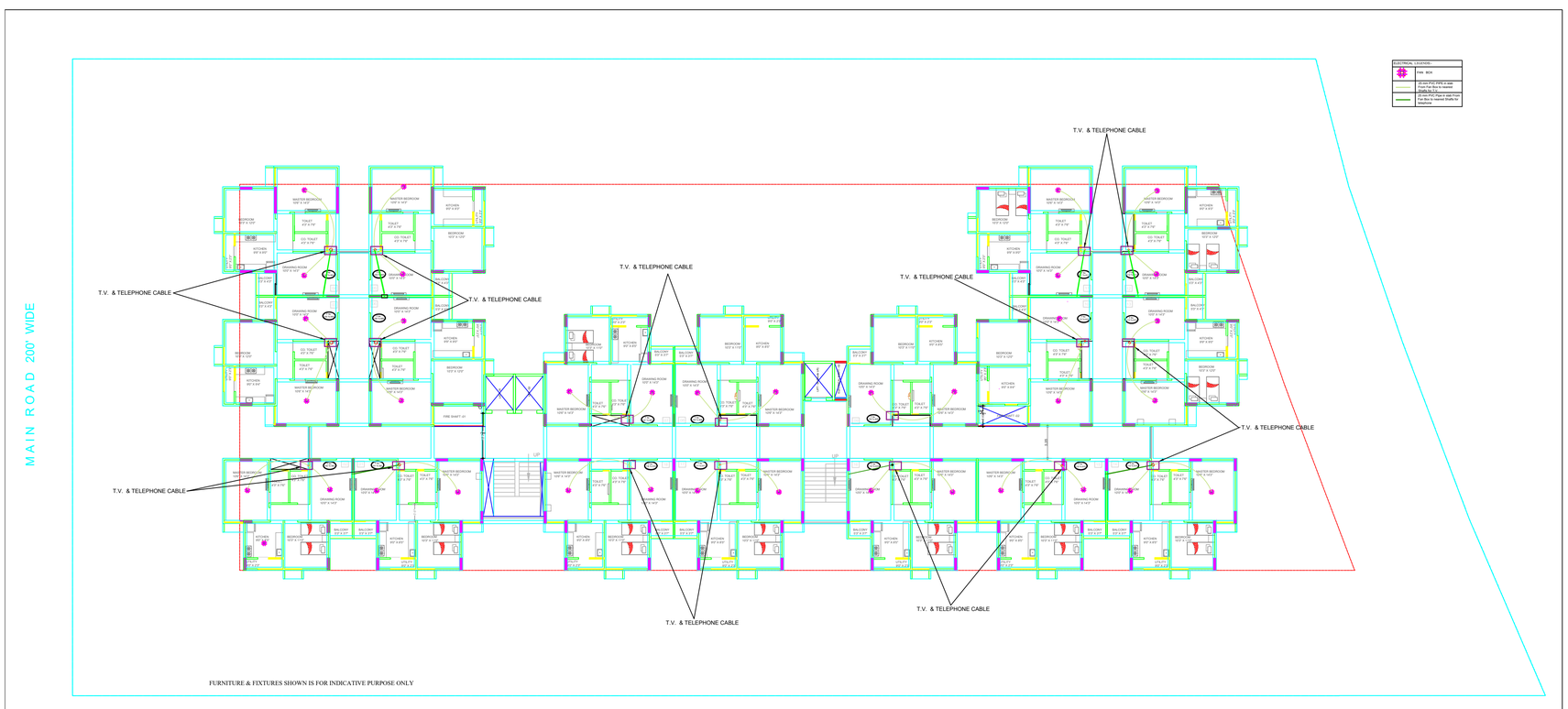

TYPICAL FLOOR PLAN T.V. & TELEPHONE JUNCTION LOCATION

For Triveni Enterprises
Partner

BRIJ KISHORE KABRA
B.E. (CIVIL)
MIE Reg No:- AM 157539-5

ENGINEER :-	BRIJ KISHORE KABRA
DRAWING TITLE :-	TYPICAL FLOOR PLAN (GF, 1 to 7)
PROJECT	ANUKAMPA ATULYAM C/o TRIVENI ENTERPRISES, TILAK NAGAR, BHILWARA

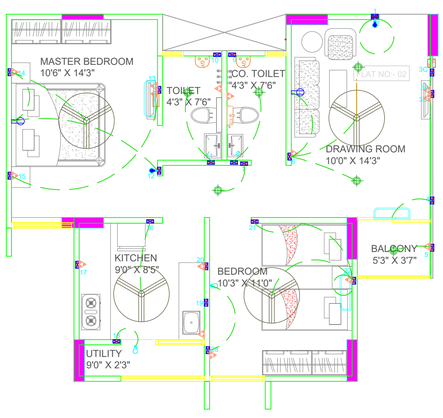

SWITCH BOARD	MODULE		DESIGN
SB	1	2	
SB	2	2	
SB	3A	6	
SB	3B	4	
SB	4	8	
SB	5	6	
SB	6	8	
SB	7	2	
SB	8	6	
SB	9	2	
SB	10	2	
SB	11	6	
SB	12	2	
SB	13	8	
SB	14	8	
SB	15	8	
SB	16	8	
SB	17	4	
SB	18	3	
SB	19	4	
SB	20	6	
SB	21	2	
SB	22	8	
SB	23	6	

LEGENDS-

	16A SOCKET
	6A SOCKET
	BELL PUSH
	6A SWITCH
	16A SWITCH
	2WAY SWITCH
	AC
	FAN REGULATOR

LEGENDS-

	FAN POINT
	A.C. POINT
	GEYSER POINT
	BULB POINT
	TUBE LIGHT POINT

TYPICAL SWITCH CONTROLLING DETAIL

FURNITURE & FIXTURES SHOWN IS FOR INDICATIVE PURPOSE ONLY

For Triveni Enterprises
Partner

BRIJ KISHORE KABRA
B.E. (CIVIL)
MIE Reg No:- AM 157539-5

ENGINEER :-	BRIJ KISHORE KABRA
DRAWING TITLE :-	SWITCH CONTROLLNG
PROJECT	ANUKAMPA ATULYAM C/o TRIVENI ENTERPRISES, TILAK NAGAR, BHILWARA