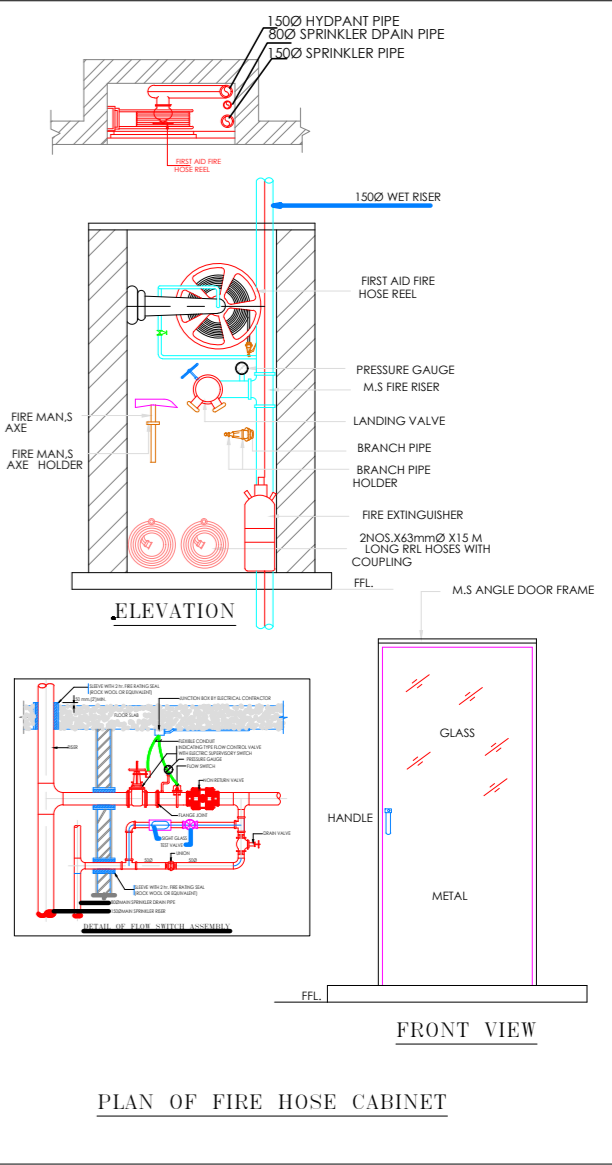


PROJECT NAME :  
**BALAJI AASHIYANA I**

DEVELOPER NAME :  
**BALAJI BUILDER**



LEGEND:-

FIRE HYDRANT MS PIPE	—
BALL VALVE	⊞
EXTERNAL FIRE HYDRANT	EFH
EXTERNAL FIRE HOSE CABINAT	EFHC
FIRE HOSE CABINAT	FHC
UPRIGHT SPRINKLER HEAD	⊙
PENDENT SPRINKLER HEAD	⊙
SIDE WALL SPRINKLER HEAD	⊙
FIRE EXINGUISHER	⊙
FLOW SWITCH	FS
ISOLATION VALVE	IV
2 WAY FIRE BRIGADE INLET	⊙

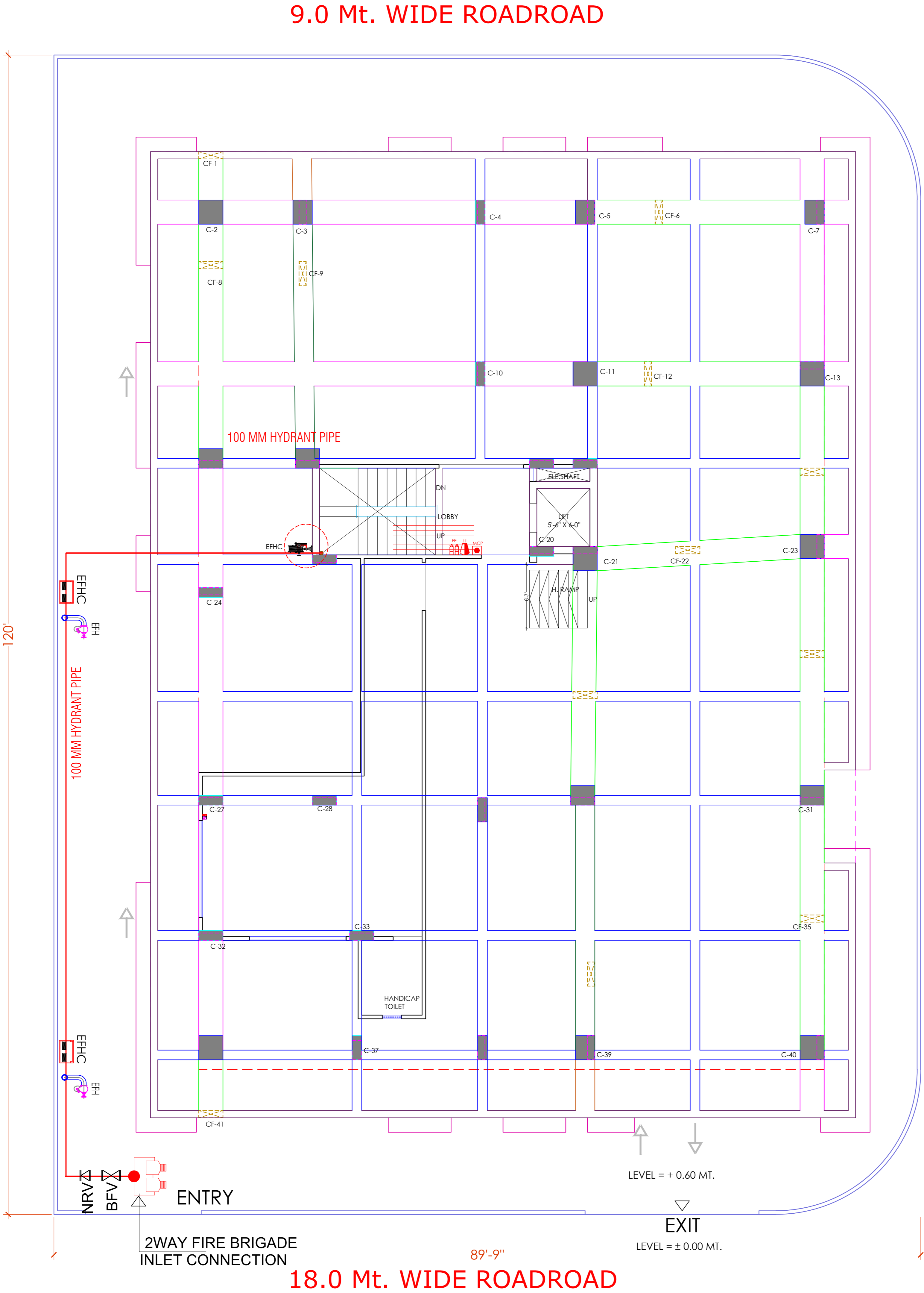
GENERAL NOTES:

S.No	DATE	REVISION DESCRIPTION
1.		All dimension on this drawing are in MMS System Only written dimensions are to be followed. drawing should not be scaled.
2.		All measurements must be checked and verified by the contractors prior to execution of work at the site.
3.		This drawing is to be read in conjunction with all relevant structural, services & facility planning drawings.
4.		Architectural drawings are to be followed for the location of all structural members & masonry walls. for sizes & reinforcement details of structural members, relevant structural drawings are to be referred.
5.		Any discrepancies between architectural, structural, and services drawings must be brought to the notice of the architects immediately & prior to execution at site.
6.		Coordinate with services such as hvac, plumbing & electrical etc. at the responsibility of the contractor.
7.		All masonry walls should be aligned with the columns as indicated on the plan, irrespective of the position as calculated with the dimensions.
8.		For details, refer relevant large scale detail drawings as indicated.

**PROJECT:**  
PROPOSED RESIDENTIAL FLATS  
ON PLOT. NO. 51,52,60,61  
SCHEME-NO. 17 LAXMAN REKHA

**NAME OF DRAWING:**  
STILT FLOOR FIRE FIGHTING PLAN  
SITE EXTERNAL FIRE  
HYDRANT & FIRE PIPE ROUTE PLAN

DRAWING WORKING DRAWING	NORTH: 
PROJECT NO.:	DATE: 20-08-2024
SCALE: NTS	REV NO.: R-0
DRAWING NO.:	
PROJECT	CATEGORY
BLOCK	FLOOR
TYPE	NUMBER
A-01	



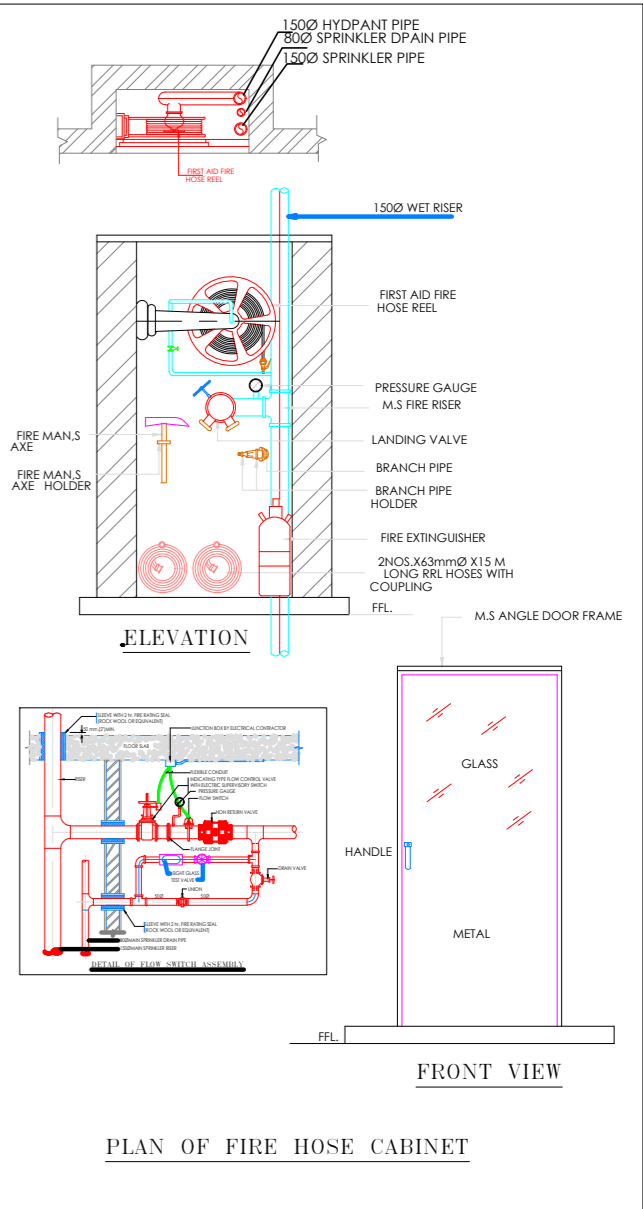
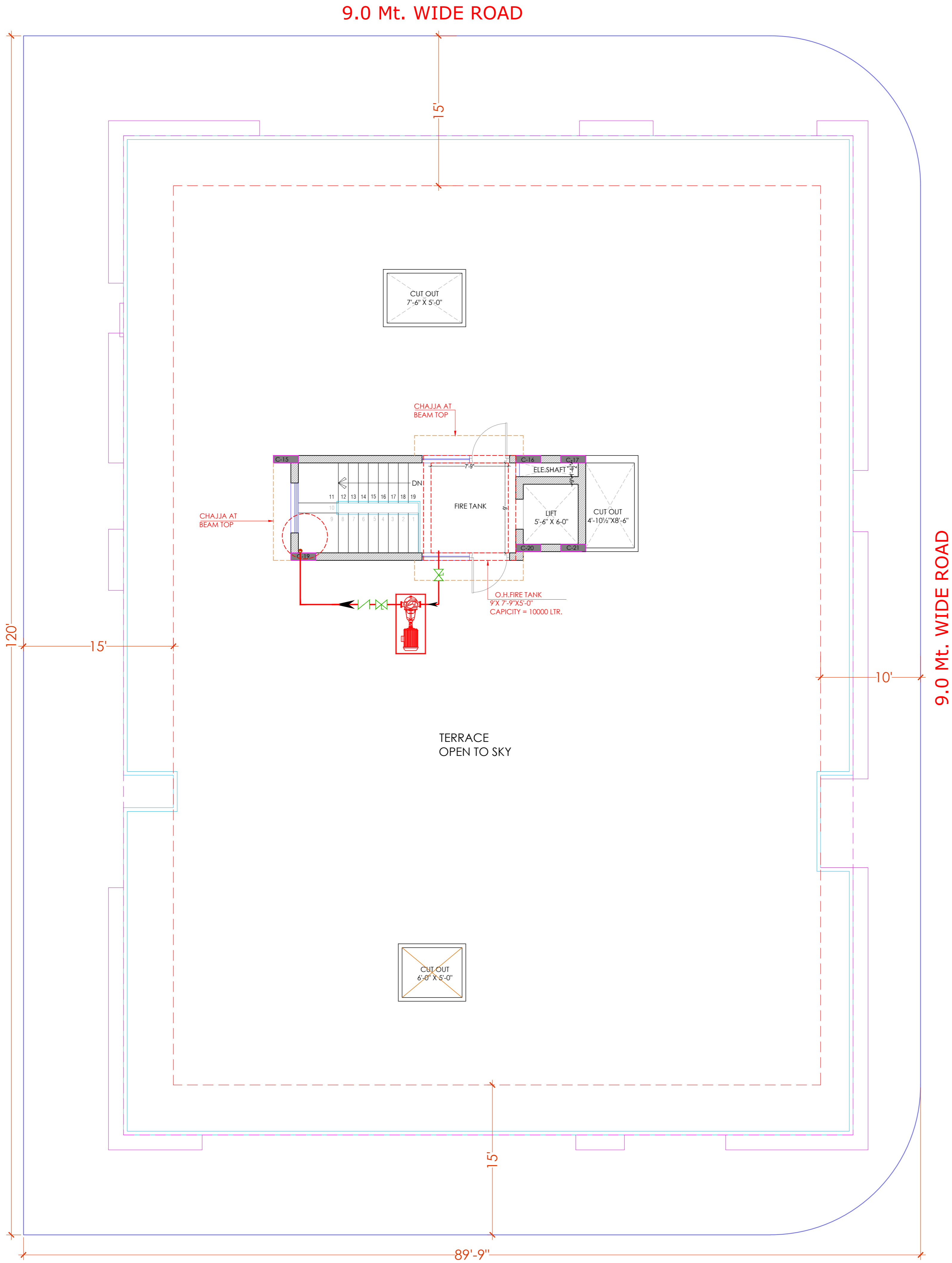
Er. SANJEEV SHARMA  
B.E (Electrical)

For BALAJI BUILDERS  
Proprietor

STILT FLOOR FIRE FIGHTING PLAN  
SITE EXTERNAL FIRE HYDRANT & FIRE PIPE ROUTE PLAN

PROJECT NAME :  
**BALAJI AASHIYANA I**

DEVELOPER NAME :  
**BALAJI BUILDER**



LEGEND:-

FIRE HYDRANT MS PIPE	—
BALL VALVE	⊞
EXTERNAL FIRE HYDRANT	⊞
EXTERNAL FIRE HOSE CABINAT	⊞
FIRE HOSE CABINAT	⊞
UPRIGHT SPRINKLER HEAD	⊞
PENDENT SPRINKLER HEAD	⊞
SIDE WALL SPRINKLER HEAD	⊞
FIRE EXINGUISHER	⊞
FLOW SWITCH	⊞ FS
ISOLATION VALVE	⊞ IV
2 WAY FIRE BRIGADE INLET	⊞

- S.No DATE REVISION DESCRIPTION
- GENERAL NOTES :
- All dimension on this drawing are in MKS System Only written dimensions are to be followed drawing should not be scaled.
  - All measurements must be checked and verified by the contractors prior to execution of work at the site.
  - This drawing is to be read in conjunction with all relevant structural, services & facility planning drawings.
  - Architectural drawings are to be followed for the location of all structural members & masonry walls, for sizes & reinforcement details of structural members, relevant structural drawings are to be referred.
  - Any discrepancies between architectural, structural and services drawings must be brought to the notice of the architects immediately & prior to execution at site.
  - Co-ordination with services such as hvac, plumbing & electrical, etc. is the responsibility of the contractor.
  - All masonry walls should be aligned with the columns as indicated on the plan, irrespective of the position as calculated with the dimensioning.
  - For details, refer relevant large scale detail drgs. as indicated.

PROJECT:  
PROPOSED RESIDENTIAL FLATS ON PLOT NO.- 51, 52, 60 & 61, LAXMAN REKHA, SCHEME NO- 17,JHOTWARA, JAIPUR, RAJASTHAN.

NAME OF DRAWING:  
**TARRACE FLOOR FIGHTING PLAN, FIRE SCHEMATIC LAYOUT**

DRAWING WORKING DRAWING	NORTH: 
PROJECT NO. : DATE : 06, Mar.- 2025	SCALE : NTS REV NO. : R-0
DRAWING NO. : PROJECT CATEGORY BLOCK FLOOR TYPE NUMBER A-202	

Er. SANJEEV SHARMA  
B.E (Electrical)

For BALAJI BUILDERS  
Proprietor

TARRACE FLOOR FIGHTING PLAN,  
FIRE SCHEMATIC LAYOUT