COLUMN	SW-31	SW-32	SW-33	SW-34	SW-35	SW-36
TWELETH FLOOR TO TERRACE FLOOR	SIZE 230X3300 MIX. M-30 REINF. 20 -25# RINGS 8 MM	SIZE 230X2700 MIX. M-30 REINF. 20 -25# RINGS 8 MM	SIZE 230X1600 MIX. M-30 REINF. 16 -25# RINGS 8 MM	SIZE 230X3300 MIX. M-30 REINF. 20 -25# RINGS 8 MM	SIZE 230X3300 MIX. M-30 REINF. 20 -25# RINGS 8 MM	SIZE 230X1600 MIX. M-30 REINF. 16 -25# RINGS 8 MM
ELEVENTH FLOOR TO TWELETH FLOOR	SIZE 230X3300 MIX. M-30 REINF. 20 -25# RINGS 8 MM	SIZE 230X2700 MIX. M-30 REINF. 20 -25# RINGS 8 MM	SIZE 230X1600 MIX. M-30 REINF. 16 -25# RINGS 8 MM	SIZE 230X3300 MIX. M-30 REINF. 20 -25# RINGS 8 MM	SIZE 230X3300 MIX. M-30 REINF. 20 -25# RINGS 8 MM	SIZE 230X1600 MIX. M-30 REINF. 16 -25# RINGS 8 MM
TENTH FLOOR TO ELEVENTH FLOOR	SIZE 230X3300 MIX. M-30 REINF. 20 -25# RINGS 8 MM	SIZE 230X2700 MIX. M-30 REINF. 20 -25# RINGS 8 MM	SIZE 230X1600 MIX. M-30 REINF. 16 -25# RINGS 8 MM	SIZE 230X3300 MIX. M-30 REINF. 20 -25# RINGS 8 MM	SIZE 230X3300 MIX. M-30 REINF. 20 -25# RINGS 8 MM	SIZE 230X1600 MIX. M-30 REINF. 16 -25# RINGS 8 MM
NINTH FLOOR TO TENTH FLOOR	SIZE 230X3300 MIX. M-30 REINF. 20 -25# RINGS 8 MM	SIZE 230X2700 MIX. M-30 REINF. 20 -25# RINGS 8 MM	SIZE 230X1600 MIX. M-30 REINF. 16 -25# RINGS 8 MM	SIZE 230X3300 MIX. M-30 REINF. 20 -25# RINGS 8 MM	SIZE 230X3300 MIX. M-30 REINF. 20 -25# RINGS 8 MM	SIZE 230X1600 MIX. M-30 REINF. 16 -25# RINGS 8 MM
EIGHT FLOOR TO NINTH FLOOR	SIZE 230X3300 MIX. M-30 REINF. 20 -25# RINGS 8 MM	SIZE 230X2700 MIX. M-30 REINF. 20 -25# RINGS 8 MM	SIZE 230X1600 MIX. M-30 REINF. 16 -25# RINGS 8 MM	SIZE 230X3300 MIX. M-30 REINF. 20 -25# RINGS 8 MM	SIZE 230X3300 MIX. M-30 REINF. 20 -25# RINGS 8 MM	SIZE 230X1600 MIX. M-30 REINF. 16 -25# RINGS 8 MM
SEVENTH FLOOR TO EIGHT FLOOR	SIZE 230X3300 MIX. M-30 REINF. 20 -25# RINGS 8 MM	SIZE 230X2700 MIX. M-30 REINF. 20 -25# RINGS 8 MM	SIZE 230X1600 MIX. M-30 REINF. 16 -25# RINGS 8 MM	SIZE 230X3300 MIX. M-30 REINF. 20 -25# RINGS 8 MM	SIZE 230X3300 MIX. M-30 REINF. 20 -25# RINGS 8 MM	SIZE 230X1600 MIX. M-30 REINF. 16 -25# RINGS 8 MM
SIXTH FLOOR TO SEVENTH FLOOR	SIZE 230X3300 MIX. M-30 REINF. 20 -25# RINGS 8 MM	SIZE 230X2700 MIX. M-30 REINF. 20 -25# RINGS 8 MM	SIZE 230X1600 MIX. M-30 REINF. 16 -25# RINGS 8 MM	SIZE 230X3300 MIX. M-30 REINF. 20 -25# RINGS 8 MM	SIZE 230X3300 MIX. M-30 REINF. 20 -25# RINGS 8 MM	SIZE 230X1600 MIX. M-30 REINF. 16 -25# RINGS 8 MM
FIFTH FLOOR TO SIXTH FLOOR	SIZE 230X3300 MIX. M-30 REINF. 20 -25# RINGS 8 MM	SIZE 230X2700 MIX. M-30 REINF. 20 -25# RINGS 8 MM	SIZE 230X1600 MIX. M-30 REINF. 16 -25# RINGS 8 MM	SIZE 230X3300 MIX. M-30 REINF. 20 -25# RINGS 8 MM	SIZE 230X3300 MIX. M-30 REINF. 20 -25# RINGS 8 MM	SIZE 230X1600 MIX. M-30 REINF. 16 -25# RINGS 8 MM
FORTH FLOOR TO FIFTH FLOOR	SIZE 230X3300 MIX. M-30 REINF. 20 -25# RINGS 8 MM	SIZE 230X2700 MIX. M-30 REINF. 20 -25# RINGS 8 MM	SIZE 230X1600 MIX. M-30 REINF. 16 -25# RINGS 8 MM	SIZE 230X3300 MIX. M-30 REINF. 20 -25# RINGS 8 MM	SIZE 230X3300 MIX. M-30 REINF. 20 -25# RINGS 8 MM	SIZE 230X1600 MIX. M-30 REINF. 16 -25# RINGS 8 MM
THIRD FLOOR TO FORTH FLOOR	SIZE 230X3300 MIX. M-30 REINF. 20 -25# RINGS 8 MM	SIZE 230X2700 MIX. M-30 REINF. 20 -25# RINGS 8 MM	SIZE 230X1600 MIX. M-30 REINF. 16 -25# RINGS 8 MM	SIZE 230X3300 MIX. M-30 REINF. 20 -25# RINGS 8 MM	SIZE 230X3300 MIX. M-30 REINF. 20 -25# RINGS 8 MM	SIZE 230X1600 MIX. M-30 REINF. 16 -25# RINGS 8 MM
SECOND FLOOR TO THIRD FLOOR	SIZE 230X3300 MIX. M-30 REINF. 20 -25# RINGS 8 MM	SIZE 230X2700 MIX. M-30 REINF. 20 -25# RINGS 8 MM	SIZE 230X1600 MIX. M-30 REINF. 16 -25# RINGS 8 MM	SIZE 230X3300 MIX. M-30 REINF. 20 -25# RINGS 8 MM	SIZE 230X3300 MIX. M-30 REINF. 20 -25# RINGS 8 MM	SIZE 230X1600 MIX. M-30 REINF. 16 -25# RINGS 8 MM
FIRST FLOOR TO SECOND FLOOR	SIZE 230X3300 MIX. M-30 REINF. 20 -25# RINGS 8 MM	SIZE 230X2700 MIX. M-30 REINF. 20 -25# RINGS 8 MM	SIZE 230X1600 MIX. M-30 REINF. 16 -25# RINGS 8 MM	SIZE 230X3300 MIX. M-30 REINF. 20 -25# RINGS 8 MM	SIZE 230X3300 MIX. M-30 REINF. 20 -25# RINGS 8 MM	SIZE 230X1600 MIX. M-30 REINF. 16 -25# RINGS 8 MM
GROUND FLOOR TO FIRST FLOOR	SIZE 230X3300 MIX. M-30 REINF. 20 -25# RINGS 8 MM	SIZE 230X2700 MIX. M-30 REINF. 20 -25# RINGS 8 MM	SIZE 230X1600 MIX. M-30 REINF. 16 -25# RINGS 8 MM	SIZE 230X3300 MIX. M-30 REINF. 20 -25# RINGS 8 MM	SIZE 230X3300 MIX. M-30 REINF. 20 -25# RINGS 8 MM	SIZE 230X1600 MIX. M-30 REINF. 16 -25# RINGS 8 MM
STILT FLOOR TO GROUND FLOOR	SIZE 300X2850 MIX. M-30 REINF. 18 -20# RINGS 8 MM	SIZE 300X2250 MIX. M-30 REINF. 18 -20# RINGS 8 MM	SIZE 300X1000 MIX. M-30 REINF. 16 -20# RINGS 8 MM	SIZE 300X2850 MIX. M-30 REINF. 18 -20# RINGS 8 MM	SIZE AS/SHAPE MIX. M-30 REINF. 16 -20# RINGS 8 MM	SIZE 300X1000 MIX. M-30 REINF. 16 -20# RINGS 8 MM
UPPER BASEMENT TO STILT FLOOR	SIZE 300X2850 MIX. M-30 REINF. 18 -20# RINGS 8 MM	SIZE 300X2250 MIX. M-30 REINF. 18 -20# RINGS 8 MM	SIZE 300X1000 MIX. M-30 REINF. 16 -20# RINGS 8 MM	SIZE 300X2850 MIX. M-30 REINF. 18 -20# RINGS 8 MM	SIZE AS/SHAPE MIX. M-30 REINF. 16 -20# RINGS 8 MM	SIZE 300X1000 MIX. M-30 REINF. 16 -20# RINGS 8 MM
LOWER BASEMENT TO UPPER BASEMENT	SIZE 300X2850 MIX. M-30 REINF. 18 -20# RINGS 8 MM	SIZE 300X2250 MIX. M-30 REINF. 18 -20# RINGS 8 MM	SIZE 300X1000 MIX. M-30 REINF. 16 -20# RINGS 8 MM	SIZE 300X2850 MIX. M-30 REINF. 18 -20# RINGS 8 MM	SIZE AS/SHAPE MIX. M-30 REINF. 16 -20# RINGS 8 MM	SIZE 300X1000 MIX. M-30 REINF. 16 -20# RINGS 8 MM
FOOTING TO LOWER BASEMENT	SIZE 300X2850 MIX. M-30 REINF. 18 -20# RINGS 8 MM	SIZE 300X2250 MIX. M-30 REINF. 18 -20# RINGS 8 MM	SIZE 300X1000 MIX. M-30 REINF. 16 -20# RINGS 8 MM	SIZE 300X2850 MIX. M-30 REINF. 18 -20# RINGS 8 MM	SIZE AS/SHAPE MIX. M-30 REINF. 16 -20# RINGS 8 MM	SIZE 300X1000 MIX. M-30 REINF. 16 -20# RINGS 8 MM

COLUMN	TSW-1	TSW-2
TWELETH FLOOR TO TERRACE FLOOR	SIZE 230X1800 MIX. M-30 REINF. 16 -20# RINGS 8 MM	SIZE 230X2850 MIX. M-30 REINF. 16 -20# RINGS 8 MM
ELEVENTH FLOOR TO TWELETH FLOOR	SIZE 230X1800 MIX. M-30 REINF. 16 -20# RINGS 8 MM	SIZE 230X2850 MIX. M-30 REINF. 16 -20# RINGS 8 MM
TENTH FLOOR TO ELEVENTH FLOOR	SIZE 230X1800 MIX. M-30 REINF. 16 -20# RINGS 8 MM	SIZE 230X2850 MIX. M-30 REINF. 16 -20# RINGS 8 MM
NINTH FLOOR TO TENTH FLOOR	SIZE 230X1800 MIX. M-30 REINF. 16 -20# RINGS 8 MM	SIZE 230X2850 MIX. M-30 REINF. 16 -20# RINGS 8 MM
EIGHT FLOOR TO NINTH FLOOR	SIZE 230X1800 MIX. M-30 REINF. 16 -20# RINGS 8 MM	SIZE 230X2850 MIX. M-30 REINF. 16 -20# RINGS 8 MM
SEVENTH FLOOR TO EIGHT FLOOR	SIZE 230X1800 MIX. M-30 REINF. 16 -20# RINGS 8 MM	SIZE 230X2850 MIX. M-30 REINF. 16 -20# RINGS 8 MM
SIXTH FLOOR TO SEVENTH FLOOR	SIZE 230X1800 MIX. M-30 REINF. 16 -20# RINGS 8 MM	SIZE 230X2850 MIX. M-30 REINF. 16 -20# RINGS 8 MM
FIFTH FLOOR TO SIXTH FLOOR	SIZE 230X1800 MIX. M-30 REINF. 16 -20# RINGS 8 MM	SIZE 230X2850 MIX. M-30 REINF. 16 -20# RINGS 8 MM
FORTH FLOOR TO FIFTH FLOOR	SIZE 230X1800 MIX. M-30 REINF. 16 -20# RINGS 8 MM	SIZE 230X2850 MIX. M-30 REINF. 16 -20# RINGS 8 MM
THIRD FLOOR TO FORTH FLOOR	SIZE 230X1800 MIX. M-30 REINF. 16 -20# RINGS 8 MM	SIZE 230X2850 MIX. M-30 REINF. 16 -20# RINGS 8 MM
SECOND FLOOR TO THIRD FLOOR	SIZE 230X1800 MIX. M-30 REINF. 16 -20# RINGS 8 MM	SIZE 230X2850 MIX. M-30 REINF. 16 -20# RINGS 8 MM
FIRST FLOOR TO SECOND FLOOR	SIZE 300X1800 MIX. M-30 REINF. 18 -20# RINGS 8 MM	SIZE 300X2850 MIX. M-30 REINF. 18 -20# RINGS 8 MM
GROUND FLOOR TO FIRST FLOOR	SIZE 300X1800 MIX. M-30 REINF. 18 -20# RINGS 8 MM	SIZE 300X2850 MIX. M-30 REINF. 18 -20# RINGS 8 MM
STILT FLOOR TO GROUND FLOOR		
UPPER BASEMENT TO STILT FLOOR		
LOWER BASEMENT TO UPPER BASEMENT		
FOOTING TO LOWER BASEMENT		

COLUMN	FSW-1	FSW-2
TWELETH FLOOR TO TERRACE FLOOR	SIZE 2000X230 MIX. M-30 REINF. 16 -20# RINGS 8 MM	SIZE 1000X230 MIX. M-30 REINF. 16 -20# RINGS 8 MM
ELEVENTH FLOOR TO TWELETH FLOOR	SIZE 2000X230 MIX. M-30 REINF. 16 -20# RINGS 8 MM	SIZE 1000X230 MIX. M-30 REINF. 16 -20# RINGS 8 MM
TENTH FLOOR TO ELEVENTH FLOOR	SIZE 2000X230 MIX. M-30 REINF. 16 -20# RINGS 8 MM	SIZE 1000X230 MIX. M-30 REINF. 16 -20# RINGS 8 MM
NINTH FLOOR TO TENTH FLOOR	SIZE 2000X230 MIX. M-30 REINF. 16 -20# RINGS 8 MM	SIZE 1000X230 MIX. M-30 REINF. 16 -20# RINGS 8 MM
EIGHT FLOOR TO NINTH FLOOR	SIZE 2000X230 MIX. M-30 REINF. 16 -20# RINGS 8 MM	SIZE 1000X230 MIX. M-30 REINF. 16 -20# RINGS 8 MM
SEVENTH FLOOR TO EIGHT FLOOR	SIZE 2000X230 MIX. M-30 REINF. 16 -20# RINGS 8 MM	SIZE 1000X230 MIX. M-30 REINF. 16 -20# RINGS 8 MM
SIXTH FLOOR TO SEVENTH FLOOR	SIZE 2000X230 MIX. M-30 REINF. 16 -20# RINGS 8 MM	SIZE 1000X230 MIX. M-30 REINF. 16 -20# RINGS 8 MM
FIFTH FLOOR TO SIXTH FLOOR	SIZE 2000X230 MIX. M-30 REINF. 16 -20# RINGS 8 MM	SIZE 1000X230 MIX. M-30 REINF. 16 -20# RINGS 8 MM
FORTH FLOOR TO FIFTH FLOOR	SIZE 2000X230 MIX. M-30 REINF. 16 -20# RINGS 8 MM	SIZE 1000X230 MIX. M-30 REINF. 16 -20# RINGS 8 MM
THIRD FLOOR TO FORTH FLOOR	SIZE 2000X230 MIX. M-30 REINF. 16 -20# RINGS 8 MM	SIZE 1000X230 MIX. M-30 REINF. 16 -20# RINGS 8 MM
SECOND FLOOR TO THIRD FLOOR	SIZE 2000X230 MIX. M-30 REINF. 16 -20# RINGS 8 MM	SIZE 1000X230 MIX. M-30 REINF. 16 -20# RINGS 8 MM
FIRST FLOOR TO SECOND FLOOR	SIZE 2000X300 MIX. M-30 REINF. 16 -20# RINGS 8 MM	SIZE 1000X230 MIX. M-30 REINF. 16 -20# RINGS 8 MM
GROUND FLOOR TO FIRST FLOOR	SIZE 2000X300 MIX. M-30 REINF. 16 -20# RINGS 8 MM	SIZE 1000X230 MIX. M-30 REINF. 16 -20# RINGS 8 MM
STILT FLOOR TO GROUND FLOOR		
UPPER BASEMENT TO STILT FLOOR		
LOWER BASEMENT TO UPPER BASEMENT		
FOOTING TO LOWER BASEMENT		

Vijaytech Consultants Pvt. Ltd.
CONSULTING ENGINEERS
H-17,GAUTAM MARG, SHYAM NAGAR, JAIPUR-19 INDIA
Phone : 91-141 2294432, 3257592 , Fax : 91-141-4023198
E-mail: vijayassociates@gmail.com ,vijaytech.jpr@gmail.com

PROJECT DETAILS:

PROPOSED APARTMENT "GOLD BELLAGIO", CP-6 CORNER, SWAMI VIVEKANAND NAGAR SCHEME, KOTA

ARCHITECT:

KAPPRIS INNOVATION
VAISHALI NAGAR, JAIPUR
PHONE: 9649905326
email:-kapprisinnovation@gmail.com

GENERAL NOTES:-

1. ALL DIMENSION ARE IN MM.
2. THIS DRAWING SHOULD BE READ IN CONJUNCTION WITH RELEVANT ARCHITECTURAL AND SERVICE DRAWING ANY DISCREPANCY SHOULD BE IMMEDIATELY BROUGHT TO NOTICE.
3. **GRADE OF CONCRETE FOR FOOTING SHALL BE M-30 AS MARKED IN SCHEDULE.**
4. **GRADE OF STEEL SHALL BE Fe-500.**

REINFORCEMENT DETAILS

1. HIGH YIELD STRENGTH DEFORMED BARS MARKED AS Ø WITH CHARACTERISTIC STRENGTH 500 N/SQ.MM CONFORMING TO IS 1786-1985, SHALL BE USED.
2. LAP SHALL BE STAGGERED SO THAT NO MORE THAN 1/3 OF BARS SHALL BE LAPPED AT ANY SECTION
3. LAP LENGTH FOR HIGH YIELD STRENGTH DEFORMED BARS SHALL BE:-
(WHERE Ø IS DIAMETER OF BARS).

CONC.GRADE	Ldt
M-25	49Ø
M-30	46Ø
M-35	41Ø

CONCRETE DETAILS

1. GRADE OF CONCRETE SHALL BE M-30 CONFORMING TO IS 456-2000 UNLESS OTHERWISE NOTED.
2. CLEAR COVER OF CONCRETE TO THE MAIN REINFORCEMENT UNLESS SPECIFIED,OTHERWISE SHALL BE :-

PARTICULAR	BOTTOM	TOP	SIDES
FOOTING	2"(50 MM.)	2"(50 MM.)	2"(50 MM.)
RETAINING WALL			1 1/2"(40MM.) - EARTH SIDE 3/4"(20MM.) - INSIDE FACE
COLUMNS			1 1/2"(40 MM.)
BEAMS, LINTELS	1"(25 MM.)	1"(25MM.)	1"(25MM.)
SLAB	3/4"(20MM.)	2/3"(15MM.)	
WALLS, FLOOR & ROOF SLAB OF WATER TANK.			1"(25MM.) - WATER FACE 1 1/2"(40MM.) - EARTH SIDE

REVISION:

REFERENCE:

S-00

DRAWN BY: SAHIL

CHECKED BY: SANJAY SHARMA

COPYRIGHT:
VIJAYTECH CONSULTANTS PVT. LTD.

SHEET TITLE:

COLUMN SCHEDULE

DATE - 15/10/2024
DRG. NO. - S-02
SHEET. NO. - 04 OF 05
REVISION - 00
STAMP :

VIJAYTECH CONSULTANTS PVT. LTD.
SANJAY SHARMA
B.E. (Civil) M.Tech. (Structures)

FLOOR	SW-21	SW-22	SW-23	SW-24	SW-25
TWELETH FLOOR TO TERRACE FLOOR	SIZE AS/SHAPE MIX. M-30 REINF. 26 -20# RINGS 8 MM	SIZE 900X230 MIX. M-30 REINF. 18 -20# RINGS 8 MM	SIZE 230X1200 MIX. M-30 REINF. 12 -20# RINGS 8 MM	SIZE 1500X230 MIX. M-30 REINF. 16 -20# RINGS 8 MM	SIZE 230X1200 MIX. M-30 REINF. 16 -20# RINGS 8 MM
ELEVENTH FLOOR TO TWELETH FLOOR	SIZE AS/SHAPE MIX. M-30 REINF. 26 -20# RINGS 8 MM	SIZE 900X230 MIX. M-30 REINF. 18 -20# RINGS 8 MM	SIZE 230X1200 MIX. M-30 REINF. 12 -20# RINGS 8 MM	SIZE 1500X230 MIX. M-30 REINF. 16 -20# RINGS 8 MM	SIZE 230X1200 MIX. M-30 REINF. 16 -20# RINGS 8 MM
TENTH FLOOR TO ELEVENTH FLOOR	SIZE AS/SHAPE MIX. M-30 REINF. 26 -20# RINGS 8 MM	SIZE 900X230 MIX. M-30 REINF. 18 -20# RINGS 8 MM	SIZE 230X1200 MIX. M-30 REINF. 12 -20# RINGS 8 MM	SIZE 1500X230 MIX. M-30 REINF. 16 -20# RINGS 8 MM	SIZE 230X1200 MIX. M-30 REINF. 16 -20# RINGS 8 MM
NINTH FLOOR TO TENTH FLOOR	SIZE AS/SHAPE MIX. M-30 REINF. 26 -20# RINGS 8 MM	SIZE 900X230 MIX. M-30 REINF. 18 -20# RINGS 8 MM	SIZE 230X1200 MIX. M-30 REINF. 12 -20# RINGS 8 MM	SIZE 1500X230 MIX. M-30 REINF. 16 -20# RINGS 8 MM	SIZE 230X1200 MIX. M-30 REINF. 16 -20# RINGS 8 MM
EIGHT FLOOR TO NINTH FLOOR	SIZE AS/SHAPE MIX. M-30 REINF. 26 -20# RINGS 8 MM	SIZE 900X230 MIX. M-30 REINF. 18 -20# RINGS 8 MM	SIZE 230X1200 MIX. M-30 REINF. 12 -20# RINGS 8 MM	SIZE 1500X230 MIX. M-30 REINF. 16 -20# RINGS 8 MM	SIZE 230X1200 MIX. M-30 REINF. 16 -20# RINGS 8 MM
SEVENTH FLOOR TO EIGHT FLOOR	SIZE AS/SHAPE MIX. M-30 REINF. 26 -20# RINGS 8 MM	SIZE 900X230 MIX. M-30 REINF. 18 -20# RINGS 8 MM	SIZE 230X1200 MIX. M-30 REINF. 12 -20# RINGS 8 MM	SIZE 1500X230 MIX. M-30 REINF. 16 -20# RINGS 8 MM	SIZE 230X1200 MIX. M-30 REINF. 16 -20# RINGS 8 MM
SIXTH FLOOR TO SEVENTH FLOOR	SIZE AS/SHAPE MIX. M-30 REINF. 26 -20# RINGS 8 MM	SIZE 900X230 MIX. M-30 REINF. 18 -20# RINGS 8 MM	SIZE 230X1200 MIX. M-30 REINF. 12 -20# RINGS 8 MM	SIZE 1500X230 MIX. M-30 REINF. 16 -20# RINGS 8 MM	SIZE 230X1200 MIX. M-30 REINF. 16 -20# RINGS 8 MM
FIFTH FLOOR TO SIXTH FLOOR	SIZE AS/SHAPE MIX. M-30 REINF. 26 -20# RINGS 8 MM	SIZE 900X230 MIX. M-30 REINF. 18 -20# RINGS 8 MM	SIZE 230X1200 MIX. M-30 REINF. 12 -20# RINGS 8 MM	SIZE 1500X230 MIX. M-30 REINF. 16 -20# RINGS 8 MM	SIZE 230X1200 MIX. M-30 REINF. 16 -20# RINGS 8 MM
FORTH FLOOR TO FIFTH FLOOR	SIZE AS/SHAPE MIX. M-30 REINF. 26 -20# RINGS 8 MM	SIZE 900X230 MIX. M-30 REINF. 18 -20# RINGS 8 MM	SIZE 230X1200 MIX. M-30 REINF. 12 -20# RINGS 8 MM	SIZE 1500X230 MIX. M-30 REINF. 16 -20# RINGS 8 MM	SIZE 230X1200 MIX. M-30 REINF. 16 -20# RINGS 8 MM
THIRD FLOOR TO FORTH FLOOR	SIZE AS/SHAPE MIX. M-30 REINF. 26 -20# RINGS 8 MM	SIZE 900X230 MIX. M-30 REINF. 18 -20# RINGS 8 MM	SIZE 230X1200 MIX. M-30 REINF. 12 -20# RINGS 8 MM	SIZE 1500X230 MIX. M-30 REINF. 16 -20# RINGS 8 MM	SIZE 230X1200 MIX. M-30 REINF. 16 -20# RINGS 8 MM
SECOND FLOOR TO THIRD FLOOR	SIZE AS/SHAPE MIX. M-30 REINF. 26 -20# RINGS 8 MM	SIZE 900X230 MIX. M-30 REINF. 18 -20# RINGS 8 MM	SIZE 230X1200 MIX. M-30 REINF. 12 -20# RINGS 8 MM	SIZE 1500X230 MIX. M-30 REINF. 16 -20# RINGS 8 MM	SIZE 230X1200 MIX. M-30 REINF. 16 -20# RINGS 8 MM
FIRST FLOOR TO SECOND FLOOR	SIZE AS/SHAPE MIX. M-30 REINF. 26 -20# RINGS 8 MM	SIZE 900X230 MIX. M-30 REINF. 18 -20# RINGS 8 MM	SIZE 230X1200 MIX. M-30 REINF. 12 -20# RINGS 8 MM	SIZE 1500X230 MIX. M-30 REINF. 16 -20# RINGS 8 MM	SIZE 230X1200 MIX. M-30 REINF. 16 -20# RINGS 8 MM
GROUND FLOOR TO FIRST FLOOR	SIZE AS/SHAPE MIX. M-30 REINF. 26 -20# RINGS 8 MM	SIZE 900X230 MIX. M-30 REINF. 18 -20# RINGS 8 MM	SIZE 230X1200 MIX. M-30 REINF. 12 -20# RINGS 8 MM	SIZE 1500X230 MIX. M-30 REINF. 16 -20# RINGS 8 MM	SIZE 230X1200 MIX. M-30 REINF. 16 -20# RINGS 8 MM
STILT FLOOR TO GROUND FLOOR	SIZE AS/SHAPE MIX. M-30 REINF. 26 -20# RINGS 8 MM	SIZE 900X230 MIX. M-30 REINF. 18 -20# RINGS 8 MM	SIZE 300X1200 MIX. M-30 REINF. 12 -25# RINGS 8 MM	SIZE 1500X300 MIX. M-30 REINF. 16 -25# RINGS 8 MM	SIZE 300X1200 MIX. M-30 REINF. 16 -25# RINGS 8 MM
UPPER BASEMENT TO STILT FLOOR	SIZE AS/SHAPE MIX. M-30 REINF. 26 -20# RINGS 8 MM	SIZE 900X230 MIX. M-30 REINF. 18 -20# RINGS 8 MM	SIZE 300X1200 MIX. M-30 REINF. 12 -25# RINGS 8 MM	SIZE 1500X300 MIX. M-30 REINF. 16 -25# RINGS 8 MM	SIZE 300X1200 MIX. M-30 REINF. 16 -25# RINGS 8 MM
LOWER BASEMENT TO UPPER BASEMENT	SIZE AS/SHAPE MIX. M-30 REINF. 26 -20# RINGS 8 MM	SIZE 900X230 MIX. M-30 REINF. 18 -20# RINGS 8 MM	SIZE 300X1200 MIX. M-30 REINF. 12 -25# RINGS 8 MM	SIZE 1500X300 MIX. M-30 REINF. 16 -25# RINGS 8 MM	SIZE 300X1200 MIX. M-30 REINF. 16 -25# RINGS 8 MM
FOOTING TO LOWER BASEMENT	SIZE AS/SHAPE MIX. M-30 REINF. 26 -20# RINGS 8 MM	SIZE 900X230 MIX. M-30 REINF. 18 -20# RINGS 8 MM	SIZE 300X1200 MIX. M-30 REINF. 12 -25# RINGS 8 MM	SIZE 1500X300 MIX. M-30 REINF. 16 -25# RINGS 8 MM	SIZE 300X1200 MIX. M-30 REINF. 16 -25# RINGS 8 MM
COLUMN	SW-21	SW-22	SW-23	SW-24	SW-25

FLOOR	SW-26	CSW-27	SW-28	SW-29	SW-30
TWELETH FLOOR TO TERRACE FLOOR	SIZE 230X1800 MIX. M-30 REINF. 16 -20# RINGS 8 MM			SIZE 230X3300 MIX. M-30 REINF. 20 -25# RINGS 8 MM	SIZE 230X2700 MIX. M-30 REINF. 20 -25# RINGS 8 MM
ELEVENTH FLOOR TO TWELETH FLOOR	SIZE 230X1800 MIX. M-30 REINF. 16 -20# RINGS 8 MM			SIZE 230X3300 MIX. M-30 REINF. 20 -25# RINGS 8 MM	SIZE 230X2700 MIX. M-30 REINF. 20 -25# RINGS 8 MM
TENTH FLOOR TO ELEVENTH FLOOR	SIZE 230X1800 MIX. M-30 REINF. 16 -20# RINGS 8 MM			SIZE 230X3300 MIX. M-30 REINF. 20 -25# RINGS 8 MM	SIZE 230X2700 MIX. M-30 REINF. 20 -25# RINGS 8 MM
NINTH FLOOR TO TENTH FLOOR	SIZE 230X1800 MIX. M-30 REINF. 16 -20# RINGS 8 MM			SIZE 230X3300 MIX. M-30 REINF. 20 -25# RINGS 8 MM	SIZE 230X2700 MIX. M-30 REINF. 20 -25# RINGS 8 MM
EIGHT FLOOR TO NINTH FLOOR	SIZE 230X1800 MIX. M-30 REINF. 16 -20# RINGS 8 MM			SIZE 230X3300 MIX. M-30 REINF. 20 -25# RINGS 8 MM	SIZE 230X2700 MIX. M-30 REINF. 20 -25# RINGS 8 MM
SEVENTH FLOOR TO EIGHT FLOOR	SIZE 230X1800 MIX. M-30 REINF. 16 -20# RINGS 8 MM			SIZE 230X3300 MIX. M-30 REINF. 20 -25# RINGS 8 MM	SIZE 230X2700 MIX. M-30 REINF. 20 -25# RINGS 8 MM
SIXTH FLOOR TO SEVENTH FLOOR	SIZE 230X1800 MIX. M-30 REINF. 16 -20# RINGS 8 MM			SIZE 230X3300 MIX. M-30 REINF. 20 -25# RINGS 8 MM	SIZE 230X2700 MIX. M-30 REINF. 20 -25# RINGS 8 MM
FIFTH FLOOR TO SIXTH FLOOR	SIZE 230X1800 MIX. M-30 REINF. 16 -20# RINGS 8 MM			SIZE 230X3300 MIX. M-30 REINF. 20 -25# RINGS 8 MM	SIZE 230X2700 MIX. M-30 REINF. 20 -25# RINGS 8 MM
FORTH FLOOR TO FIFTH FLOOR	SIZE 230X1800 MIX. M-30 REINF. 16 -20# RINGS 8 MM			SIZE 230X3300 MIX. M-30 REINF. 20 -25# RINGS 8 MM	SIZE 230X2700 MIX. M-30 REINF. 20 -25# RINGS 8 MM
THIRD FLOOR TO FORTH FLOOR	SIZE 230X1800 MIX. M-30 REINF. 16 -20# RINGS 8 MM			SIZE 230X3300 MIX. M-30 REINF. 20 -25# RINGS 8 MM	SIZE 230X2700 MIX. M-30 REINF. 20 -25# RINGS 8 MM
SECOND FLOOR TO THIRD FLOOR	SIZE 230X1800 MIX. M-30 REINF. 16 -20# RINGS 8 MM			SIZE 230X3300 MIX. M-30 REINF. 20 -25# RINGS 8 MM	SIZE 230X2700 MIX. M-30 REINF. 20 -25# RINGS 8 MM
FIRST FLOOR TO SECOND FLOOR	SIZE 230X1800 MIX. M-30 REINF. 16 -20# RINGS 8 MM			SIZE 230X3300 MIX. M-30 REINF. 20 -25# RINGS 8 MM	SIZE 230X2700 MIX. M-30 REINF. 20 -25# RINGS 8 MM
GROUND FLOOR TO FIRST FLOOR	SIZE 230X1800 MIX. M-30 REINF. 16 -20# RINGS 8 MM			SIZE 230X3300 MIX. M-30 REINF. 20 -25# RINGS 8 MM	SIZE 230X2700 MIX. M-30 REINF. 20 -25# RINGS 8 MM
STILT FLOOR TO GROUND FLOOR	SIZE 300X1800 MIX. M-30 REINF. 18 -20# RINGS 8 MM	SIZE 600X1050 MIX. M-30 REINF. 20 -20# RINGS 8 MM	SIZE 450X2850 MIX. M-30 REINF. 18 -25# RINGS 8 MM	SIZE 300X2850 MIX. M-30 REINF. 18 -20# RINGS 8 MM	SIZE 300X2250 MIX. M-30 REINF. 18 -20# RINGS 8 MM
UPPER BASEMENT TO STILT FLOOR	SIZE 300X1800 MIX. M-30 REINF. 18 -20# RINGS 8 MM	SIZE 600X1050 MIX. M-30 REINF. 20 -20# RINGS 8 MM	SIZE 450X2850 MIX. M-30 REINF. 18 -25# RINGS 8 MM	SIZE 300X2850 MIX. M-30 REINF. 18 -20# RINGS 8 MM	SIZE 300X2250 MIX. M-30 REINF. 18 -20# RINGS 8 MM
LOWER BASEMENT TO UPPER BASEMENT	SIZE 300X1800 MIX. M-30 REINF. 18 -20# RINGS 8 MM	SIZE 600X1050 MIX. M-30 REINF. 20 -20# RINGS 8 MM	SIZE 450X2850 MIX. M-30 REINF. 18 -25# RINGS 8 MM	SIZE 300X2850 MIX. M-30 REINF. 18 -20# RINGS 8 MM	SIZE 300X2250 MIX. M-30 REINF. 18 -20# RINGS 8 MM
FOOTING TO LOWER BASEMENT	SIZE 300X1800 MIX. M-30 REINF. 18 -20# RINGS 8 MM	SIZE 600X1050 MIX. M-30 REINF. 20 -20# RINGS 8 MM	SIZE 450X2850 MIX. M-30 REINF. 18 -25# RINGS 8 MM	SIZE 300X2850 MIX. M-30 REINF. 18 -20# RINGS 8 MM	SIZE 300X2250 MIX. M-30 REINF. 18 -20# RINGS 8 MM
COLUMN	SW-26	CSW-27	SW-28	SW-29	SW-30

Vijaytech Consultants Pvt. Ltd.
CONSULTING ENGINEERS
H-17,GAUTAM MARG, SHYAM NAGAR, JAIPUR-19 INDIA
Phone : 91-141 2294432, 3257592 , Fax : 91-141-4023198
E-mail: vijayassociates@gmail.com ,vijaytech.jpr@gmail.com

PROJECT DETAILS:

PROPOSED APARTMENT "GOLD BELLAGIO", CP-6 CORNER, SWAMI VIVEKANAND NAGAR SCHEME, KOTA

ARCHITECT:

KAPPRIS INNOVATION
VAISHALI NAGAR, JAIPUR
PHONE: 9649905326
email:-kapprisinnovation@gmail.com

GENERAL NOTES:-

1. ALL DIMENSION ARE IN MM.
2. THIS DRAWING SHOULD BE READ IN CONJUNCTION WITH RELEVANT ARCHITECTURAL AND SERVICE DRAWING ANY DISCREPANCY SHOULD BE IMMEDIATELY BROUGHT TO NOTICE.
3. **GRADE OF CONCRETE FOR FOOTING SHALL BE M-30 AS MARKED IN SCHEDULE.**
4. **GRADE OF STEEL SHALL BE Fe-500.**

REINFORCEMENT DETAILS

1. HIGH YIELD STRENGTH DEFORMED BARS MARKED AS Ø WITH CHARACTERISTIC STRENGTH 500 N/SQ.MM CONFORMING TO IS 1786-1985, SHALL BE USED.
2. LAP SHALL BE STAGGERED SO THAT NO MORE THAN 1/3 OF BARS SHALL BE LAPPED AT ANY SECTION
3. LAP LENGTH FOR HIGH YIELD STRENGTH DEFORMED BARS SHALL BE:-
(WHERE Ø IS DIAMETER OF BARS).

CONC.GRADE	Ldt
M-25	49Ø
M-30	46Ø
M-35	41Ø

CONCRETE DETAILS

1. GRADE OF CONCRETE SHALL BE M-30 CONFORMING TO IS 456-2000 UNLESS OTHERWISE NOTED.
2. CLEAR COVER OF CONCRETE TO THE MAIN REINFORCEMENT UNLESS SPECIFIED,OTHERWISE SHALL BE :-

PARTICULAR	BOTTOM	TOP	SIDES
FOOTING	2"(50 MM.)	2"(50 MM.)	2"(50 MM.)
RETAINING WALL			1 1/2"(40MM.) - EARTH SIDE 3/4"(20MM.) - INSIDE FACE
COLUMNS			1 1/2"(40 MM.)
BEAMS, LINTELS	1"(25 MM.)	1"(25MM.)	1"(25MM.)
SLAB	3/4"(20MM.)	2/3"(15MM.)	
WALLS, FLOOR & ROOF SLAB OF WATER TANK.			1"(25MM.) - WATER FACE 1 1/2"(40MM.) - EARTH SIDE

REVISION:

REFERENCE:

S-00

DRAWN BY: SAHIL

CHECKED BY: SANJAY SHARMA

COPYRIGHT:
VIJAYTECH CONSULTANTS PVT. LTD.

SHEET TITLE:

COLUMN SCHEDULE

DATE - 15/10/2024
DRG. NO. - S-02
SHEET. NO. - 03 OF 05
REVISION - 00
STAMP :

VIJAYTECH CONSULTANTS PVT. LTD.
SANJAY SHARMA
B.E. (Civil) M.Tech. (Structures)

LEVEL		SW-11	SW-12	SW-13	SW-14	SW-15	SW-16	SW-17	SW-18	SW-19	SW-20
TWELETH FLOOR TO TERRACE FLOOR	SIZE	230X1800	230X1200	230X2000	230X2000	1500X230	900X230	900X230	1500X230	230X1800	1200X230
	MIX.	M-30	M-30	M-30	M-30	M-30	M-30	M-30	M-30	M-30	M-30
	REINF.	18 -20#	12 -16#	18 -25#	18 -25#	16 -20#	18 -20#	18 -20#	16 -20#	18 -20#	12 -20#
	RINGS	8 MM	8 MM	8 MM	8 MM	8 MM	8 MM	8 MM	8 MM	8 MM	8 MM
ELEVENTH FLOOR TO TWELETH FLOOR	SIZE	230X1800	230X1200	230X2000	230X2000	1500X230	900X230	900X230	1500X230	230X1800	1200X230
	MIX.	M-30	M-30	M-30	M-30	M-30	M-30	M-30	M-30	M-30	M-30
	REINF.	18 -20#	12 -16#	18 -25#	18 -25#	16 -20#	18 -20#	18 -20#	16 -20#	18 -20#	12 -20#
	RINGS	8 MM	8 MM	8 MM	8 MM	8 MM	8 MM	8 MM	8 MM	8 MM	8 MM
TENTH FLOOR TO ELEVENTH FLOOR	SIZE	230X1800	230X1200	230X2000	230X2000	1500X230	900X230	900X230	1500X230	230X1800	1200X230
	MIX.	M-30	M-30	M-30	M-30	M-30	M-30	M-30	M-30	M-30	M-30
	REINF.	18 -20#	12 -16#	18 -25#	18 -25#	16 -20#	18 -20#	18 -20#	16 -20#	18 -20#	12 -20#
	RINGS	8 MM	8 MM	8 MM	8 MM	8 MM	8 MM	8 MM	8 MM	8 MM	8 MM
NINTH FLOOR TO TENTH FLOOR	SIZE	230X1800	230X1200	230X2000	230X2000	1500X230	900X230	900X230	1500X230	230X1800	1200X230
	MIX.	M-30	M-30	M-30	M-30	M-30	M-30	M-30	M-30	M-30	M-30
	REINF.	18 -20#	12 -16#	18 -25#	18 -25#	16 -20#	18 -20#	18 -20#	16 -20#	18 -20#	12 -20#
	RINGS	8 MM	8 MM	8 MM	8 MM	8 MM	8 MM	8 MM	8 MM	8 MM	8 MM
EIGHT FLOOR TO NINTH FLOOR	SIZE	230X1800	230X1200	230X2000	230X2000	1500X230	900X230	900X230	1500X230	230X1800	1200X230
	MIX.	M-30	M-30	M-30	M-30	M-30	M-30	M-30	M-30	M-30	M-30
	REINF.	18 -20#	12 -16#	18 -25#	18 -25#	16 -20#	18 -20#	18 -20#	16 -20#	18 -20#	12 -20#
	RINGS	8 MM	8 MM	8 MM	8 MM	8 MM	8 MM	8 MM	8 MM	8 MM	8 MM
SEVENTH FLOOR TO EIGHT FLOOR	SIZE	230X1800	230X1200	230X2000	230X2000	1500X230	900X230	900X230	1500X230	230X1800	1200X230
	MIX.	M-30	M-30	M-30	M-30	M-30	M-30	M-30	M-30	M-30	M-30
	REINF.	18 -20#	12 -16#	18 -25#	18 -25#	16 -20#	18 -20#	18 -20#	16 -20#	18 -20#	12 -20#
	RINGS	8 MM	8 MM	8 MM	8 MM	8 MM	8 MM	8 MM	8 MM	8 MM	8 MM
SIXTH FLOOR TO SEVENTH FLOOR	SIZE	230X1800	230X1200	230X2000	230X2000	1500X230	900X230	900X230	1500X230	230X1800	1200X230
	MIX.	M-30	M-30	M-30	M-30	M-30	M-30	M-30	M-30	M-30	M-30
	REINF.	18 -20#	12 -16#	18 -25#	18 -25#	16 -20#	18 -20#	18 -20#	16 -20#	18 -20#	12 -20#
	RINGS	8 MM	8 MM	8 MM	8 MM	8 MM	8 MM	8 MM	8 MM	8 MM	8 MM
FIFTH FLOOR TO SIXTH FLOOR	SIZE	230X1800	230X1200	230X2000	230X2000	1500X230	900X230	900X230	1500X230	230X1800	1200X230
	MIX.	M-30	M-30	M-30	M-30	M-30	M-30	M-30	M-30	M-30	M-30
	REINF.	18 -20#	12 -16#	18 -25#	18 -25#	16 -20#	18 -20#	18 -20#	16 -20#	18 -20#	12 -20#
	RINGS	8 MM	8 MM	8 MM	8 MM	8 MM	8 MM	8 MM	8 MM	8 MM	8 MM
FORTH FLOOR TO FIFTH FLOOR	SIZE	230X1800	230X1200	230X2000	230X2000	1500X230	900X230	900X230	1500X230	230X1800	1200X230
	MIX.	M-30	M-30	M-30	M-30	M-30	M-30	M-30	M-30	M-30	M-30
	REINF.	18 -20#	12 -16#	18 -25#	18 -25#	16 -20#	18 -20#	18 -20#	16 -20#	18 -20#	12 -20#
	RINGS	8 MM	8 MM	8 MM	8 MM	8 MM	8 MM	8 MM	8 MM	8 MM	8 MM
THIRD FLOOR TO FORTH FLOOR	SIZE	230X1800	230X1200	230X2000	230X2000	1500X230	900X230	900X230	1500X230	230X1800	1200X230
	MIX.	M-30	M-30	M-30	M-30	M-30	M-30	M-30	M-30	M-30	M-30
	REINF.	18 -20#	12 -16#	18 -25#	18 -25#	16 -20#	18 -20#	18 -20#	16 -20#	18 -20#	12 -20#
	RINGS	8 MM	8 MM	8 MM	8 MM	8 MM	8 MM	8 MM	8 MM	8 MM	8 MM
SECOND FLOOR TO THIRD FLOOR	SIZE	230X1800	230X1200	230X2000	230X2000	1500X230	900X230	900X230	1500X230	230X1800	1200X230
	MIX.	M-30	M-30	M-30	M-30	M-30	M-30	M-30	M-30	M-30	M-30
	REINF.	18 -20#	12 -16#	18 -25#	18 -25#	16 -20#	18 -20#	18 -20#	16 -20#	18 -20#	12 -20#
	RINGS	8 MM	8 MM	8 MM	8 MM	8 MM	8 MM	8 MM	8 MM	8 MM	8 MM
FIRST FLOOR TO SECOND FLOOR	SIZE	230X1800	230X1200	230X2000	230X2000	1500X300	900X230	900X230	1500X300	230X1800	1200X230
	MIX.	M-30	M-30	M-30	M-30	M-30	M-30	M-30	M-30	M-30	M-30
	REINF.	18 -20#	12 -16#	18 -25#	18 -25#	16 -25#	18 -20#	18 -20#	16 -25#	18 -20#	12 -20#
	RINGS	8 MM	8 MM	8 MM	8 MM	8 MM	8 MM	8 MM	8 MM	8 MM	8 MM
GROUND FLOOR TO FIRST FLOOR	SIZE	230X1800	230X1200	230X2000	230X2000	1500X300	900X230	900X230	1500X300	230X1800	1200X230
	MIX.	M-30	M-30	M-30	M-30	M-30	M-30	M-30	M-30	M-30	M-30
	REINF.	18 -20#	12 -16#	18 -25#	18 -25#	16 -25#	18 -20#	18 -20#	16 -25#	18 -20#	16 -20#
	RINGS	8 MM	8 MM	8 MM	8 MM	8 MM	8 MM	8 MM	8 MM	8 MM	8 MM
STILT FLOOR TO GROUND FLOOR	SIZE	300X1800	300X1200	300X2000	300X2000	1500X300	900X230	900X230	1500X300	300X1800	1200X300
	MIX.	M-30	M-30	M-30	M-30	M-30	M-30	M-30	M-30	M-30	M-30
	REINF.	18 -25#	12 -20#	18 -20#	18 -20#	16 -25#	18 -20#	18 -20#	16 -25#	18 -25#	16 -20#
	RINGS	8 MM	8 MM	8 MM	8 MM	8 MM	8 MM	8 MM	8 MM	8 MM	8 MM
UPPER BASEMENT TO STILT FLOOR	SIZE	300X1800	300X1200	300X2000	300X2000	1500X300	900X230	900X230	1500X300	300X1800	1200X300
	MIX.	M-30	M-30	M-30	M-30	M-30	M-30	M-30	M-30	M-30	M-30
	REINF.	18 -25#	12 -20#	18 -20#	18 -20#	16 -25#	18 -20#	18 -20#	16 -25#	18 -25#	16 -20#
	RINGS	8 MM	8 MM	8 MM	8 MM	8 MM	8 MM	8 MM	8 MM	8 MM	8 MM
LOWER BASEMENT TO UPPER BASEMENT	SIZE	300X1800	300X1200	300X2000	300X2000	1500X300	900X230	900X230	1500X300	300X1800	1200X300
	MIX.	M-30	M-30	M-30	M-30	M-30	M-30	M-30	M-30	M-30	M-30
	REINF.	18 -25#	12 -20#	18 -20#	18 -20#	16 -25#	18 -20#	18 -20#	16 -25#	18 -25#	16 -20#
	RINGS	8 MM	8 MM	8 MM	8 MM	8 MM	8 MM	8 MM	8 MM	8 MM	8 MM
FOOTING TO LOWER BASEMENT	SIZE	300X1800	300X1200	300X2000	300X2000	1500X300	900X230	900X230	1500X300	300X1800	1200X300
	MIX.	M-30	M-30	M-30	M-30	M-30	M-30	M-30	M-30	M-30	M-30
	REINF.	18 -25#	12 -20#	18 -20#	18 -20#	16 -25#	18 -20#	18 -20#	16 -25#	18 -25#	16 -20#
	RINGS	8 MM	8 MM	8 MM	8 MM	8 MM	8 MM	8 MM	8 MM	8 MM	8 MM
COLUMN		SW-11	SW-12	SW-13	SW-14	SW-15	SW-16	SW-17	SW-18	SW-19	SW-20

Vijaytech Consultants Pvt. Ltd.
CONSULTING ENGINEERS
H-17,GAUTAM MARG, SHYAM NAGAR, JAIPUR-19 INDIA
Phone : 91-141 2294432, 3257592 , Fax : 91-141-4023198
E-mail: vijayassociates@gmail.com ,vijaytech.jpr@gmail.com

PROJECT DETAILS:

PROPOSED APARTMENT "GOLD BELLAGIO", CP-6 CORNER, SWAMI VIVEKANAND NAGAR SCHEME, KOTA

ARCHITECT:

KAPPRIS INNOVATION
VAISHALI NAGAR, JAIPUR
PHONE: 9649905326
email:-kapprisinnovation@gmail.com

GENERAL NOTES:-

1. ALL DIMENSION ARE IN MM.
2. THIS DRAWING SHOULD BE READ IN CONJUNCTION WITH RELEVANT ARCHITECTURAL AND SERVICE DRAWING ANY DISCREPANCY SHOULD BE IMMEDIATELY BROUGHT TO NOTICE.
3. **GRADE OF CONCRETE FOR FOOTING SHALL BE M-30 AS MARKED IN SCHEDULE.**
4. **GRADE OF STEEL SHALL BE Fe-500.**

REINFORCEMENT DETAILS

1. HIGH YIELD STRENGTH DEFORMED BARS MARKED AS Ø WITH CHARACTERISTIC STRENGTH 500 N/SQ.MM CONFORMING TO IS 1786-1985, SHALL BE USED.
2. LAP SHALL BE STAGGERED SO THAT NO MORE THAN 1/3 OF BARS SHALL BE LAPPED AT ANY SECTION
3. LAP LENGTH FOR HIGH YIELD STRENGTH DEFORMED BARS SHALL BE:-

(WHERE Ø IS DIAMETER OF BARS).

CONC.GRADE	Ldt
M-25	49Ø
M-30	46Ø
M-35	41Ø

CONCRETE DETAILS

1. GRADE OF CONCRETE SHALL BE M-30 CONFORMING TO IS 456-2000 UNLESS OTHERWISE NOTED.
2. CLEAR COVER OF CONCRETE TO THE MAIN REINFORCEMENT UNLESS SPECIFIED,OTHERWISE SHALL BE :-

PARTICULAR	BOTTOM	TOP	SIDES
FOOTING	2"(50 MM.)	2"(50 MM.)	2"(50 MM.)
RETAINING WALL			1 1/2"(40MM.) - EARTH SIDE 3/4"(20MM.) - INSIDE FACE
COLUMNS			1 1/2"(40 MM.)
BEAMS, LINTELS	1"(25 MM.)	1"(25MM.)	1"(25MM.)
SLAB	3/4"(20MM.)	2/3"(15MM.)	
WALLS, FLOOR & ROOF SLAB OF WATER TANK.			1"(25MM.) - WATER FACE 1 1/2"(40MM.) - EARTH SIDE

REVISION:

REFERENCE:

S-00

DRAWN BY: SAHIL

CHECKED BY: SANJAY SHARMA

COPYRIGHT:
VIJAYTECH CONSULTANTS PVT. LTD.

SHEET TITLE:

COLUMN SCHEDULE

DATE - 15/10/2024
DRG. NO. - S-02
SHEET. NO. - 02 OF 05
REVISION - 00
STAMP :

VIJAYTECH CONSULTANTS PVT. LTD.
SANJAY SHARMA
B.E. (Civil) M.Tech. (Structures)

COLUMN SCHEDULE

COLUMN	SW-1	SW-2	SW-3	SW-4	SW-5	SW-6	SW-7	SW-8	SW-9	SW-10
TWELETH FLOOR TO TERRACE FLOOR	SIZE 230X900 MIX. M-30 REINF. 18-16# RINGS 8 MM	SIZE 230X900 MIX. M-30 REINF. 18-16# RINGS 8 MM	SIZE 230X900 MIX. M-30 REINF. 18-16# RINGS 8 MM	SIZE 230X900 MIX. M-30 REINF. 18-16# RINGS 8 MM		SIZE 230X3650 MIX. M-30 REINF. 20-25# RINGS 8 MM	SIZE 230X1500 MIX. M-30 REINF. 14 -25# RINGS 8 MM	SIZE 230X1500 MIX. M-30 REINF. 14 -25# RINGS 8 MM	SIZE AS/SHAPE MIX. M-30 REINF. 30-25# RINGS 8 MM	SIZE 900X230 MIX. M-30 REINF. 18 -20# RINGS 8 MM
ELEVENTH FLOOR TO TWELETH FLOOR	SIZE 230X900 MIX. M-30 REINF. 18-16# RINGS 8 MM	SIZE 230X900 MIX. M-30 REINF. 18-16# RINGS 8 MM	SIZE 230X900 MIX. M-30 REINF. 18-16# RINGS 8 MM	SIZE 230X900 MIX. M-30 REINF. 18-16# RINGS 8 MM		SIZE 230X3650 MIX. M-30 REINF. 20-25# RINGS 8 MM	SIZE 230X1500 MIX. M-30 REINF. 14 -25# RINGS 8 MM	SIZE 230X1500 MIX. M-30 REINF. 14 -25# RINGS 8 MM	SIZE AS/SHAPE MIX. M-30 REINF. 30-25# RINGS 8 MM	SIZE 900X230 MIX. M-30 REINF. 18 -20# RINGS 8 MM
TENTH FLOOR TO ELEVENTH FLOOR	SIZE 230X900 MIX. M-30 REINF. 18-16# RINGS 8 MM	SIZE 230X900 MIX. M-30 REINF. 18-16# RINGS 8 MM	SIZE 230X900 MIX. M-30 REINF. 18-16# RINGS 8 MM	SIZE 230X900 MIX. M-30 REINF. 18-16# RINGS 8 MM		SIZE 230X3650 MIX. M-30 REINF. 20-25# RINGS 8 MM	SIZE 230X1500 MIX. M-30 REINF. 14 -25# RINGS 8 MM	SIZE 230X1500 MIX. M-30 REINF. 14 -25# RINGS 8 MM	SIZE AS/SHAPE MIX. M-30 REINF. 30-25# RINGS 8 MM	SIZE 900X230 MIX. M-30 REINF. 18 -20# RINGS 8 MM
NINTH FLOOR TO TENTH FLOOR	SIZE 230X900 MIX. M-30 REINF. 18-16# RINGS 8 MM	SIZE 230X900 MIX. M-30 REINF. 18-16# RINGS 8 MM	SIZE 230X900 MIX. M-30 REINF. 18-16# RINGS 8 MM	SIZE 230X900 MIX. M-30 REINF. 18-16# RINGS 8 MM		SIZE 230X3650 MIX. M-30 REINF. 20-25# RINGS 8 MM	SIZE 230X1500 MIX. M-30 REINF. 14 -25# RINGS 8 MM	SIZE 230X1500 MIX. M-30 REINF. 14 -25# RINGS 8 MM	SIZE AS/SHAPE MIX. M-30 REINF. 30-25# RINGS 8 MM	SIZE 900X230 MIX. M-30 REINF. 18 -20# RINGS 8 MM
EIGHT FLOOR TO NINTH FLOOR	SIZE 230X900 MIX. M-30 REINF. 18-16# RINGS 8 MM	SIZE 230X900 MIX. M-30 REINF. 18-16# RINGS 8 MM	SIZE 230X900 MIX. M-30 REINF. 18-16# RINGS 8 MM	SIZE 230X900 MIX. M-30 REINF. 18-16# RINGS 8 MM		SIZE 230X3650 MIX. M-30 REINF. 20-25# RINGS 8 MM	SIZE 230X1500 MIX. M-30 REINF. 14 -25# RINGS 8 MM	SIZE 230X1500 MIX. M-30 REINF. 14 -25# RINGS 8 MM	SIZE AS/SHAPE MIX. M-30 REINF. 30-25# RINGS 8 MM	SIZE 900X230 MIX. M-30 REINF. 18 -20# RINGS 8 MM
SEVENTH FLOOR TO EIGHT FLOOR	SIZE 230X900 MIX. M-30 REINF. 18-16# RINGS 8 MM	SIZE 230X900 MIX. M-30 REINF. 18-16# RINGS 8 MM	SIZE 230X900 MIX. M-30 REINF. 18-16# RINGS 8 MM	SIZE 230X900 MIX. M-30 REINF. 18-16# RINGS 8 MM		SIZE 230X3650 MIX. M-30 REINF. 20-25# RINGS 8 MM	SIZE 230X1500 MIX. M-30 REINF. 14 -25# RINGS 8 MM	SIZE 230X1500 MIX. M-30 REINF. 14 -25# RINGS 8 MM	SIZE AS/SHAPE MIX. M-30 REINF. 30-25# RINGS 8 MM	SIZE 900X230 MIX. M-30 REINF. 18 -20# RINGS 8 MM
SIXTH FLOOR TO SEVENTH FLOOR	SIZE 230X900 MIX. M-30 REINF. 18-16# RINGS 8 MM	SIZE 230X900 MIX. M-30 REINF. 18-16# RINGS 8 MM	SIZE 230X900 MIX. M-30 REINF. 18-16# RINGS 8 MM	SIZE 230X900 MIX. M-30 REINF. 18-16# RINGS 8 MM		SIZE 230X3650 MIX. M-30 REINF. 20-25# RINGS 8 MM	SIZE 230X1500 MIX. M-30 REINF. 14 -25# RINGS 8 MM	SIZE 230X1500 MIX. M-30 REINF. 14 -25# RINGS 8 MM	SIZE AS/SHAPE MIX. M-30 REINF. 30-25# RINGS 8 MM	SIZE 900X230 MIX. M-30 REINF. 18 -20# RINGS 8 MM
FIFTH FLOOR TO SIXTH FLOOR	SIZE 230X900 MIX. M-30 REINF. 18-16# RINGS 8 MM	SIZE 230X900 MIX. M-30 REINF. 18-16# RINGS 8 MM	SIZE 230X900 MIX. M-30 REINF. 18-16# RINGS 8 MM	SIZE 230X900 MIX. M-30 REINF. 18-16# RINGS 8 MM		SIZE 230X3650 MIX. M-30 REINF. 20-25# RINGS 8 MM	SIZE 230X1500 MIX. M-30 REINF. 14 -25# RINGS 8 MM	SIZE 230X1500 MIX. M-30 REINF. 14 -25# RINGS 8 MM	SIZE AS/SHAPE MIX. M-30 REINF. 30-25# RINGS 8 MM	SIZE 900X230 MIX. M-30 REINF. 18 -20# RINGS 8 MM
FORTH FLOOR TO FIFTH FLOOR	SIZE 230X900 MIX. M-30 REINF. 18-16# RINGS 8 MM	SIZE 230X900 MIX. M-30 REINF. 18-16# RINGS 8 MM	SIZE 230X900 MIX. M-30 REINF. 18-16# RINGS 8 MM	SIZE 230X900 MIX. M-30 REINF. 18-16# RINGS 8 MM		SIZE 230X3650 MIX. M-30 REINF. 20-25# RINGS 8 MM	SIZE 230X1500 MIX. M-30 REINF. 14 -25# RINGS 8 MM	SIZE 230X1500 MIX. M-30 REINF. 14 -25# RINGS 8 MM	SIZE AS/SHAPE MIX. M-30 REINF. 30-25# RINGS 8 MM	SIZE 900X230 MIX. M-30 REINF. 18 -20# RINGS 8 MM
THIRD FLOOR TO FORTH FLOOR	SIZE 230X900 MIX. M-30 REINF. 18-16# RINGS 8 MM	SIZE 230X900 MIX. M-30 REINF. 18-16# RINGS 8 MM	SIZE 230X900 MIX. M-30 REINF. 18-16# RINGS 8 MM	SIZE 230X900 MIX. M-30 REINF. 18-16# RINGS 8 MM		SIZE 230X3650 MIX. M-30 REINF. 20-25# RINGS 8 MM	SIZE 230X1500 MIX. M-30 REINF. 14 -25# RINGS 8 MM	SIZE 230X1500 MIX. M-30 REINF. 14 -25# RINGS 8 MM	SIZE AS/SHAPE MIX. M-30 REINF. 30-25# RINGS 8 MM	SIZE 900X230 MIX. M-30 REINF. 18 -20# RINGS 8 MM
SECOND FLOOR TO THIRD FLOOR	SIZE 230X900 MIX. M-30 REINF. 18-16# RINGS 8 MM	SIZE 230X900 MIX. M-30 REINF. 18-16# RINGS 8 MM	SIZE 230X900 MIX. M-30 REINF. 18-16# RINGS 8 MM	SIZE 230X900 MIX. M-30 REINF. 18-16# RINGS 8 MM		SIZE 230X3650 MIX. M-30 REINF. 20-25# RINGS 8 MM	SIZE 230X1500 MIX. M-30 REINF. 14 -25# RINGS 8 MM	SIZE 230X1500 MIX. M-30 REINF. 14 -25# RINGS 8 MM	SIZE AS/SHAPE MIX. M-30 REINF. 30-25# RINGS 8 MM	SIZE 900X230 MIX. M-30 REINF. 18 -20# RINGS 8 MM
FIRST FLOOR TO SECOND FLOOR	SIZE 230X900 MIX. M-30 REINF. 18-16# RINGS 8 MM	SIZE 230X900 MIX. M-30 REINF. 18-16# RINGS 8 MM	SIZE 230X900 MIX. M-30 REINF. 18-16# RINGS 8 MM	SIZE 230X900 MIX. M-30 REINF. 18-16# RINGS 8 MM		SIZE 230X3650 MIX. M-30 REINF. 20-25# RINGS 8 MM	SIZE 230X1500 MIX. M-30 REINF. 14 -25# RINGS 8 MM	SIZE 230X1500 MIX. M-30 REINF. 14 -25# RINGS 8 MM	SIZE AS/SHAPE MIX. M-30 REINF. 30-25# RINGS 8 MM	SIZE 900X230 MIX. M-30 REINF. 18 -20# RINGS 8 MM
GROUND FLOOR TO FIRST FLOOR	SIZE 230X900 MIX. M-30 REINF. 18-16# RINGS 8 MM	SIZE 230X900 MIX. M-30 REINF. 18-16# RINGS 8 MM	SIZE 230X900 MIX. M-30 REINF. 18-16# RINGS 8 MM	SIZE 230X900 MIX. M-30 REINF. 18-16# RINGS 8 MM		SIZE 230X3650 MIX. M-30 REINF. 20-25# RINGS 8 MM	SIZE 230X1500 MIX. M-30 REINF. 14 -25# RINGS 8 MM	SIZE 230X1500 MIX. M-30 REINF. 14 -25# RINGS 8 MM	SIZE AS/SHAPE MIX. M-30 REINF. 30-25# RINGS 8 MM	SIZE 900X230 MIX. M-30 REINF. 18 -20# RINGS 8 MM
STILT FLOOR TO GROUND FLOOR	SIZE 230X900 MIX. M-30 REINF. 18-16# RINGS 8 MM	SIZE 230X900 MIX. M-30 REINF. 18-16# RINGS 8 MM	SIZE 230X900 MIX. M-30 REINF. 18-16# RINGS 8 MM	SIZE 230X900 MIX. M-30 REINF. 18-16# RINGS 8 MM	SIZE 450X1800 MIX. M-30 REINF. 18 -25# RINGS 8 MM	SIZE 300X3650 MIX. M-30 REINF. 18 -20# RINGS 8 MM	SIZE 300X1500 MIX. M-30 REINF. 16 -25# RINGS 8 MM	SIZE 300X1500 MIX. M-30 REINF. 16 -25# RINGS 8 MM	SIZE AS/SHAPE MIX. M-30 REINF. 30-25# RINGS 8 MM	SIZE 900X230 MIX. M-30 REINF. 18 -20# RINGS 8 MM
UPPER BASEMENT TO STILT FLOOR			SIZE 230X900 MIX. M-30 REINF. 18-16# RINGS 8 MM	SIZE 230X900 MIX. M-30 REINF. 18-16# RINGS 8 MM	SIZE 450X1800 MIX. M-30 REINF. 18 -25# RINGS 8 MM	SIZE 300X3650 MIX. M-30 REINF. 18 -20# RINGS 8 MM	SIZE 300X1500 MIX. M-30 REINF. 16 -25# RINGS 8 MM	SIZE 300X1500 MIX. M-30 REINF. 16 -25# RINGS 8 MM	SIZE AS/SHAPE MIX. M-30 REINF. 30-25# RINGS 8 MM	SIZE 900X230 MIX. M-30 REINF. 18 -20# RINGS 8 MM
LOWER BASEMENT TO UPPER BASEMENT			SIZE 230X900 MIX. M-30 REINF. 18-16# RINGS 8 MM	SIZE 230X900 MIX. M-30 REINF. 18-16# RINGS 8 MM	SIZE 450X1800 MIX. M-30 REINF. 18 -25# RINGS 8 MM	SIZE 300X3650 MIX. M-30 REINF. 18 -20# RINGS 8 MM	SIZE 300X1500 MIX. M-30 REINF. 16 -25# RINGS 8 MM	SIZE 300X1500 MIX. M-30 REINF. 16 -25# RINGS 8 MM	SIZE AS/SHAPE MIX. M-30 REINF. 30-25# RINGS 8 MM	SIZE 900X230 MIX. M-30 REINF. 18 -20# RINGS 8 MM
FOOTING TO LOWER BASEMENT			SIZE 230X900 MIX. M-30 REINF. 18-16# RINGS 8 MM	SIZE 230X900 MIX. M-30 REINF. 18-16# RINGS 8 MM	SIZE 450X1800 MIX. M-30 REINF. 18 -25# RINGS 8 MM	SIZE 300X3650 MIX. M-30 REINF. 18 -20# RINGS 8 MM	SIZE 300X1500 MIX. M-30 REINF. 16 -25# RINGS 8 MM	SIZE 300X1500 MIX. M-30 REINF. 16 -25# RINGS 8 MM	SIZE AS/SHAPE MIX. M-30 REINF. 30-25# RINGS 8 MM	SIZE 900X230 MIX. M-30 REINF. 18 -20# RINGS 8 MM

Vijaytech Consultants Pvt. Ltd.
CONSULTING ENGINEERS
H-17,GAUTAM MARG, SHYAM NAGAR, JAIPUR-19 INDIA
Phone : 91-141 2294432, 3257592 , Fax : 91-141-4023198
E-mail: vijayassociates@gmail.com ,vijaytech.jpr@gmail.com

PROJECT DETAILS:

PROPOSED APARTMENT "GOLD BELLAGIO", CP-6 CORNER, SWAMI VIVEKANAND NAGAR SCHEME, KOTA

ARCHITECT:

KAPPRIS INNOVATION
VAISHALI NAGAR, JAIPUR
PHONE: 9649905326
email:-kapprisinnovation@gmail.com

GENERAL NOTES:-

1. ALL DIMENSION ARE IN MM.
2. THIS DRAWING SHOULD BE READ IN CONJUNCTION WITH RELEVANT ARCHITECTURAL AND SERVICE DRAWING ANY DISCREPANCY SHOULD BE IMMEDIATELY BROUGHT TO NOTICE.
3. **GRADE OF CONCRETE FOR FOOTING SHALL BE M-30 AS MARKED IN SCHEDULE.**
4. **GRADE OF STEEL SHALL BE Fe-500.**

REINFORCEMENT DETAILS

1. HIGH YIELD STRENGTH DEFORMED BARS MARKED AS Ø WITH CHARACTERISTIC STRENGTH 500 N/SQ.MM CONFORMING TO IS 1786-1985, SHALL BE USED.
2. LAP SHALL BE STAGGERED SO THAT NO MORE THAN 1/3 OF BARS SHALL BE LAPPED AT ANY SECTION
3. LAP LENGTH FOR HIGH YIELD STRENGTH DEFORMED BARS SHALL BE:-
(WHERE Ø IS DIAMETER OF BARS).

CONC.GRADE	Ldt
M-25	49Ø
M-30	46Ø
M-35	41Ø

CONCRETE DETAILS

1. GRADE OF CONCRETE SHALL BE M-30 CONFORMING TO IS 456-2000 UNLESS OTHERWISE NOTED.
2. CLEAR COVER OF CONCRETE TO THE MAIN REINFORCEMENT UNLESS SPECIFIED,OTHERWISE SHALL BE :-

PARTICULAR	BOTTOM	TOP	SIDES
FOOTING	2"(50 MM.)	2"(50 MM.)	2"(50 MM.)
RETAINING WALL			1 1/2"(40MM.) - EARTH SIDE 3/4"(20MM.) - INSIDE FACE
COLUMNS			1 1/2"(40 MM.)
BEAMS, LINTELS	1"(25 MM.)	1"(25MM.)	1"(25MM.)
SLAB	3/4"(20MM.)	2/3"(15MM.)	
WALLS, FLOOR & ROOF SLAB OF WATER TANK.			1"(25MM.) - WATER FACE 1 1/2"(40MM.) - EARTH SIDE

REVISION:

REFERENCE:

S-00

DRAWN BY: SAHIL

CHECKED BY: SANJAY SHARMA

COPYRIGHT:
VIJAYTECH CONSULTANTS PVT. LTD.

SHEET TITLE:

COLUMN SCHEDULE

DATE - 15/10/2024
DRG. NO. - S-02
SHEET. NO. - 01 OF 05
REVISION - 00
STAMP :

VIJAYTECH CONSULTANTS PVT. LTD.
SANJAY SHARMA
B.E. (Civil) M.Tech. (Structures)

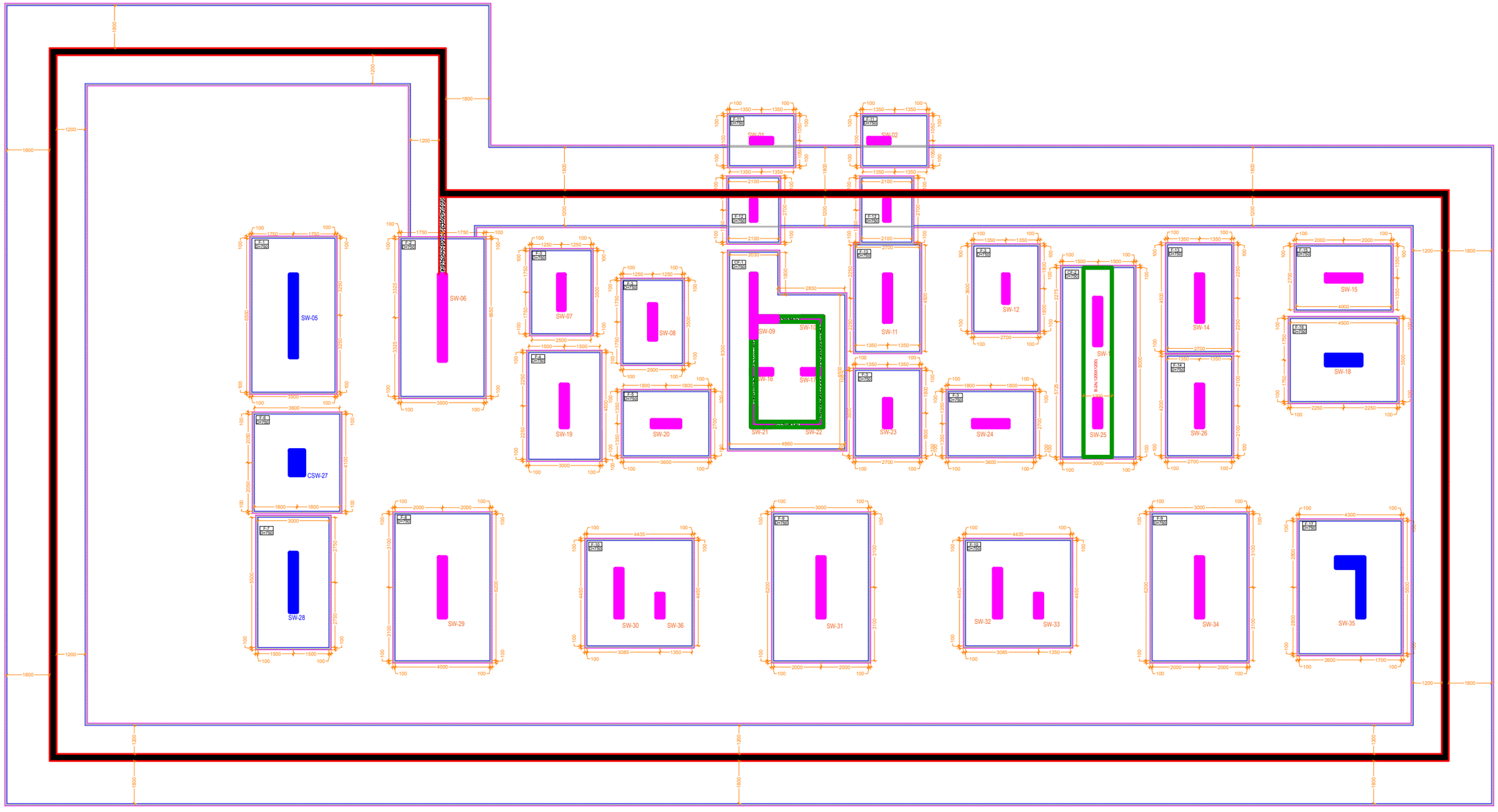

Vijaytech Consultants Pvt. Ltd.
CONSULTING ENGINEERS
H-17,GAUTAM MARG, SHYAM NAGAR, JAIPUR-19 INDIA
Phone : 91-141 2294432, 3257592 , Fax : 91-141-4022198
E-mail : vijaytech.jpr@gmail.com,vijayassociates@gmail.com

PROJECT DETAILS:

PROPOSED APARTMENT "GOLD BELLAGIO", CP-6 CORNER, SWAMI VIVEKANAND NAGAR SCHEME, KOTA

ARCHITECT:

KAPPRIS INNOVATION
VAISHALI NAGAR, JAIPUR
PHONE: 9649905326
email:-kappris innovation@gmail.com

GENERAL NOTES:-

1. ALL DIMENSION ARE IN MM.

2. THIS DRAWING SHOULD BE READ IN CONJUNCTION WITH RELEVANT ARCHITECTURAL AND SERVICE DRAWING ANY DISCREPANCY SHOULD BE IMMEDIATELY BROUGHT TO NOTICE.

3. GRADE OF CONCRETE FOR FOOTING SHALL BE M-30 AS MARKED IN SCHEDULE.

4. GRADE OF STEEL SHALL BE Fe-500.

REINFORCEMENT DETAILS

1. HIGH YIELD STRENGTH DEFORMED BARS MARKED AS Ø WITH CHARACTERISTIC STRENGTH **500 N/SQ.MM** CONFORMING TO IS 1786-1985, SHALL BE USED.

2. LAP SHALL BE STAGGERED SO THAT NO MORE THAN 1/3 OF BARS SHALL BE LAPPED AT ANY SECTION

3. LAP LENGTH FOR HIGH YIELD STRENGTH DEFORMED BARS SHALL BE:-

(WHERE Ø IS DIAMETER OF BARS).

CONC.GRADE	Ld:
M-25	49Ø
M-30	46Ø
M-35	41Ø

CONCRETE DETAILS

1. GRADE OF CONCRETE SHALL BE M-30 CONFORMING TO IS 456-2000 UNLESS OTHERWISE NOTED.

2. CLEAR COVER OF CONCRETE TO THE MAIN REINFORCEMENT UNLESS SPECIFIED,OTHERWISE SHALL BE :-

PARTICULAR	BOTTOM	TOP	SIDES
FOOTING	2"(50 MM.)	2"(50 MM.)	2"(50 MM.)
RETAINING WALL			1 1/2"(40MM.) - EARTH SIDE 3/4"(20MM.) - INSIDE FACE
COLUMNS			1 1/2"(40 MM.)
BEAMS, LINTELS	1"(25 MM.)	1"(25MM.)	1"(25MM.)
SLAB	3/4"(20MM.)	2/3"(15MM.)	
WALLS, FLOOR & ROOF SLAB OF WATER TANK.			1"(25MM.) - WATER FACE 1 1/2"(40MM.) - EARTH SIDE

REVISION:

REFERENCE:

S-00

DRAWN BY: SAHIL

CHECKED BY: SANJAY SHARMA

COPYRIGHT:
VIJAYTECH CONSULTANTS PVT. LTD.

SHEET TITLE:

FOOTING LAYOUT PLAN

DATE - 15/10/2024

DRG. NO. - S-01

SHEET. NO. - 01 OF 02

REVISION - 00

STAMP :

VIJAYTECH CONSULTANTS PVT. LTD.

SANJAY SHARMA
B.E. (Civil) M.Tech. (Structures)

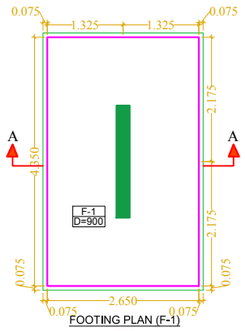

FOOTING PLAN (F-1)

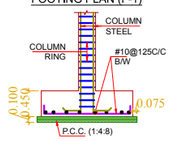

SECTION AT (F-1) (A-A)

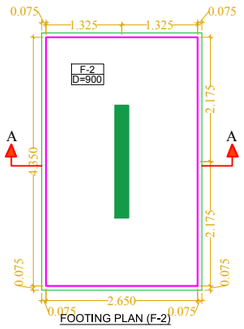

FOOTING PLAN (F-2)

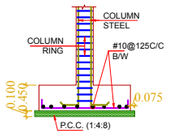

SECTION AT (F-2) (A-A)

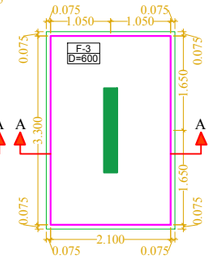

FOOTING PLAN (F-3)

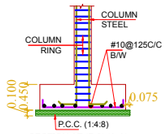

SECTION AT (F-3) (A-A)

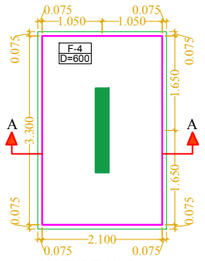

FOOTING PLAN (F-4)

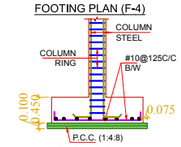

SECTION AT (F-4) (A-A)

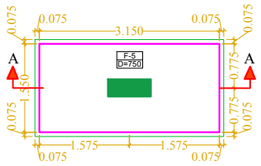

FOOTING PLAN (F-5)

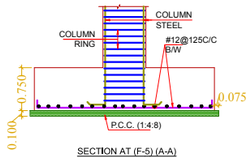

SECTION AT (F-5) (A-A)

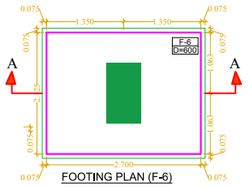

FOOTING PLAN (F-6)

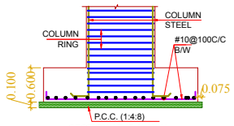

SECTION AT (F-6) (A-A)

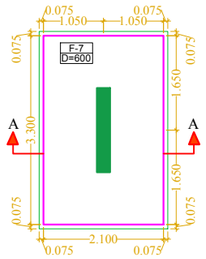

FOOTING PLAN (F-7)

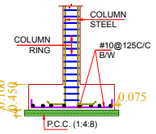

SECTION AT (F-7) (A-A)

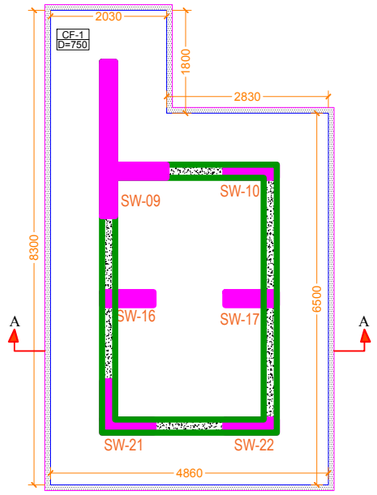

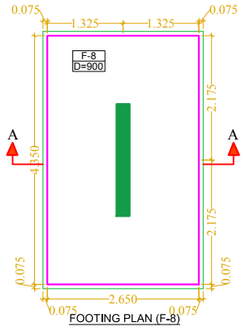

FOOTING PLAN (F-8)

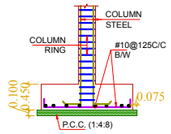

SECTION AT (F-8) (A-A)

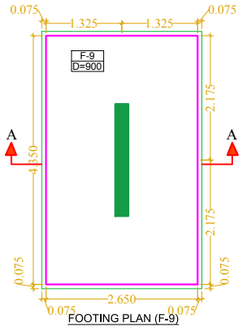

FOOTING PLAN (F-9)

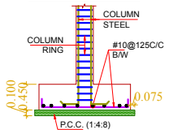

SECTION AT (F-9) (A-A)

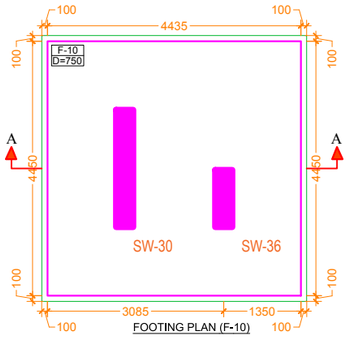

FOOTING PLAN (F-10)

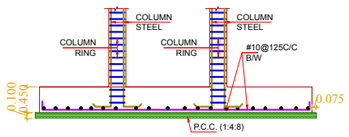

SECTION AT (F-10) (A-A)

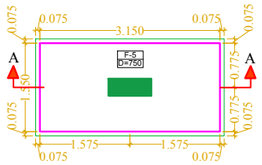

FOOTING PLAN (F-11)

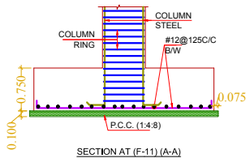

SECTION AT (F-11) (A-A)

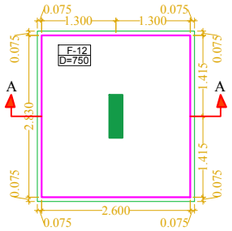

FOOTING PLAN (F-12)

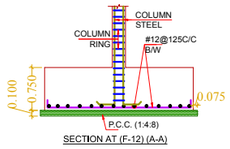

SECTION AT (F-12) (A-A)

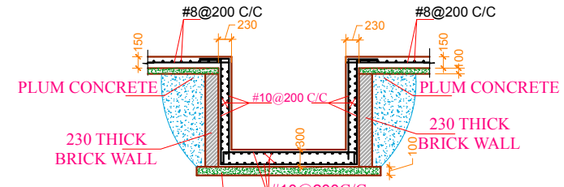

SECTION AT (CF-1) (A-A)

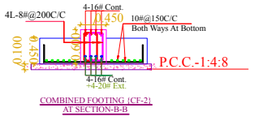

COMBINED FOOTING (CF-2) AT SECTION-B-B

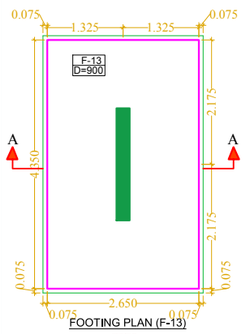

FOOTING PLAN (F-13)

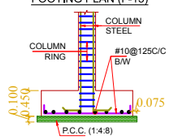

SECTION AT (F-13) (A-A)

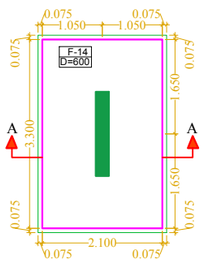

FOOTING PLAN (F-14)

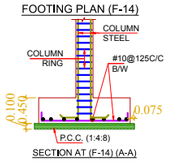

SECTION AT (F-14) (A-A)

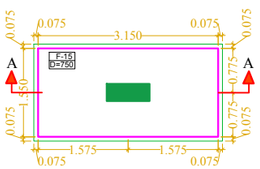

FOOTING PLAN (F-15)

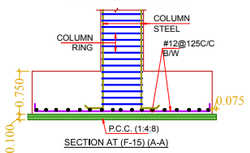

SECTION AT (F-15) (A-A)

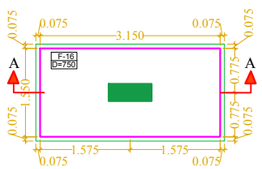

FOOTING PLAN (F-16)

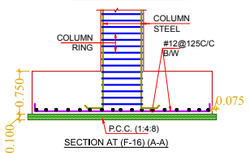

SECTION AT (F-16) (A-A)

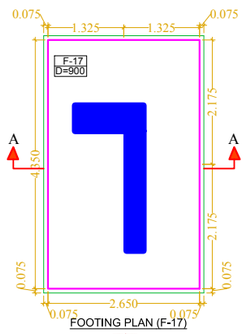

FOOTING PLAN (F-17)

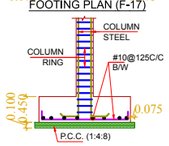

SECTION AT (F-17) (A-A)

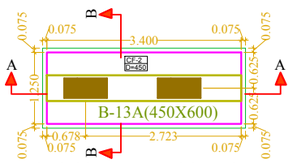

CF-2 COMBINED FOOTING PLAN

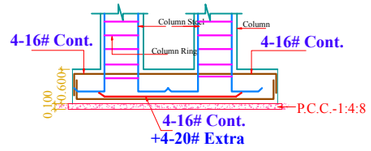

FOOTING BEAM SECTION AT A-A
B-13A{450X600}

Vijaytech Consultants Pvt. Ltd.
CONSULTING ENGINEERS
H-17,GAUTAM MARG, SHYAM NAGAR, JAIPUR-19 INDIA
Phone : 91-141 2294432, 3257592 , Fax : 91-141-4022198
E-mail : vijaytech.pr@gmail.com,vijayassociates@gmail.com

PROJECT DETAILS:

PROPOSED APARTMENT "GOLD BELLAGIO", CP-6 CORNER, SWAMI VIVEKANAND NAGAR SCHEME, KOTA

ARCHITECT:

KAPPRIS INNOVATION
VAISHALI NAGAR, JAIPUR
PHONE: 9649905326
email:-kapprisinnovation@gmail.com

GENERAL NOTES:-

1. ALL DIMENSION ARE IN MM.
2. THIS DRAWING SHOULD BE READ IN CONJUNCTION WITH RELEVANT ARCHITECTURAL AND SERVICE DRAWING ANY DISCREPANCY SHOULD BE IMMEDIATELY BROUGHT TO NOTICE.
3. **GRADE OF CONCRETE FOR FOOTING SHALL BE M-30 AS MARKED IN SCHEDULE.**
4. **GRADE OF STEEL SHALL BE Fe-500.**

REINFORCEMENT DETAILS

1. HIGH YIELD STRENGTH DEFORMED BARS MARKED AS Ø WITH CHARACTERISTIC STRENGTH 500 N/SQ.MM CONFORMING TO IS 1786-1985, SHALL BE USED.
2. LAP SHALL BE STAGGERED SO THAT NO MORE THAN 1/3 OF BARS SHALL BE LAPPED AT ANY SECTION
3. LAP LENGTH FOR HIGH YIELD STRENGTH DEFORMED BARS SHALL BE:-

(WHERE Ø IS DIAMETER OF BARS).

CONC.GRADE	Ld
M-25	49Ø
M-30	46Ø
M-35	41Ø

CONCRETE DETAILS

1. GRADE OF CONCRETE SHALL BE M-30 CONFORMING TO IS 456-2000 UNLESS OTHERWISE NOTED.
2. CLEAR COVER OF CONCRETE TO THE MAIN REINFORCEMENT UNLESS SPECIFIED,OTHERWISE SHALL BE :-

PARTICULAR	BOTTOM	TOP	SIDES
FOOTING	2"(50 MM.)	2"(50 MM.)	2"(50 MM.)
RETAINING WALL			1 1/2"(40MM.) - EARTH SIDE 3/4"(20MM.) - INSIDE FACE
COLUMNS			1 1/2"(40 MM.)
BEAMS, LINTELS	1"(25 MM.)	1"(25MM.)	1"(25MM.)
SLAB	3/4"(20MM.)	2/3"(15MM.)	
WALLS, FLOOR & ROOF SLAB OF WATER TANK.			1"(25MM.) - WATER FACE 1 1/2"(40MM.) - EARTH SIDE

REVISION:

REFERENCE:

S-00

DRAWN BY: SAHIL

CHECKED BY: SANJAY SHARMA

COPYRIGHT:
VIJAYTECH CONSULTANTS PVT. LTD.

SHEET TITLE:

FOOTING SECTION & DETAILS

DATE	-	15/10/2024
DRG. NO.	-	S-01
SHEET. NO.	-	02 OF 02
REVISION	-	00
STAMP :		

VIJAYTECH CONSULTANTS PVT. LTD.
SANJAY SHARMA
B.E. (Civil) M.Tech. (Structures)



Vijaytech Consultants Pvt. Ltd.

CONSULTING ENGINEERS

H-17,GAUTAM MARG, SHYAM NAGAR, JAIPUR-19 INDIA
Phone : 91-141 2294432, 3257592 , Fax : 91-141-4023198
E-mail: vijayassociates@gmail.com ,vijaytech.jpr@gmail.com

PROJECT DETAILS:

PROPOSED APARTMENT "GOLD BELLAGIO", CP-6 CORNER, SWAMI VIVEKANAND NAGAR SCHEME, KOTA

ARCHITECT:

KAPPRIS INNOVATION
VAISHALI NAGAR, JAIPUR
PHONE: 9649905326
email:-kapprisinnovation@gmail.com

GENERAL NOTES:-

1. ALL DIMENSION ARE IN MM.
2. THIS DRAWING SHOULD BE READ IN CONJUNCTION WITH RELEVANT ARCHITECTURAL AND SERVICE DRAWING ANY DISCREPANCY SHOULD BE IMMEDIATELY BROUGHT TO NOTICE.
3. **GRADE OF CONCRETE FOR FOOTING SHALL BE M-30 AS MARKED IN SCHEDULE.**
4. **GRADE OF STEEL SHALL BE Fe-500.**

REINFORCEMENT DETAILS

1. HIGH YIELD STRENGTH DEFORMED BARS MARKED AS Ø WITH CHARACTERISTIC STRENGTH **500 N/SQ.MM** CONFORMING TO IS 1786-1985, SHALL BE USED.
2. LAP SHALL BE STAGGERED SO THAT NO MORE THAN 1/3 OF BARS SHALL BE LAPPED AT ANY SECTION
3. LAP LENGTH FOR HIGH YIELD STRENGTH DEFORMED BARS SHALL BE:-

(WHERE Ø IS DIAMETER OF BARS).

CONC.GRADE	Ldt
M-25	49Ø
M-30	46Ø
M-35	41Ø

CONCRETE DETAILS

1. GRADE OF CONCRETE SHALL BE M-30 CONFORMING TO IS 456-2000 UNLESS OTHERWISE NOTED.
2. CLEAR COVER OF CONCRETE TO THE MAIN REINFORCEMENT UNLESS SPECIFIED,OTHERWISE SHALL BE :-

PARTICULAR	BOTTOM	TOP	SIDES
FOOTING	2"(50 MM.)	2"(50 MM.)	2"(50 MM.)
RETAINING WALL			1 1/2"(40.6MM.) - EARTH SIDE 3/4"(20MM.) - INSIDE FACE
COLUMNS			1 1/2"(40 MM.)
BEAMS, LINTELS	1"(25 MM.)	1"(25MM.)	1"(25MM.)
SLAB	3/4"(20MM.)	2/3"(15MM.)	
WALLS, FLOOR & ROOF SLAB OF WATER TANK.			1"(25MM.) - WATER FACE 1 1/2"(40MM.) - EARTH SIDE

REVISION:

REFERENCE:

S-00

DRAWN BY: SAHIL

CHECKED BY: SANJAY SHARMA

COPYRIGHT:
VIJAYTECH CONSULTANTS PVT. LTD.

SHEET TITLE:

LOWER BASEMENT ROOF BEAM SECTION & DETAILS

DATE	-	15/10/2024
DRG. NO.	-	S-03
SHEET. NO.	-	02 OF 02
REVISION	-	00

STAMP :

VIJAYTECH CONSULTANTS PVT. LTD.

SANJAY SHARMA
B.E. (Civil) M.Tech. (Structures)

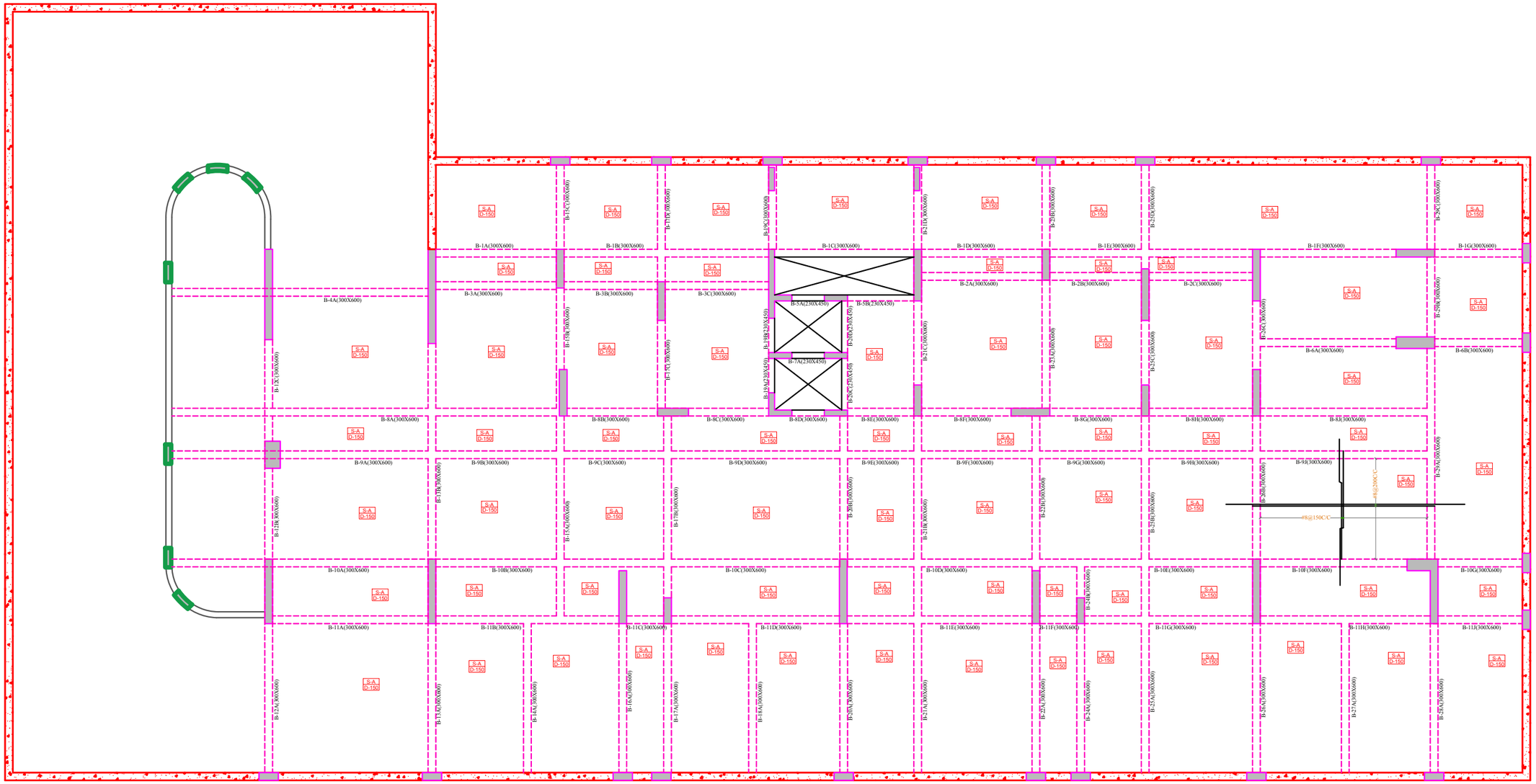

Vijaytech Consultants Pvt. Ltd.
CONSULTING ENGINEERS
H-17,GAUTAM MARG, SHYAM NAGAR, JAIPUR-19 INDIA
Phone : 91-141 2294432, 3257592 , Fax : 91-141-4023198
E-mail: vijayassociates@gmail.com ,vijaytech.jpr@gmail.com

PROJECT DETAILS:

PROPOSED APARTMENT "GOLD BELLAGIO", CP-6 CORNER, SWAMI VIVEKANAND NAGAR SCHEME, KOTA

ARCHITECT:

KAPPRIS INNOVATION
VAISHALI NAGAR, JAIPUR
PHONE: 9649905326
email:-kapprisinnovation@gmail.com

GENERAL NOTES:-

1. ALL DIMENSION ARE IN MM.
2. THIS DRAWING SHOULD BE READ IN CONJUNCTION WITH RELEVANT ARCHITECTURAL AND SERVICE DRAWING ANY DISCREPANCY SHOULD BE IMMEDIATELY BROUGHT TO NOTICE.
3. **GRADE OF CONCRETE FOR FOOTING SHALL BE M-30 AS MARKED IN SCHEDULE.**
4. **GRADE OF STEEL SHALL BE Fe-500.**

REINFORCEMENT DETAILS

1. HIGH YIELD STRENGTH DEFORMED BARS MARKED AS Ø WITH CHARACTERISTIC STRENGTH **500 N/SQ.MM** CONFORMING TO IS 1786-1985, SHALL BE USED.
2. LAP SHALL BE STAGGERED SO THAT NO MORE THAN 1/3 OF BARS SHALL BE LAPPED AT ANY SECTION
3. LAP LENGTH FOR HIGH YIELD STRENGTH DEFORMED BARS SHALL BE:-

(WHERE Ø IS DIAMETER OF BARS).

CONC.GRADE	Ldt
M-25	49Ø
M-30	46Ø
M-35	41Ø

CONCRETE DETAILS

1. GRADE OF CONCRETE SHALL BE M-30 CONFORMING TO IS 456-2000 UNLESS OTHERWISE NOTED.
2. CLEAR COVER OF CONCRETE TO THE MAIN REINFORCEMENT UNLESS SPECIFIED,OTHERWISE SHALL BE :-

PARTICULAR	BOTTOM	TOP	SIDES
FOOTING	2"(50 MM.)	2"(50 MM.)	2"(50 MM.)
RETAINING WALL			1 1/2"(40MM.) - EARTH SIDE 3/4"(20MM.) - INSIDE FACE
COLUMNS			1 1/2"(40 MM.)
BEAMS, LINTELS	1"(25 MM.)	1"(25MM.)	1"(25MM.)
SLAB	3/4"(20MM.)	2/3"(15MM.)	
WALLS, FLOOR & ROOF SLAB OF WATER TANK.			1"(25MM.) - WATER FACE 1 1/2"(40MM.) - EARTH SIDE

REVISION:

REFERENCE:

S-00

DRAWN BY: SAHIL

CHECKED BY: SANJAY SHARMA

COPYRIGHT:
VIJAYTECH CONSULTANTS PVT. LTD.

SHEET TITLE:

LOWER BASEMENT ROOF FRAMING PLAN

DATE - 15/10/2024

DRG. NO. - S-03

SHEET. NO. - 01 OF 02

REVISION - 00

STAMP :

VIJAYTECH CONSULTANTS PVT. LTD.

SANJAY SHARMA
B.E. (Civil) M.Tech. (Structures)



Vijaytech Consultants Pvt. Ltd.

CONSULTING ENGINEERS

H-17,GAUTAM MARG, SHYAM NAGAR, JAIPUR-19 INDIA
Phone : 91-141 2294432, 3257592 , Fax : 91-141-4023198
E-mail: vijayassociates@gmail.com ,vijaytech.jpr@gmail.com

PROJECT DETAILS:

PROPOSED APARTMENT "GOLD BELLAGIO", CP-6 CORNER, SWAMI VIVEKANAND NAGAR SCHEME, KOTA

ARCHITECT:

KAPPRIS INNOVATION
VAISHALI NAGAR, JAIPUR
PHONE: 9649905326
email:-kapprisinnovation@gmail.com

GENERAL NOTES:-

1. ALL DIMENSION ARE IN MM.
2. THIS DRAWING SHOULD BE READ IN CONJUNCTION WITH RELEVANT ARCHITECTURAL AND SERVICE DRAWING ANY DISCREPANCY SHOULD BE IMMEDIATELY BROUGHT TO NOTICE.
3. **GRADE OF CONCRETE FOR FOOTING SHALL BE M-30 AS MARKED IN SCHEDULE.**
4. **GRADE OF STEEL SHALL BE Fe-500.**

REINFORCEMENT DETAILS

1. HIGH YIELD STRENGTH DEFORMED BARS MARKED AS Ø WITH CHARACTERISTIC STRENGTH 500 N/SQ.MM CONFORMING TO IS 1786-1985, SHALL BE USED.
2. LAP SHALL BE STAGGERED SO THAT NO MORE THAN 1/3 OF BARS SHALL BE LAPPED AT ANY SECTION
3. LAP LENGTH FOR HIGH YIELD STRENGTH DEFORMED BARS SHALL BE:-

(WHERE Ø IS DIAMETER OF BARS).

CONC.GRADE	Ldt
M-25	49Ø
M-30	46Ø
M-35	41Ø

CONCRETE DETAILS

1. GRADE OF CONCRETE SHALL BE M-30 CONFORMING TO IS 456-2000 UNLESS OTHERWISE NOTED.
2. CLEAR COVER OF CONCRETE TO THE MAIN REINFORCEMENT UNLESS SPECIFIED,OTHERWISE SHALL BE :-

PARTICULAR	BOTTOM	TOP	SIDES
FOOTING	2"(50 MM.)	2"(50 MM.)	2"(50 MM.)
RETAINING WALL			1 1/2"(40MM.) - EARTH SIDE 3/4"(20MM.) - INSIDE FACE
COLUMNS			1 1/2"(40 MM.)
BEAMS, LINTELS	1"(25 MM.)	1"(25MM.)	1"(25MM.)
SLAB	3/4"(20MM.)	2/3"(15MM.)	
WALLS, FLOOR & ROOF SLAB OF WATER TANK.			1"(25MM.) - WATER FACE 1 1/2"(40MM.) - EARTH SIDE

REVISION:

REFERENCE:

S-00

DRAWN BY: SAHIL

CHECKED BY: SANJAY SHARMA

COPYRIGHT:
VIJAYTECH CONSULTANTS PVT. LTD.

SHEET TITLE:

RING DETAILS

DATE - 15/10/2024
DRG. NO. - S-02
SHEET. NO. - 05 OF 05
REVISION - 00
STAMP :

VIJAYTECH CONSULTANTS PVT. LTD.
SANJAY SHARMA
B.E. (Civil) M.Tech. (Structures)

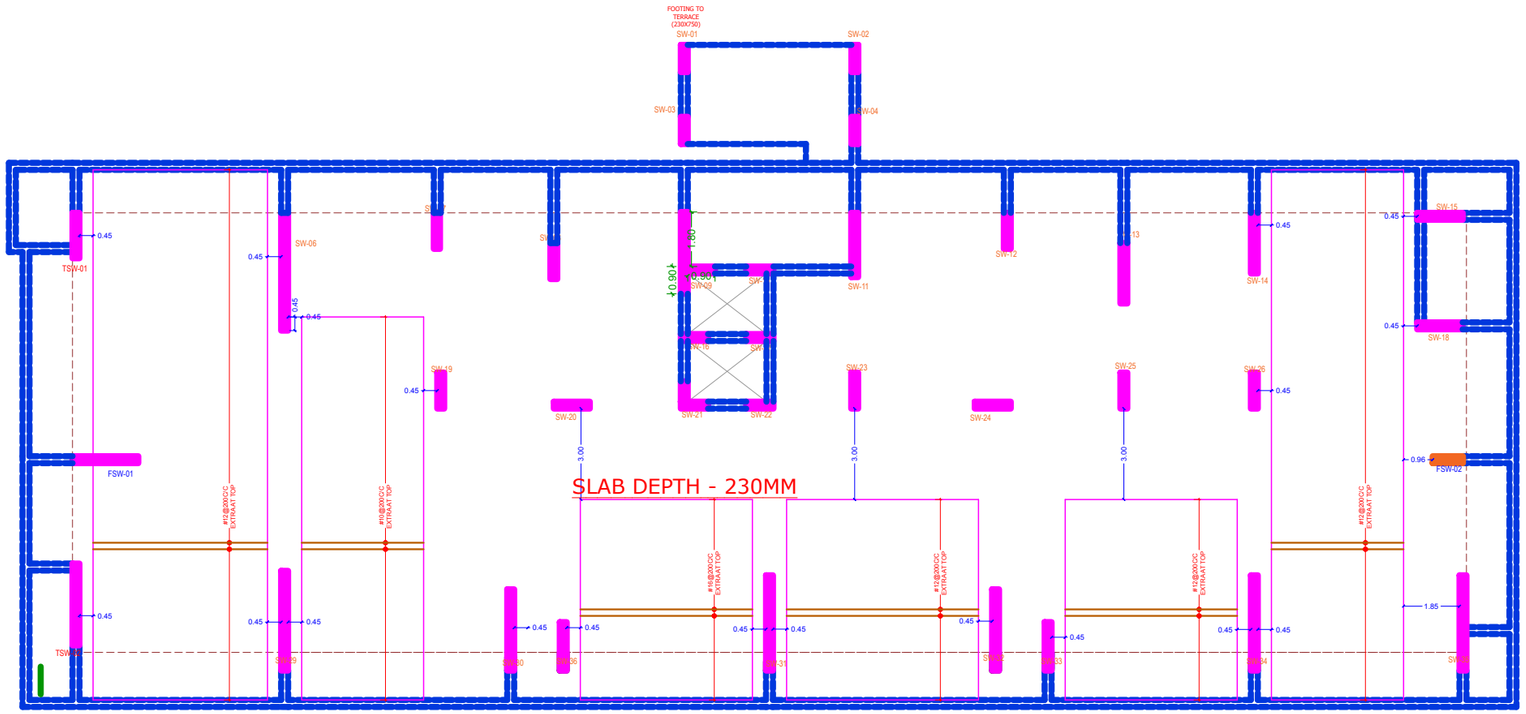

BOTTOM EXTRA HORIZONTAL REINFORCEMENT PLAN

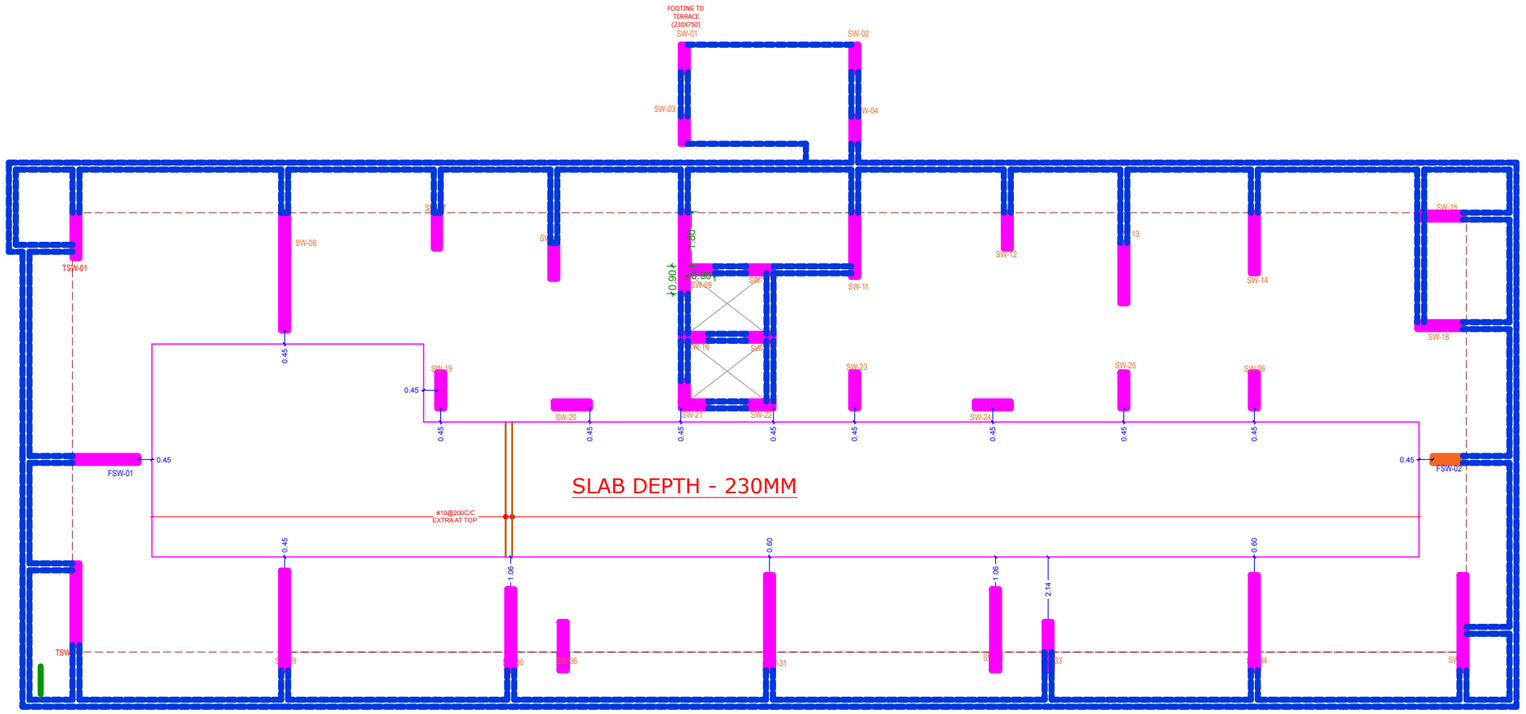

BOTTOM EXTRA VERTICAL REINFORCEMENT PLAN

Vijaytech Consultants Pvt. Ltd.
CONSULTING ENGINEERS
H-17,GAUTAM MARG, SHYAM NAGAR, JAIPUR-19 INDIA
Phone : 91-141 2294432, 3257592 , Fax : 91-141-4023198
E-mail: vijayassociates@gmail.com ,vijaytech.jpr@gmail.com

PROJECT DETAILS:

PROPOSED APARTMENT "GOLD BELLAGIO", CP-6 CORNER, SWAMI VIVEKANAND NAGAR SCHEME, KOTA

ARCHITECT:

KAPPRIS INNOVATION
VAISHALI NAGAR, JAIPUR
PHONE: 9649905326
email:-kapprisinnovation@gmail.com

GENERAL NOTES:-

1. ALL DIMENSION ARE IN MM.
2. THIS DRAWING SHOULD BE READ IN CONJUNCTION WITH RELEVANT ARCHITECTURAL AND SERVICE DRAWING ANY DISCREPANCY SHOULD BE IMMEDIATELY BROUGHT TO NOTICE.
3. **GRADE OF CONCRETE FOR FOOTING SHALL BE M-30 AS MARKED IN SCHEDULE.**
4. **GRADE OF STEEL SHALL BE Fe-500.**

REINFORCEMENT DETAILS

1. HIGH YIELD STRENGTH DEFORMED BARS MARKED AS Ø WITH CHARACTERISTIC STRENGTH **500 N/SQ.MM** CONFORMING TO IS 1786-1985, SHALL BE USED.
2. LAP SHALL BE STAGGERED SO THAT NO MORE THAN 1/3 OF BARS SHALL BE LAPPED AT ANY SECTION
3. LAP LENGTH FOR HIGH YIELD STRENGTH DEFORMED BARS SHALL BE:-

(WHERE Ø IS DIAMETER OF BARS).

CONC.GRADE	Ldt
M-25	49Ø
M-30	46Ø
M-35	41Ø

CONCRETE DETAILS

1. GRADE OF CONCRETE SHALL BE M-30 CONFORMING TO IS 456-2000 UNLESS OTHERWISE NOTED.
2. CLEAR COVER OF CONCRETE TO THE MAIN REINFORCEMENT UNLESS SPECIFIED,OTHERWISE SHALL BE :-

PARTICULAR	BOTTOM	TOP	SIDES
FOOTING	2"(50 MM.)	2"(50 MM.)	2"(50 MM.)
RETAINING WALL			1 1/2"(40MM.) - EARTH SIDE 3/4"(20MM.) - INSIDE FACE
COLUMNS			1 1/2"(40 MM.)
BEAMS, LINTELS	1"(25 MM.)	1"(25MM.)	1"(25MM.)
SLAB	3/4"(20MM.)	2/3"(15MM.)	
WALLS, FLOOR & ROOF SLAB OF WATER TANK.			1"(25MM.) - WATER FACE 1 1/2"(40MM.) - EARTH SIDE

REVISION:

REFERENCE:

S-00

DRAWN BY: SAHIL

CHECKED BY: SANJAY SHARMA

COPYRIGHT:
VIJAYTECH CONSULTANTS PVT. LTD.

SHEET TITLE:

TYPICAL FLOOR BOTTOM EXTRA REINFORCEMENT PLAN

DATE - 15/10/2024

DRG. NO. - S-04

SHEET. NO. - 02 OF 03

REVISION - 00

STAMP :

VIJAYTECH CONSULTANTS PVT. LTD.
SANJAY SHARMA
B.E. (Civil) M.Tech. (Structures)

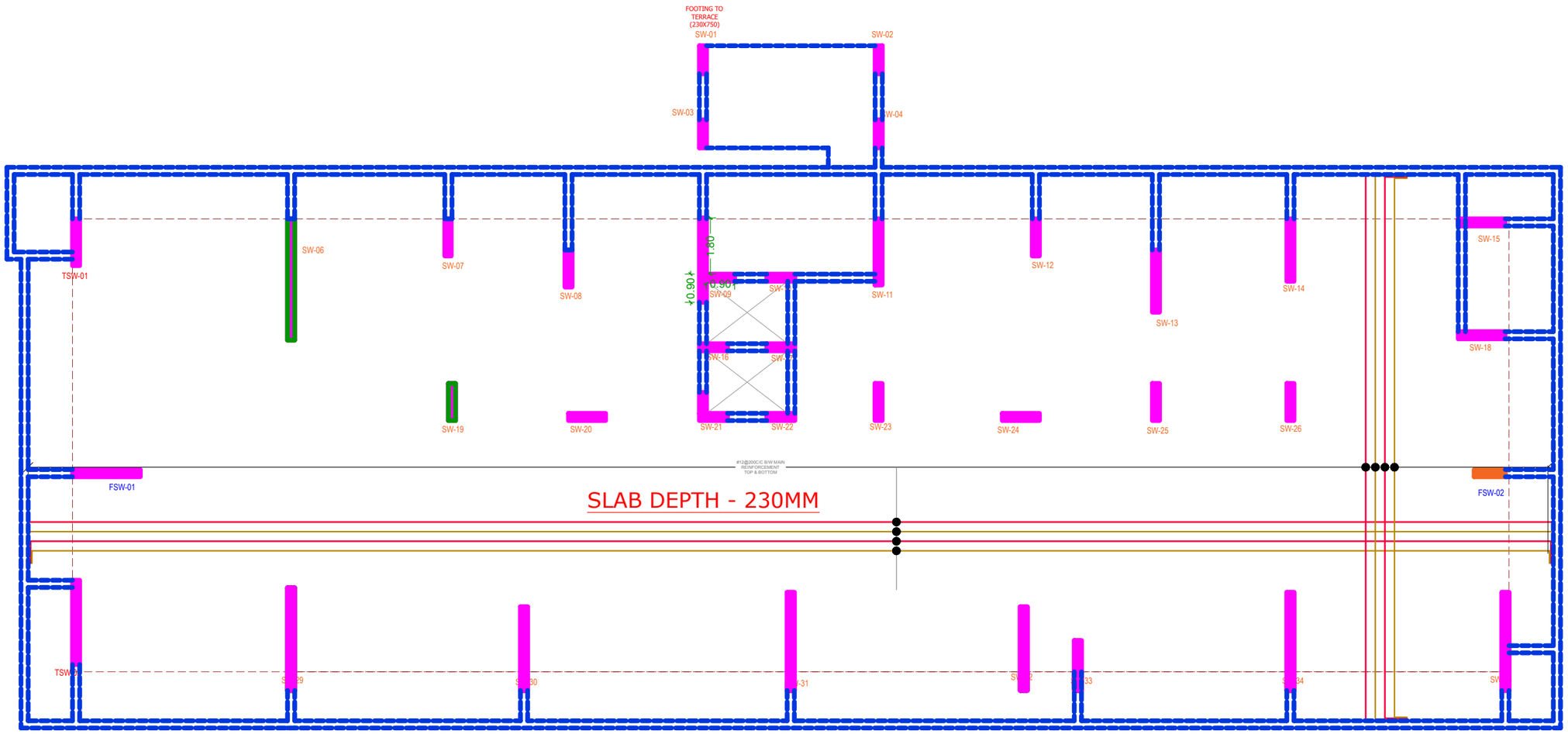

MAIN REINFORCEMENT PLAN

Vijaytech Consultants Pvt. Ltd.
CONSULTING ENGINEERS
H-17,GAUTAM MARG, SHYAM NAGAR, JAIPUR-19 INDIA
Phone : 91-141 2294432, 3257592 , Fax : 91-141-4023198
E-mail: vijayassociates@gmail.com ,vijaytech.jpr@gmail.com

PROJECT DETAILS:

PROPOSED APARTMENT "GOLD BELLAGIO", CP-6 CORNER, SWAMI VIVEKANAND NAGAR SCHEME, KOTA

ARCHITECT:

KAPPRIS INNOVATION
VAISHALI NAGAR, JAIPUR
PHONE: 9649906326
email:-kapprisinnovation@gmail.com

GENERAL NOTES:-

1. ALL DIMENSION ARE IN MM.
2. THIS DRAWING SHOULD BE READ IN CONJUNCTION WITH RELEVANT ARCHITECTURAL AND SERVICE DRAWING ANY DISCREPANCY SHOULD BE IMMEDIATELY BROUGHT TO NOTICE.
3. **GRADE OF CONCRETE FOR FOOTING SHALL BE M-30 AS MARKED IN SCHEDULE.**
4. **GRADE OF STEEL SHALL BE Fe-500.**

REINFORCEMENT DETAILS

1. HIGH YIELD STRENGTH DEFORMED BARS MARKED AS Ø WITH CHARACTERISTIC STRENGTH **500 N/SQ.MM** CONFORMING TO IS 1786-1985, SHALL BE USED.
2. LAP SHALL BE STAGGERED SO THAT NO MORE THAN 1/3 OF BARS SHALL BE LAPPED AT ANY SECTION
3. LAP LENGTH FOR HIGH YIELD STRENGTH DEFORMED BARS SHALL BE:-

(WHERE Ø IS DIAMETER OF BARS).

CONC.GRADE	Ldt
M-25	49Ø
M-30	46Ø
M-35	41Ø

CONCRETE DETAILS

1. GRADE OF CONCRETE SHALL BE M-30 CONFORMING TO IS 456-2000 UNLESS OTHERWISE NOTED.
2. CLEAR COVER OF CONCRETE TO THE MAIN REINFORCEMENT UNLESS SPECIFIED,OTHERWISE SHALL BE :-

PARTICULAR	BOTTOM	TOP	SIDES
FOOTING	2"(50 MM.)	2"(50 MM.)	2"(50 MM.)
RETAINING WALL			1 1/2"(40MM.) - EARTH SIDE 3/4"(20MM.) - INSIDE FACE
COLUMNS			1 1/2"(40 MM.)
BEAMS, LINTELS	1"(25 MM.)	1"(25MM.)	1"(25MM.)
SLAB	3/4"(20MM.)	2/3"(15MM.)	
WALLS, FLOOR & ROOF SLAB OF WATER TANK.			1"(25MM.) - WATER FACE 1 1/2"(40MM.) - EARTH SIDE

REVISION:

REFERENCE:

S-00

DRAWN BY: SAHIL

CHECKED BY: SANJAY SHARMA

COPYRIGHT:
VIJAYTECH CONSULTANTS PVT. LTD.

SHEET TITLE:

TYPICAL FLOOR MAIN REINFORCEMENT PLAN

DATE - 15/10/2024

DRG. NO. - S-04

SHEET. NO. - 01 OF 03

REVISION - 00

STAMP :

VIJAYTECH CONSULTANTS PVT. LTD.

SANJAY SHARMA
B.E. (Civil) M.Tech. (Structures)

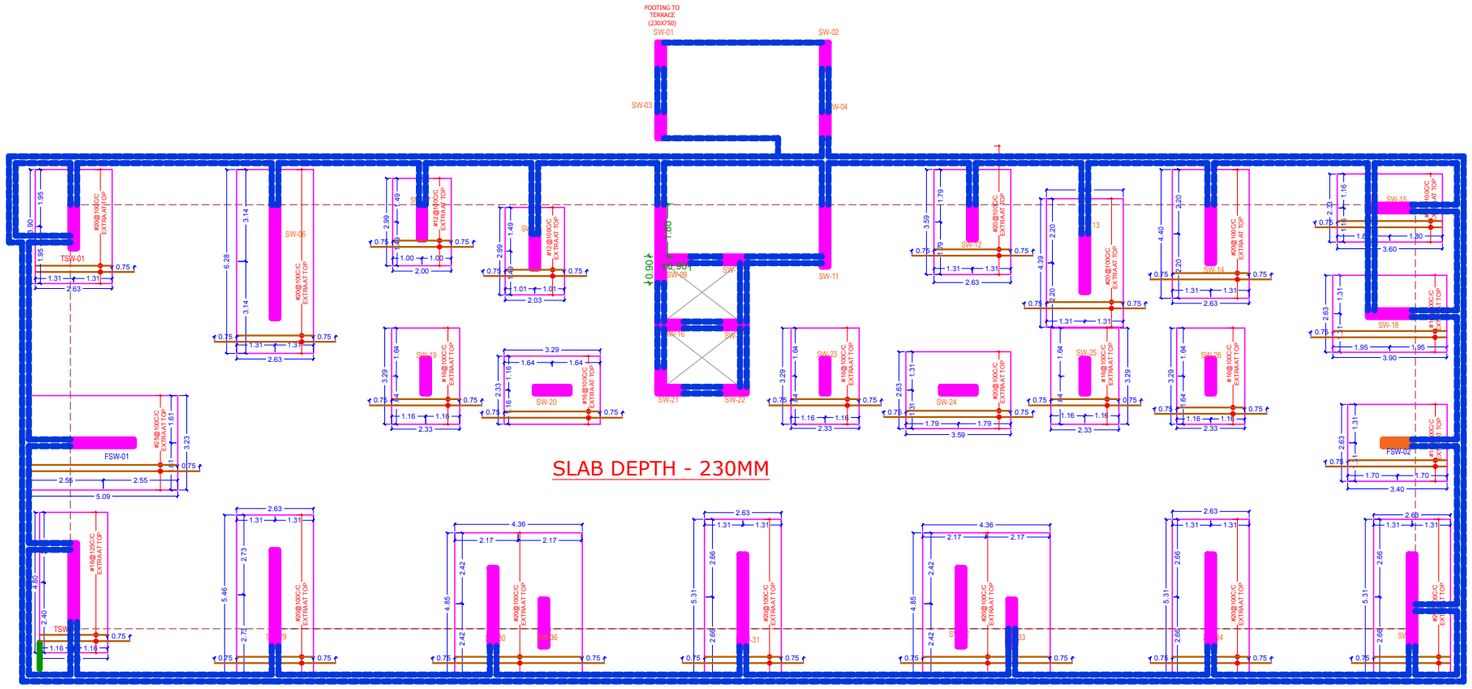

TOP EXTRA HORIZONTAL REINFORCEMENT PLAN

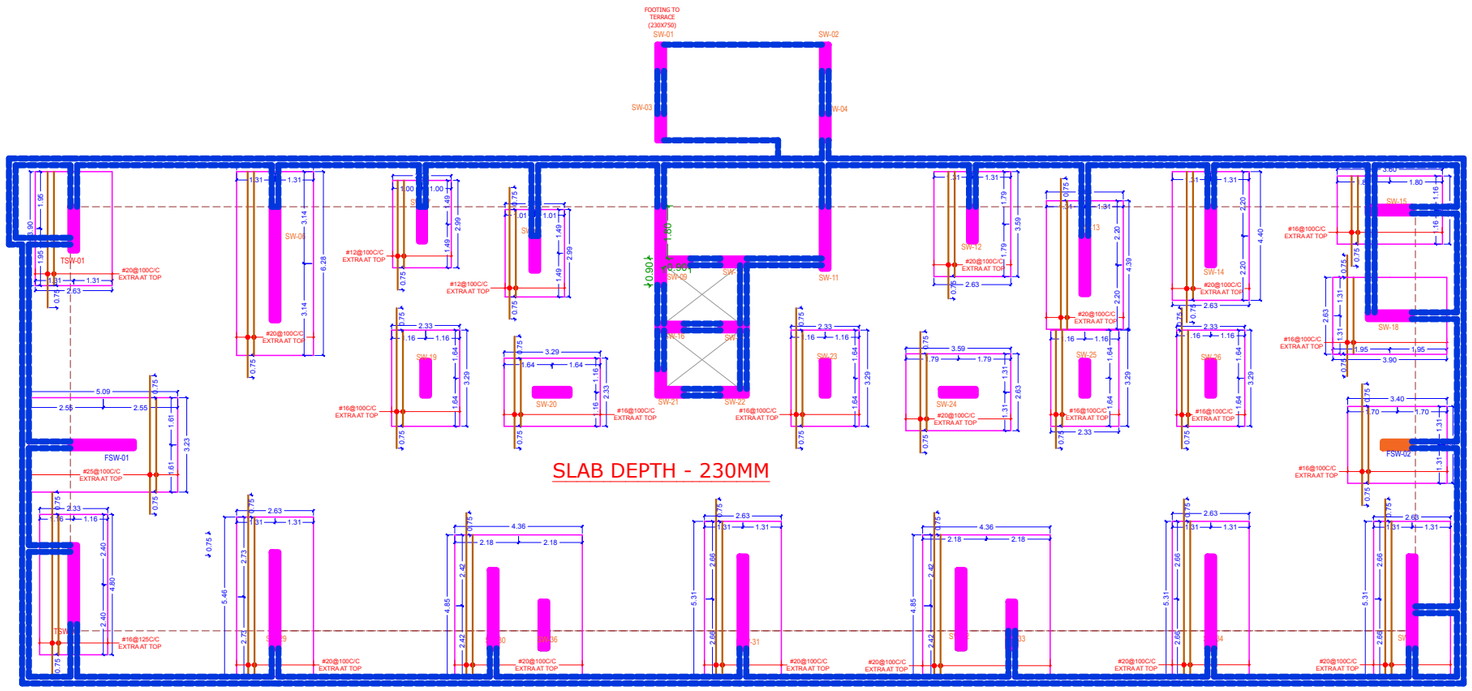

TOP EXTRA VERTICAL REINFORCEMENT PLAN

Vijaytech Consultants Pvt. Ltd.
CONSULTING ENGINEERS
H-17,GAUTAM MARG, SHYAM NAGAR, JAIPUR-19 INDIA
Phone : 91-141 2294432, 3257592 , Fax : 91-141-4023198
E-mail: vijayassociates@gmail.com ,vijaytech.jpr@gmail.com

PROJECT DETAILS:

PROPOSED APARTMENT "GOLD BELLAGIO", CP-6 CORNER, SWAMI VIVEKANAND NAGAR SCHEME, KOTA

ARCHITECT:

KAPPRIS INNOVATION
VAISHALI NAGAR, JAIPUR
PHONE: 9649905326
email:-kapprisinnovation@gmail.com

GENERAL NOTES:-

1. ALL DIMENSION ARE IN MM.
2. THIS DRAWING SHOULD BE READ IN CONJUNCTION WITH RELEVANT ARCHITECTURAL AND SERVICE DRAWING ANY DISCREPANCY SHOULD BE IMMEDIATELY BROUGHT TO NOTICE.
3. **GRADE OF CONCRETE FOR FOOTING SHALL BE M-30 AS MARKED IN SCHEDULE.**
4. **GRADE OF STEEL SHALL BE Fe-500.**

REINFORCEMENT DETAILS

1. HIGH YIELD STRENGTH DEFORMED BARS MARKED AS Ø WITH CHARACTERISTIC STRENGTH **500 N/SQ.MM** CONFORMING TO IS 1786-1985, SHALL BE USED.
2. LAP SHALL BE STAGGERED SO THAT NO MORE THAN 1/3 OF BARS SHALL BE LAPPED AT ANY SECTION
3. LAP LENGTH FOR HIGH YIELD STRENGTH DEFORMED BARS SHALL BE:-

(WHERE Ø IS DIAMETER OF BARS).

CONC.GRADE	Ldt
M-25	49Ø
M-30	46Ø
M-35	41Ø

CONCRETE DETAILS

1. GRADE OF CONCRETE SHALL BE M-30 CONFORMING TO IS 456-2000 UNLESS OTHERWISE NOTED.
2. CLEAR COVER OF CONCRETE TO THE MAIN REINFORCEMENT UNLESS SPECIFIED,OTHERWISE SHALL BE :-

PARTICULAR	BOTTOM	TOP	SIDES
FOOTING	2"(50 MM.)	2"(50 MM.)	2"(50 MM.)
RETAINING WALL			1 1/2"(40.MM.) - EARTH SIDE 3/4"(20MM.) - INSIDE FACE -
COLUMNS			1 1/2"(40 MM.)
BEAMS, LINTELS	1"(25 MM.)	1"(25MM.)	1"(25MM.)
SLAB	3/4"(20MM.)	2/3"(15MM.)	
WALLS, FLOOR & ROOF SLAB OF WATER TANK.			1"(25MM.) - WATER FACE 1 1/2"(40MM.) - EARTH SIDE

REVISION:

REFERENCE:

S-00

DRAWN BY: SAHIL

CHECKED BY: SANJAY SHARMA

COPYRIGHT:
VIJAYTECH CONSULTANTS PVT. LTD.

SHEET TITLE:

TYPICAL FLOOR TOP EXTRA REINFORCEMENT PLAN

DATE - 15/10/2024

DRG. NO. - S-04

SHEET. NO. - 03 OF 03

REVISION - 00

STAMP :

VIJAYTECH CONSULTANTS PVT. LTD.
SANJAY SHARMA
B.E. (Civil) M.Tech. (Structures)