SHEET .00

TOTAL PLOT AREA CALCULATION

1 TOTAL PLOT AREA= 5173.11 SQ.MT. (220.11 SQ.MT.AREA SURRENDERED FOR ROAD)
2. AVAILABLE B.A.R. = 2.25 + 2.00(As Road Width is 30.00m)=4.25X1.5=6.375
=PLOT AREA X 6.625=5173.11 X6.375 = 32,978.57 SQ.MT.
3.TOTAL PERMISSIBLE B.A.R.
= 32,978.57 SQ.MT.
4. STANDARD B.A.R. WITHOUT BETTERMENT LEVY
= 2.25X1.5XPLOT AREA+AREA SURRENDERED FOR ROAD WIDTH ENCREASING
= 2.25X1.5X5173.11+220.11
= 17,459.24+220.11
= 17,679.35 SQ.MT.

5. ACHIEVED B.A.R. OF RESIDENTIAL PART = 18,403.39 SQ.MT.
6. ACHIEVED B.A.R. OF COMMERCIAL PART = 289.75 SQ.MT.
SO, TOTAL B.A.R. ACHIEVED=18,451.17+304.84 = 18693.14 SQ.MT. (3.61)
ACCESS BAR THAN STANDARD B.A.R. = 18693.14 -17,679.35 = 1013.79 SQ.MT.
7. PERMISSIBLE HEIGHT = 36MTR
8. ACHIEVED HEIGHT = 30 M.
9. PERMISSIBLE GROUND COVERAGE = 2683.23 SQ.MT.(50%)
10. ACHIEVED GROUND COVERAGE = 2285.73 SQ.MT.(44.18 %)
11. REQUIRED PARKING =
FOR EWS ONE TWO WHEELER FOR EACH FLAT
FOR LIG TWO TWO WHEELER FOR EACH FLAT
COMMERCIAL B.A.R./ 75
289.75/ 75 =3.86 ECU / = <25% =4.82 ECU SAY 5.00 ECU
TOTAL =126X1 (FOR EWS) 205X2(LIG)=5.00 ECU (OR 12 TW+1H. CAR) =548.00 TWO WHELER+1H.CAR
13. PARKING RPOVIDED = 553.00 TWO WHEELER+ 1H.CAR
15. PROVIDED LANDSCAPE AREA = 782.63 SQ.MT. = 15.12 % (65 TREE)

COMMERCIAL AREA CALCULATION
1. TOTAL B.A.R CONSUMED IN COMMERCIAL = 289.75 SQ.MT. (1.58% ACHEIVED BAR OF RESIDENTIAL)
2.1% FOR BAR CONSUMED FOR COMMERCIAL = 293.28X1/100=2.93 SQ.MT.
3. MIN. AREA REQUIRED FOR KHUDRA IS 2.93 SQ.MT.
4. AREA PROVIDED FOR KHUDRA 11.36 SQ.MT.

STILT FLOOR PARKING CALCULATIONS FOR AREA
1. TOTAL GROSS BUILT UP AREA = 2248.29 SQ.MT.
2. AREA USED FOR OTHER THAN PARKING IS = 541.03 SQ.MT. (i.e. 24.06 % OF STILT FLOOR)
3.AREA USED FOR LIFT,STAIR,PARKING AND CIRCULATION IS 1707.26 SQ.MT. (i.e. 75.94 % OF STILT FLOOR)

COMUNITY SERVICES/CLUB/SOCEITY OFFICE ETC CALCULATION
1. AT GROUND FLOOR =208.16+3.52+17.93+3.53+16.12+8.30=257.56
2. AT FIRST FLOOR =156.14
3. TOTAL AREA PROVIDED =413.70 (2.21% F ACHIEVED B.A.R.)

AREA STATEMENT FOR TYPICAL FLOOR (1ST TO 7TH FLOOR) (SQ.MT.)

S. NO.	FLOOR NAME	BLOCK AREA (1)	CUTOUT (2)	FIRE TOWER (3)	B.A.R (4)= (1+2+3)	G.B.U.A (5)= (1-2)
01	STILT FLOOR	2081.27	95.46	60.58	289.75 (COMMERCIAL)	2285.81
01	1ST FLOOR	2286.73	95.46	60.58	1944.43	2190.27
01	2ND FLOOR	2255.45	95.46	60.58	2057.37	2159.99
01	3RD FLOOR	2255.45	95.46	60.58	2057.37	2159.99
01	4TH FLOOR	2255.45	95.46	60.58	2057.37	2159.99
01	5TH FLOOR	2255.45	95.46	60.58	2057.37	2159.99
01	6TH FLOOR	2255.45	95.46	60.58	2057.37	2159.99
01	7TH FLOOR	2255.45	95.46	60.58	2057.37	2159.99
01	8TH FLOOR	2255.45	95.46	60.58	2057.37	2159.99
01	9TH FLOOR	2255.45	95.46	60.58	2057.37	2159.99
	TERRACE FLOOR	250.00				250.00
	TOTAL	22,960.06			18,693.14	22,206.00

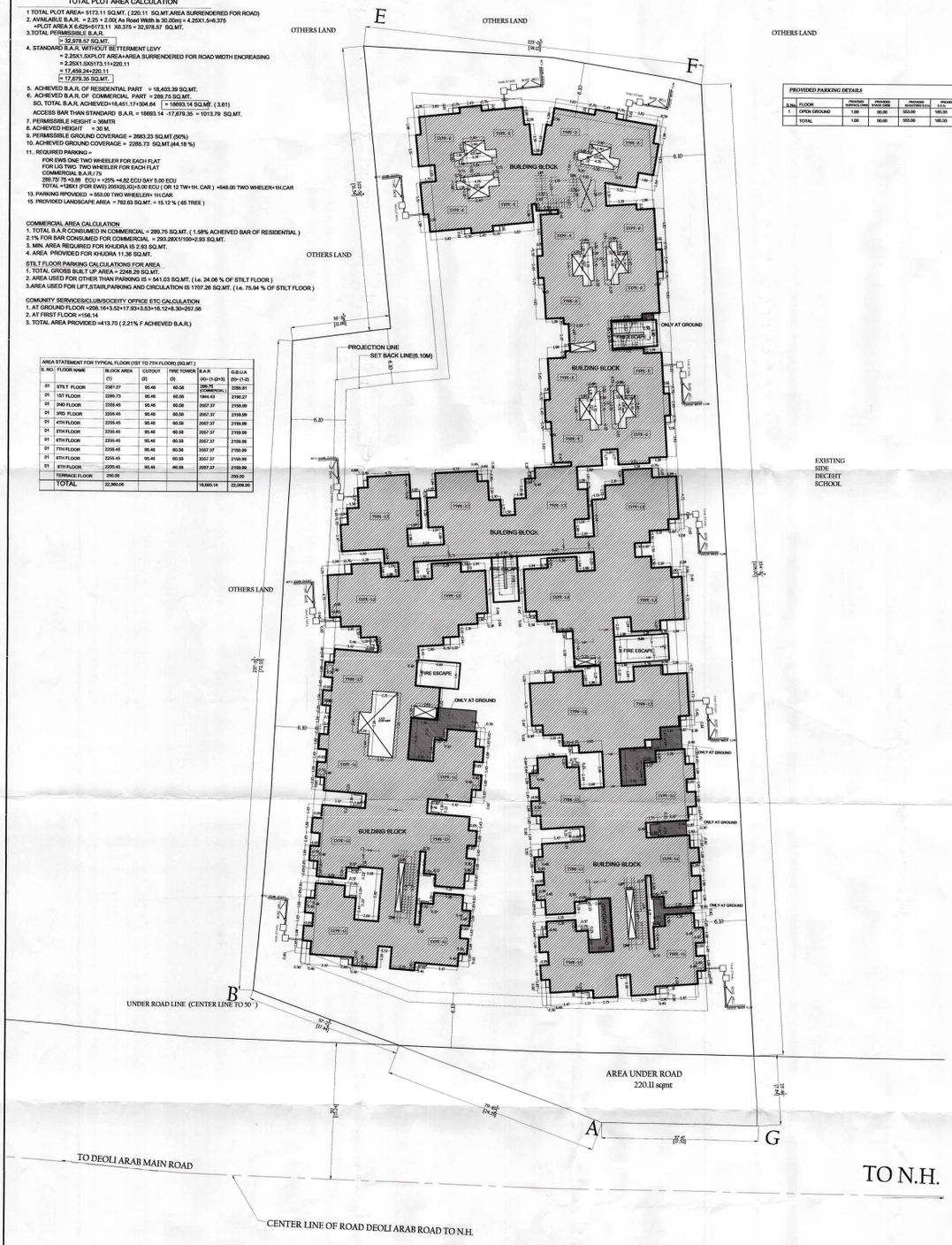

PROVIDED PARKING DETAILS

S.No.	FLOOR	PROVIDED SURFACE CARS	PROVIDED STILT CARS	PROVIDED BOOSTERS E.V.	PROVIDED E.V.S.
1	OPEN GROUND	1.00	00.00	553.00	185.33
	TOTAL	1.00	00.00	553.00	185.33

NO OF FLAT ON EACH FLOOR

TYPE	CARPET AREA	SBUA (SINGLE UNIT)	NO. OF UNIT ON SINGLE FLOOR	NO. OF FLOOR	TOTAL NO. OF UNIT	%
TYPE L1 (SMALL)	43.80 Sq.Mt.	615.57 Sq.Ft	11.00	01		
TYPE L1 (SMALL)	43.80 Sq.Mt.	615.57 Sq.Ft	13.00	08	115.00 (56.00%)	61.90%
TYPE L2 (LARGE)	47.69 Sq.Mt.	674.88 Sq.Ft.	10.00	09	90.00 (43.8%)	
TYPE El (SMALL)	24.59 Sq.Mt.	376.15 Sq.Ft.	14.00	09	126.00(100%)	38.10%
COMM. AT GR.						
GRAND TOTAL					331.00	

Ar. BALJINDER SINGH
CA./2002/29354

GENERAL NOTES

1. ALL DIMENSION ON THIS DRAWING ARE IN FEET AND INCHES UNLESS
2. ONLY WRITTEN DIMENSION SHALL BE TO BE ACCEPTED. NO SCALE TO BE TAKEN FROM DRAWING. DIMENSIONS ON DRAWING ARE IN
3. ALL DIMENSIONS TO BE TAKEN, MUST BE CHECKED AND VERIFIED BY THE ARCHITECT BEFORE PRIOR TO EXECUTION OF WORK OR FABRICATION
4. THIS DRAWING IS TO BE READ IN CONJUNCTION WITH ALL OTHER DRAWINGS AND SPECIFICATIONS
5. ALL DIMENSIONS, CONTOURS, LEVELS AND SITE CONDITIONS MUST BE VERIFIED BY THE ARCHITECT IN ADVANCE OF ANY CONSTRUCTION. ANY DISCREPANCY TO BE REPORTED TO THE ARCHITECT IN WRITING. NO PORTION OF WORK TO BE COMMENCED UNTIL ALL DISCREPANCIES HAVE BEEN RESOLVED. ANY DEVIATION UNDERTAKEN PRIOR TO THIS WILL BE AT THE CONTRACTOR'S RISK
6. THERE TO BE NO DEVIATION FROM THE DRAWINGS WITHOUT WRITTEN CONSENT OF THE ARCHITECT
7. ALL DIMENSIONS RELATING TO STRUCTURE, MUST BE CHECKED WITH STRUCTURAL ENGINEER
8. ALL DIMENSIONS RELATING TO PLUMBING, SANITARY, FIRE FIGHTING, HVAC, ELECTRICAL, LIFT, ETC TO BE CHECKED WITH RELEVANT ENGINEER
9. ALL DIMENSIONS RELATING TO ELEVATION MUST BE CHECKED WITH ARCHITECT BEFORE PRIOR TO EXECUTION OF WORK
10. ALL DRAWINGS ARE TO BE READ IN CONJUNCTION WITH ALL OTHER DRAWINGS AND SPECIFICATIONS
11. ALL DRAWINGS ARE TO BE READ IN CONJUNCTION WITH STRUCTURAL, PLUMBING & ELECTRICAL, LIFT, ETC
12. ALL DRAWINGS ARE TO BE READ IN CONJUNCTION WITH
13. ALL INFORMATION IN BLOCKS THAT ARE NOT FILLED WITH PROPER DATA, MUST BE FILLED IN BY THE PROFESSIONALS WHO HAVE WORKED ON THE ARCHITECTURE ONLY PLEASE REFER ARCHITECTS GUIDELINES

Structure Consultant
Vipson Consultants Pvt. Ltd.
Service Consultant
MEP/FIRE/HVAC/LIFT
VIPOS CONSULTANTS,
F-1 MIG, KHIRNI MARG, Jawahar Nagar, Jaipur
Mob.9414010000,9414010001
mail:vipsoc@rediffmail.com
Mob.9414010000,9414010001
Developer & Builder
Mukundra Infra Projects Pvt.Ltd.
corporate office

Project
Mukundra Prime
(CHIEF MINISTER'S JAN AWAS YOJNA)
KHASRA NO. 363,[ST]-367, VILLAGE-RAJNAGAR, TEH-LAKSHMI, DISTT. KOTA

Architect
j.a.r architects & associates
Plot no.C-14,
Ground floor, Jagath Shyam Nagar, Jaipur
PH.0141-2.....
0 9829411 75230 , 94141-67062
* 258, shanti nagar,dadabari, kota (raj.)pin 324009
0744-2400.....
e-mail: kotaarchitect@rediffmail.com , info@kotaarchitect.com

North
key plan

Dwlt by:	Ar. Nami Chand
Check. by	B.S. SINGH
Scale	1:200
Date	20 JAN. 2018
DRAWING NO.	
sheet title	
Site plan	
Issued As	
Checked & Issued By:	Date:

Drg. no. A-1
working drawing
REV. R-01
no.of copy 7

SHEET 01

PROVIDED GREEN AREA DETAIL

S.No.	INDEX	AREA IN Sq.Mt.
1	G1	23.36
2	G2	7.02
3	G3	19.72
4	G4	5.68
5	G5	2.53
6	G6	384.23
7	G7	1.42
8	G8	6.37
9	G9	0.80
10	G10	143.20
11	G11	22.66
12	G12	4.46
13	G13	2.77
14	G14	3.26
15	G15	70.48
16	G16	2.59
17	G17	11.17
18	G18	15.74
19	G19	9.29
20	G20	14.52
21	G21	2.12
22	G22	2.12
23	G23	4.29
24	G24	4.29
25	G25	4.29
26	G26	3.51
27	G27	1.24
28	G28	2.45
29	G29	2.75
30	G30	1.95
31	G31	2.35
	G. TOTAL	782.63

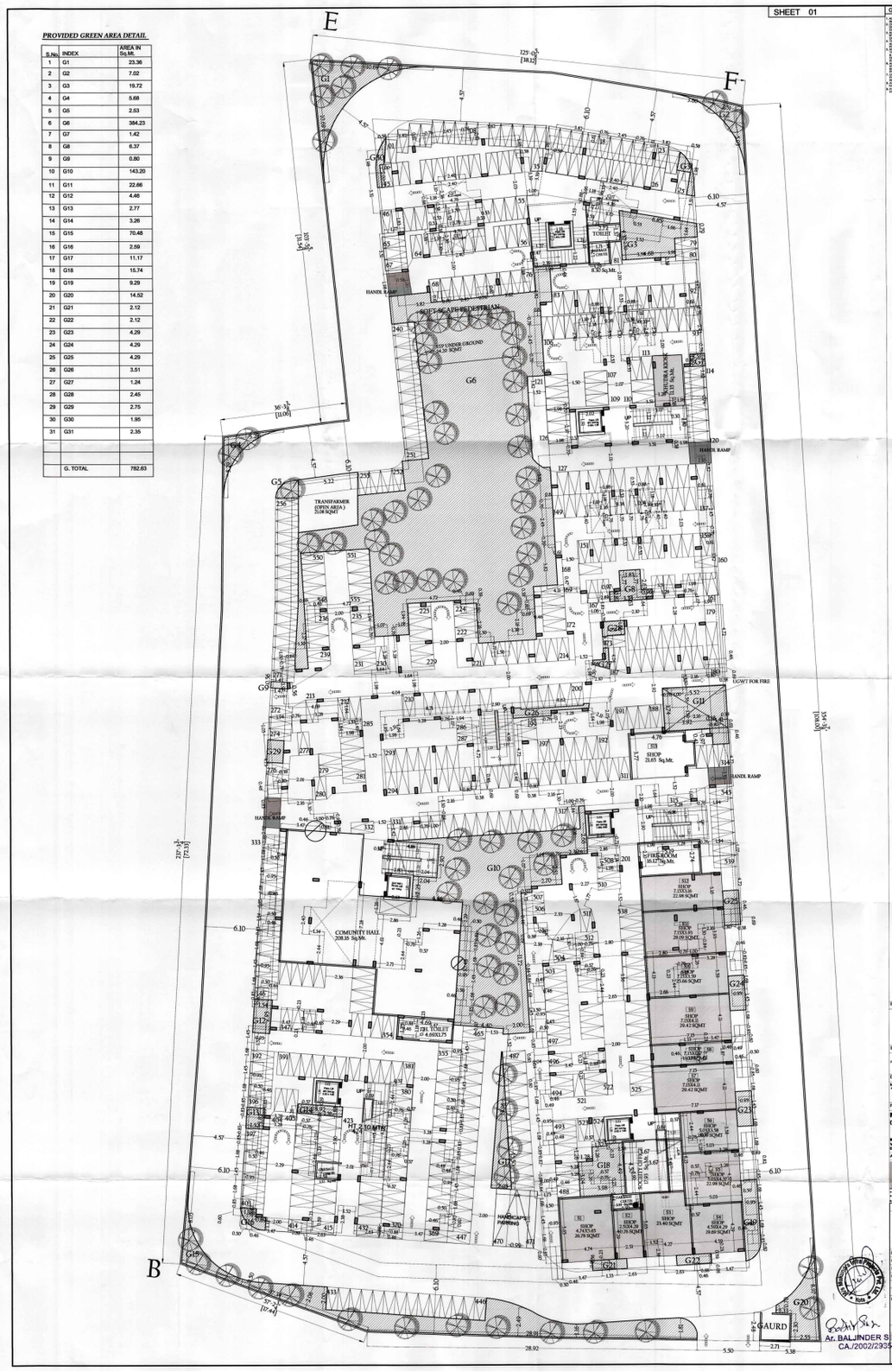

GENERAL NOTES

1. ALL DIMENSION ON THIS DRAWING ARE IN FEET AND INCHES.
2. ONLY WRITTEN DIMENSIONS ARE TO BE FOLLOWED. DO NOT SCALE DRAWING. DRAWING NOT TO SCALE.
3. ALL DIMENSIONS MUST BE VERIFIED ON SITE BEFORE THE COMMENCEMENT OF WORK AND DURING THE COURSE OF WORK AT THE SITE.
4. ALL DIMENSIONS ARE TO BE READ IN CONJUNCTION WITH RELEVANT STRUCTURAL, SERVICES & FACILITY MANAGEMENT DRAWINGS.
5. ARCHITECTURAL DRAWINGS ARE TO BE FOLLOWED IN ALL RESPECTS EXCEPT STRUCTURAL DRAWINGS.
6. ARCHITECT WILL NOT BE RESPONSIBLE FOR ANY DEVIATION FROM ARCHITECTURAL DRAWINGS IN STRUCTURAL DRAWINGS AND SITE RESTRICTIONS.
7. ARCHITECT WILL NOT BE RESPONSIBLE FOR ANY DEVIATION FROM ARCHITECTURAL DRAWINGS IN STRUCTURAL DRAWINGS AND SITE RESTRICTIONS.
8. ALL DIMENSIONS ARE TO BE CHECKED AND COORDINATED WITH SERVICES (MCH) AS FIXED, BEFORE PROCEEDING WITH WORK.
9. ALL DIMENSIONS ARE TO BE CHECKED AND COORDINATED WITH SERVICES (MCH) AS FIXED, BEFORE PROCEEDING WITH WORK.
10. ALL DIMENSIONS ARE TO BE CHECKED AND COORDINATED WITH SERVICES (MCH) AS FIXED, BEFORE PROCEEDING WITH WORK.
11. ALL DIMENSIONS ARE TO BE CHECKED AND COORDINATED WITH SERVICES (MCH) AS FIXED, BEFORE PROCEEDING WITH WORK.
12. THE COLUMNS AS INDICATED ON THE PLAN, DIMENSIONS ARE TO BE FOLLOWED ONLY FURNISH REVISED DEPICTION WORKING.

Structure Consultant

Vikram Consultants Pvt Ltd
Structural Engineers & Consultants
Service Consultant

SERVICES CONSULTANT
Mr. Ashish Jain, Mob. 9810-
P.O.Box - Ashish Jain, Mob. 9810-
Developer & Builder

Mukundra Villa Projects Pvt.Ltd.
Project

Mukundra Prime

(CHIEF MINISTER'S JAN AWAS YOJNA)

KHASRA NO. 363/7,367, VILLAGE- KALWAGAS, TEH-LAPURWA DIST. SIRSA

Architect

J. S. architects & associates

Mob. 9416-
Mob. 9311-
Mob. 9416-
Mob. 9416-
E 108, Ashok Nagar Jalalabad, Sirsa (Haryana) 125055
Mob. 9416-
e-mail: hsdbsingh@yahoo.com info@hsd@gmail.com

Block key plan

Dwgn by :	Ar. Neeti Chand	Drg. no.
Check. by :	S.S. SINGH	A-1
Scale :	1:150	working drawing
Date :	20 JAN. 2018	
PROJECT :		
Drawing title :	GROUND FLOOR	REV. R-01
Issued As		
Approved & issued by:		Date:
		Sheet no. 1

Ar. BALJINDER SINGH
CA./2002/23354

SHEET 02

GENERAL NOTES

1. ALL DIMENSION ON THIS DRAWING ARE IN FEET AND INCHES.
2. ONLY WRITTEN DIMENSIONS ARE TO BE FOLLOWED. DO NOT SCALE DRAWING. DIMENSIONS ARE TO EXTERIOR FACES OF EXTERNAL WALLS AND CENTRE OF THE CONSTRUCTION PIERS FOR EXPOSED RCC FRAMED STRUCTURE.
3. THE DRAWINGS ARE TO BE READ, INTERPRETED AND ACTED UPON IN CONJUNCTION WITH ALL OTHER DRAWINGS & PLANNING DRAWINGS.
4. ONLY WRITTEN DIMENSIONS ARE TO BE FOLLOWED. DO NOT SCALE DRAWING. DIMENSIONS ARE TO EXTERIOR FACES OF EXTERNAL WALLS, THICKNESS & NUMBER OF STOREYS OF EXTERNAL WALLS, CENTRE OF INTERNAL STRUCTURAL DIMENSIONS ARE TO BE REFERRED. DIMENSIONS ARE TO BE REFERRED FROM THE STRUCTURAL DRAWINGS. DO NOT SCALE DRAWINGS. ALL DIMENSIONS MUST BE VERIFIED ON SITE BEFORE PROCEED TO EXECUTION AT SITE.
5. ALL DIMENSIONS ARE TO BE ADJUSTED AS PER ELEVATION, CLEARANCE & ELECTRICAL ETC. ETC.
6. ALL DIMENSIONS ARE IN FEET & INCHES.
7. ALL MASONRY WALLS WILL BE BUILT UP IN STRETCHER BOND UNLESS OTHERWISE STATED.
8. PLEASE REFER TO CIVIL DRAWING AND INSCRIPTION ONLY. PLEASE REFER DRAWING NOT TO BE SCALED.

Structure Consultant

Vibrant Consultants Pvt. Ltd.
Structural Consultants
Plot No. 1, Sector-A, Sitapura Industrial Area, Jaipur-302022

Service Consultant

SERVICES CONSULTANT:
Mr. Ashish Kumar Jain
F.E.-105, Kalpana Apartment, Near Vidhyut Nagar Circle, Vidhyut Nagar, Jaipur-302017
Mob. No. 9414010108, 9414111108
E-Mail: ashish_jain@yahoo.co.in

Developer & Builders

Mukundra Infra Projects Pvt.Ltd.
corporate office

Project

Mukundra Prime
(CHIEF MINISTER'S JAN AWAS YOJNA)

KHASRA NO. 363,'F',367, VILLAGE- NAHUNAGAR, TEH-LADPURA, DIST- KOTA.

Architect

Architects & associates
Plot no.G-14,
Plot no.1011 ,Jagadish Bhuvan Nagar ,Jaipur
Mob. 9414010108
(NIDHI-9414111108 , 9414114108)
P.ON. shivam nagar deoliroad, kota (raj.) 324009
e-mail:baljindersingh@gmail.com , ar.nidhi1108@gmail.com
Reg. No. CA/2002/29354 Est. 2000

Dwgn by	Ar. Nanni Chand	Drg. no.
Check. by	B.S. SINGH	A-1
Scale	1:150	working drawing
Date	20 JAN. 2018	
PROJECT NO.		
sheet title		REV.
FIRST FLOOR PLAN		R-01
Issued As		
Checked & Issued By:	Date:	no.of sheets /

Mukundra Infra Projects Pvt. Ltd.
Kota

Ar. BALJINDER SINGH
CA./2002/29354

SHEET 03

PROJECTION LINE
SET BACK LINE (6.10M)
TYPE - L2
TYPE - L3
TYPE - L4
TYPE - L5
TYPE - L6
TYPE - L7
TYPE - L8
TYPE - L9
TYPE - L10
TYPE - L11
TYPE - L12
TYPE - L13
TYPE - L14
TYPE -

SHEET 04

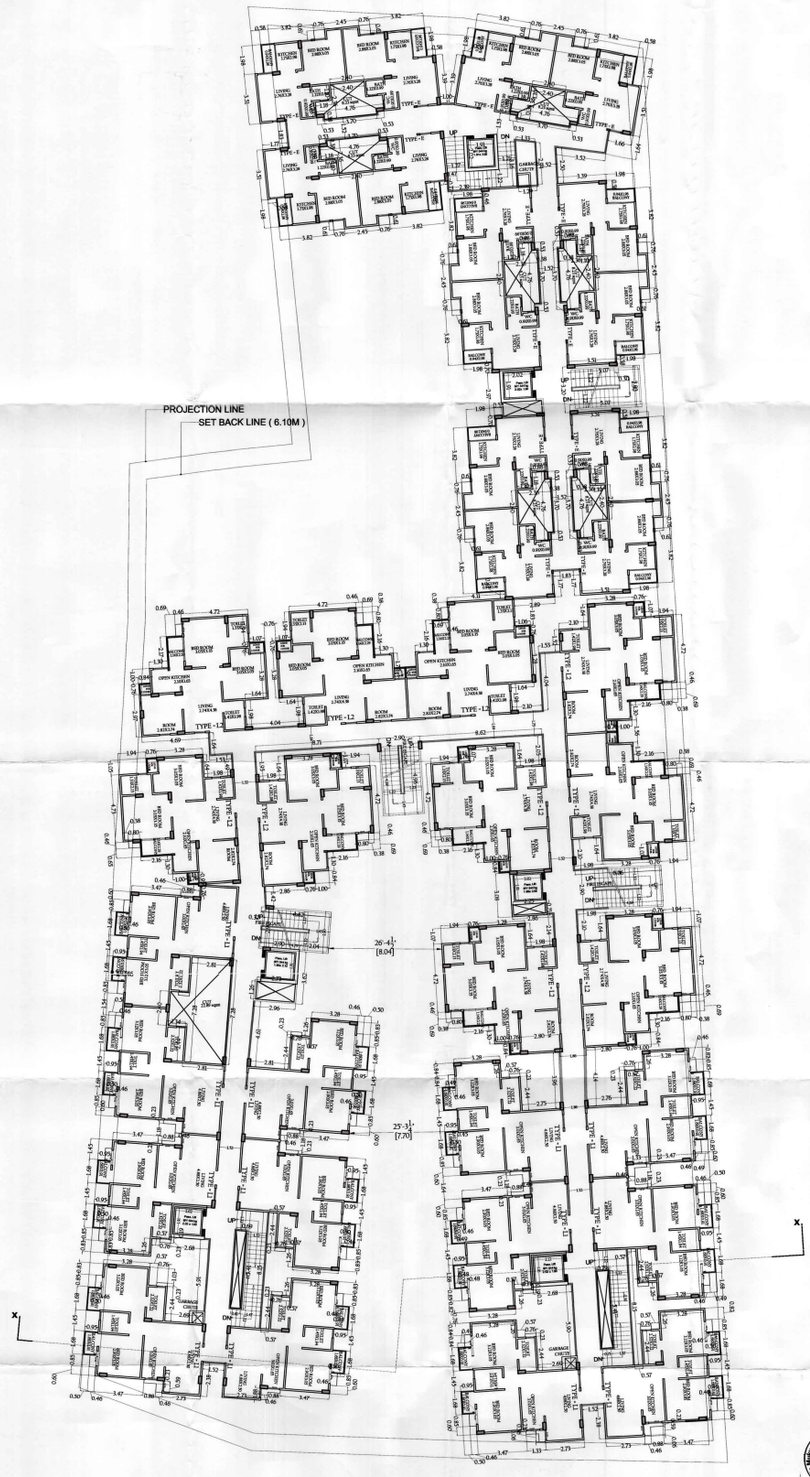

GENERAL NOTES

1. ALL DIMENSION ON THIS DRAWING ARE IN FEET AND INCHES.
2. DO NOT SCALE THIS DIMENSIONS ARE TO BE FOLLOWED. DRAWING WILL ALWAYS BE SCALED DRAWN AND NOT TO SCALE DRAWING.
3. ALL DIMENSIONS ARE BUILT TO FINISH, WALLS TO BE ADJUSTED TO ACCOMMODATE FIXTURES, FITTINGS OF WORK AT THE SITE.
4. THIS DRAWING IS TO BE READ IN CONJUNCTION WITH ALL ARCHITECTURAL, STRUCTURAL, SERVICES & FACILITY DRAWINGS.
5. ARCHITECTURAL DRAWINGS ARE TO BE FOLLOWED FOR ALL DIMENSIONS, SPECIFICATIONS & FINISHES.
6. ALL DIMENSIONS, LEVELS & SPECIFICATIONS MUST BE VERIFIED BY THE CONTRACTOR BEFORE PROCEEDING WITH STRUCTURAL DRAWINGS ARE TO BE REFERRED.
7. ALL DIMENSIONS, LEVELS & SPECIFICATIONS, STRUCTURAL DRAWINGS ARE TO BE REFERRED. ANY DISCREPANCY OF ANY KIND MUST BE REPORTED TO THE ARCHITECT BEFORE PROCEEDING WITH THE WORK.
8. PRIOR TO EXECUTION OF WORK ALL ARCHITECTURAL DRAWINGS MUST BE ISSUED AS FOR CONSTRUCTION BY THE ARCHITECT.
9. ALL DIMENSIONS, LEVELS & SPECIFICATIONS, STRUCTURAL DRAWINGS ARE TO BE REFERRED.
10. ALL MASONRY WALLS SHALL BE BUILT IN CLOSE WITH ALL SERVICES, PIPES, DUCTS, ETC. ETC.
11. ALL DIMENSIONS ARE FOR CONSTRUCTION ONLY PLEASE REFER DESIGN DRAWING MORE.

Structure Consultant

Vibrant Consultants Pvt. Ltd.
Structural Consultant
Ph. 9810-2-9-9-9

Service Consultant

SERVICE CONSULTANT:
VIPUL COMMON ENGG.
F-1/90, 1st FLOOR, PREM NAGAR, Near PALAM GAON GATE, NEW DELHI-45
EOT: 011-26242715-46-47-291

Developer & Builders

Mukundra Infra Projects PVT.LTD.
Corporate office

Project

Mukundra Prime
(CHIEF MINISTER'S JAN AWAS YOJNA)

KHASRA NO. 363/[illegible], 367, VILLAGE- MUNAKKA, TEH-LAPORA, DIST. NOTA

Architect

J.B. architects & associates
- Plot no.G-01,
- Ground floor, Jai Jagadish Shyam Nagar, Jaipur
- Project LOCATION:
- DEEKHA KI THORI, NH-11 87500

+ 230, shakti nagar,tonkfatak, NH-11,Tel.0-1594-
Mob.9414-1-1-1-1-1-1-1
E-mail: bajiindersingh1@gmail.com , ankur.jb@gmail.com

North

key plan

Draft by	Ar. Nemi Chand	Drg. no.
Check. by	B.S. SINGH	A-1
Scale	1:150	working drawing
Date	20 JAN. 2018	
PROJECT NO		
sheet title		REV.
TYPICAL FLOOR PLAN (3RD TO 9TH FLOOR)		R-01
Issued As		
Checked & issued By:	Date:	No. of sheets 7

Ar. BALJINDER SINGH
CA./2002/29354

SHEET 05

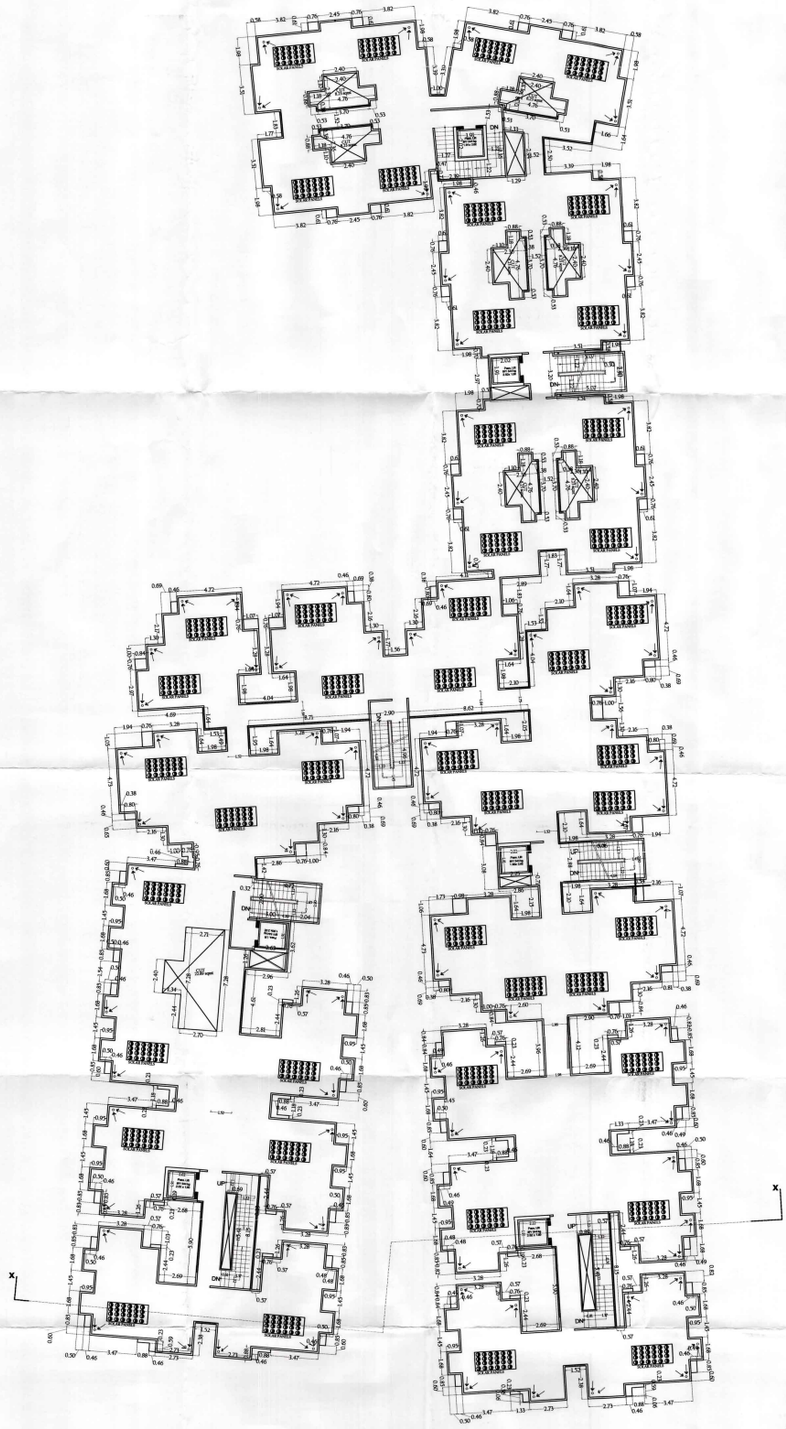

GENERAL NOTES

1. ALL DIMENSION ON THIS DRAWING ARE IN FEET AND INCHES.
2. ONLY WRITTEN DIMENSIONS ARE TO BE FOLLOWED. DO NOT SCALE DRAWING. DIMENSIONS ARE TO BE CALCULATED TAKEN.
3. ALL DIMENSIONS SHOWN MUST BE CHECKED AND VERIFIED ON THE JOB BEFORE MAKING ANY SHOP DRAWING OR ANY WORK IS TAKEN UP.
4. THIS DRAWING IS TO BE READ IN COLLANCTION WITH ALL OTHER DRAWINGS AND SPECIFICATIONS.
5. ALL DIMENSIONS ARE TO FACE OF BRICKWORK.
6. THE LOCATION OF ALL STRUCTURAL MEMBERS SHOWN ON THE ARCHITECTURAL DRAWINGS ARE SUBJECT TO DETAILS AND APPROVAL OF STRUCTURAL ENGINEER.
7. ALL DIMENSIONS ARE SUBJECT TO ARCHITECT APPROVAL.
8. ANY DEVIATION MUST BE TAKEN ARCHITECTURAL DRAWING AND ARCHITECT APPROVAL BEFORE ANY WORK IS TO BE CARRIED OUT.
9. ALL DIMENSIONS ARE SUBJECT TO ADJUSTMENT TO CO-ORDINATE WITH SERVICES SUCH AS HVAC, PLUMBING, ELECTRICAL, FIRE FIGHTING.
10. ADVERTISEMENT OF THE SOCIETY IS ON THE ENTRANCE GATE OF THE SOCIETY AS PER NORMS.
11. FIRE COLUMNS ARE INDICATED ON THE PLAN, ARCHITECT ARE NOT RESPONSIBLE FOR ACTION ONLY PLEASE REFER INSPECTION WORKSHEET.

Structure Consultant

Vikram Consultants Pvt. Ltd.
Structural Consultants
Plot No. 1, Sector 18, Gurgaon-122015
Tel: 0124-4103 / 4104

Service Consultant

ENGINEERS CONSULTANTS
NAFE CONSULTANTS
F-5 / 1 MB - Kalkaji Ring Chandra Sarovar Near Kalkaji Mandir, New Delhi-19
Email: nafe2000@yahoo.com
STD: 011 26243135 (10 lin Gen)

Developer & Builders

Mukundra Infra Projects Pvt.Ltd.
Hadapsar office

Project

Mukundra Prime
(CHIEF MINISTER'S JAN AWAS YOJNA)

KHASRA NO. 363, 364, 367, VILLAGE-RAJNAGAR, TEH-LADPURA, DIST. KOTA

Architect

j.k. : architects & associates
Plot no. 5(P)
Ward no. 5(P), Jugesh Dham Nagar, Jaipur
Project Consultant
Mobile:+ 78236 , 94141 67062

F 230, shastri nagar,(behind, hotel ajit,)jpr-302016
e-mail:jkjaipur@gmail.com
e-mail: kalsiaurangi1108@gmail.com , vinjyn1@gmail.com

Block: | Sub phase:

Dwlt by : Ar. Nand Chand | Drg. no.
Check. by : S.S. SINGH | A-1
Scale : 1:150
Date : 20 JAN. 2018 | working drawing
PROJECT NO.
Sheet title : TERRACE FLOOR PLAN | REV. R-01

Issued As

Checked & Issued By: | Date: | Sn.of

Mukundra Infra Projects Pvt. Ltd.
Director

Ar. BALJINDER SINGH

SHEET 06

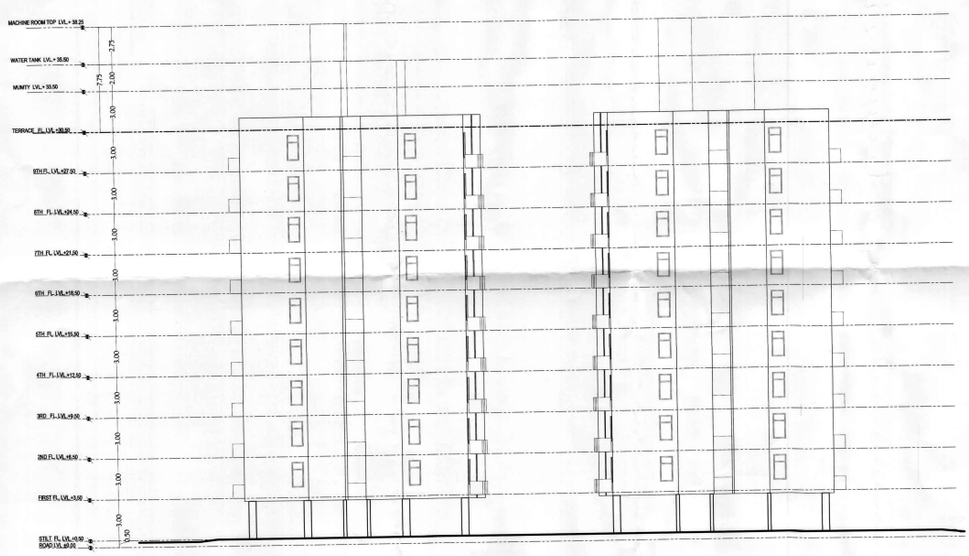

SOUTH SIDE ELEVATION

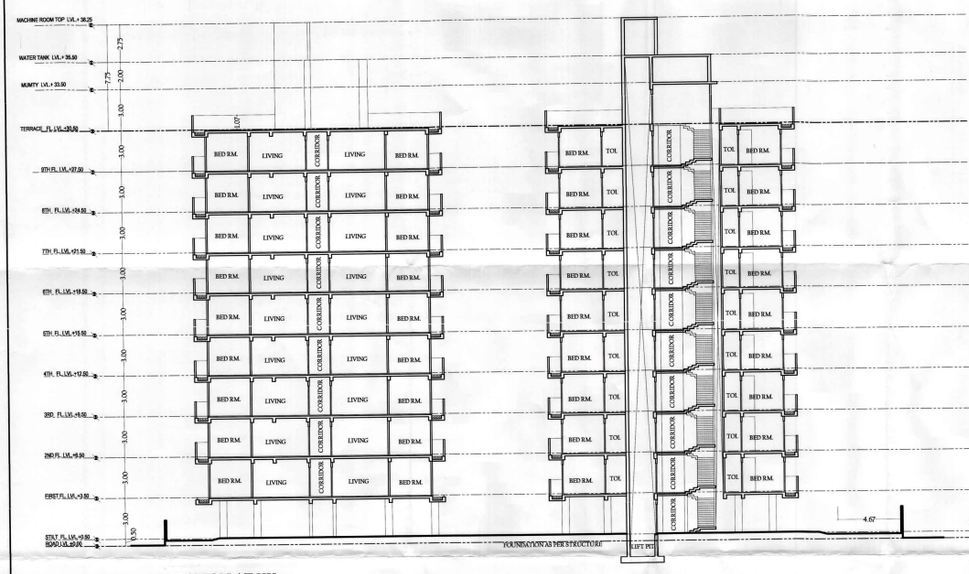

SECTION AT XX

GENERAL NOTES

1. ALL DIMENSION ON THIS DRAWING ARE IN FEET AND INCHES.
2. ONLY WRITTEN DIMENSIONS ARE TO BE FOLLOWED. DRAWING SHOULD NOT BE SCALED UNDER ANY CIRCUMSTANCES.
3. ALL DIMENSIONS MUST BE CHECKED AND VERIFIED BY THE CONTRACTOR PRIOR TO EXECUTION OF ANY WORK OR SHOP DRAWING.
4. THIS DRAWING IS TO BE READ IN CONJUNCTION WITH ALL OTHER ARCHITECTURAL, STRUCTURAL & PLANNING DRAWINGS.
5. ARCHITECTURAL DRAWINGS ARE TO BE FOLLOWED FOR ALL DIMENSIONS. ALL DIMENSIONS OF WINDOWS & MASONRY WALLS, FOR SIZES & RR MASONRY OPENINGS, ARE TO BE TAKEN FROM ARCHITECTURAL DRAWINGS AND TO BE VERIFIED.
6. DISCREPANCIES BETWEEN ARCHITECTURAL, STRUCTURAL, AND SERVICES DRAWINGS MUST BE BROUGHT TO THE NOTICE OF THE IMMEDIATELY & ARE TO BE RESOLVED BY THE A.E.
7. CO-ORDINATED WITH SERVICES, SUCH AS HVAC, PLUMBING, ELECTRICAL, FIRE FIGHTING, MAINTENANCE ETC OF THE CONTRACTOR.
8. ALL DIMENSIONS ARE TO BE CHECKED WITH THE COLUMNS AS INDICATED ON THE PLAN.
9. FURNITURE/FIXTURES SHOWN ARE INDICATIVE ONLY PLEASE REFER RESPECTIVE SCHEDULES.

Structure Consultant

Vipsitech Consultants Pvt. Ltd.
Plot No. 2, Ground Floor, Ward No. 1, Near Ambedkar Circle, Kaithoon, Kota (Rajasthan)

Service Consultant

SERVICES CONSULTANT
VIPUL CONSULTING
F-1 (B), Kalpana Marg, Near Kaithoon Nakar
PH: 0744-2481000, 2441000
Mail:info@vipulcon.com
REF. NO. 46,24/TE-08-07-2017

Developer & Builders

Mukundra Infra Projects Pvt.Ltd.
corporate office

Project

Mukundra Prime
(CHIEF MINISTER'S JAN AWAS YOJNA)

KHASRA NO. 363,[illegible]-367,
VILLAGE:-RAJNAGAR, TEH-LADPURA,
DIST. KOTA

Architect

j.s. architects & associates
- Plot no.B-14, Flat no. 101/1 Jeevesh Bhawan Nagar ,Jaipur
- Ph:(0141) 2207646
- M(91)9414-76036 , 94141-67082

236, shivalik nagar,dadabari, kota (raj.) pin- 324009
e-Pro@9414767082/9875
email: balbirsingh2fifa@gmail.com , info@2fifa@gmail.com

North

key plan

Dealt by	Ar. Nemi Chand	Drg. no
Check by	B.B. SINGH	A-1
Scale	1:150	working
Date	20 JAN. 2018	drawing
PROJECT NO		
sheet title		REV.
ELEVATION / SECTION		R-01
Issued As		
Checked & Issued By:	Date:-	no.of copies /

Ar. BALJINDER SINGH
CA./2002/23954

SHEET 07

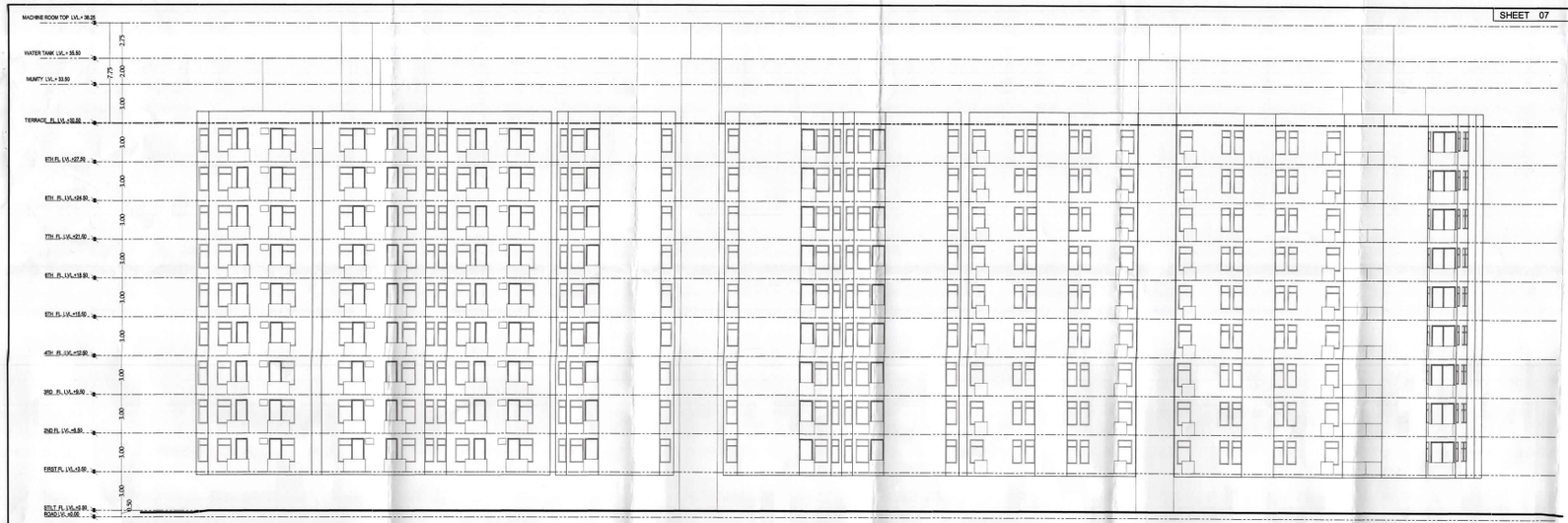

EAST SIDE ELEVATION

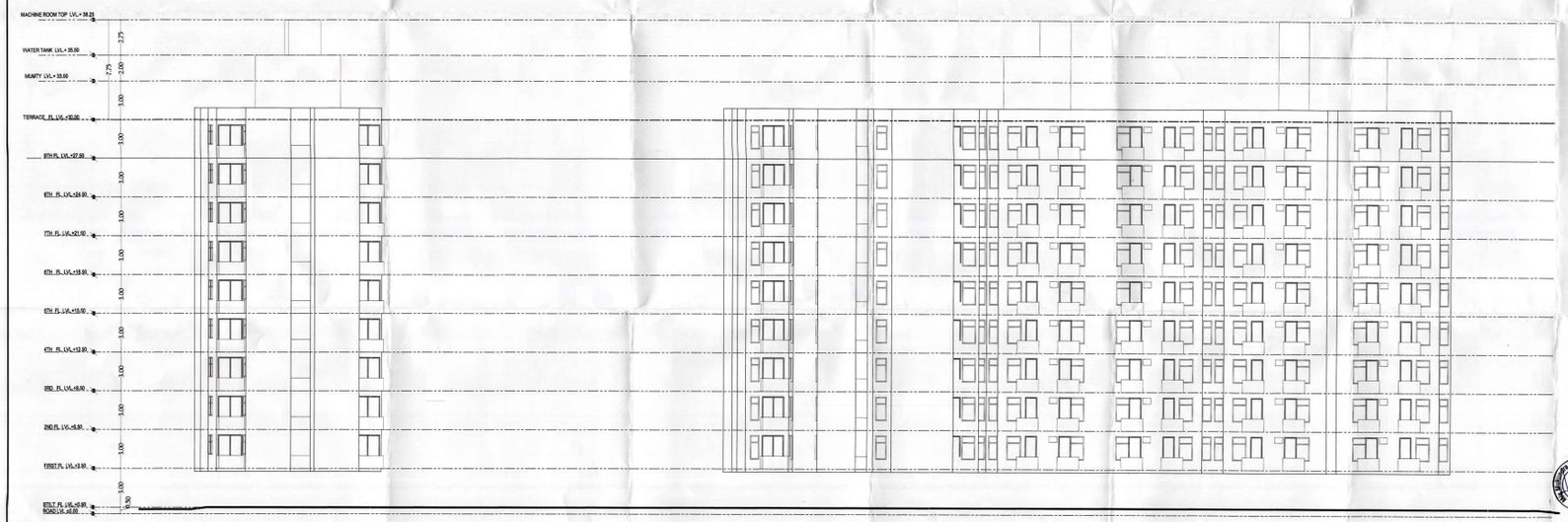

WEST SIDE ELEVATION

Ar. BALJINDER SINGH
CA./2002/23364

GENERAL NOTES

1. ALL DIMENSION ON THIS DRAWING ARE IN FEET AND INCHES UNLESS OTHERWISE STATED.
2. ONLY WRITTEN DIMENSIONS ARE TO BE FOLLOWED. DRAWING SHALL'S NOT BE SCALED LARGER ARE NOT TO BE SCALED.
3. ALL DIMENSIONS MUST BE VERIFIED AND VERIFIED BY THE ARCHITECT BEFORE THE COMMENCEMENT OF WORK AT THE SITE.
4. ALL DRAWINGS MUST BE READ IN CONJUNCTION WITH ALL ARE EVENT STRUCTURAL, SERVICES & FACILITY CONSULTANT DRAWINGS.
5. ARCHITECTURAL DRAWINGS ARE TO BE FOLLOWED UNLESS ARE EVENT STRUCTURAL, SERVICES & FACILITY SHALL'S, SUB SURFACE & INDEPENDENT DRAWINGS ARE TO BE FOLLOWED.
6. STRUCTURAL DRAWINGS ARE TO BE FOLLOWED UNLESS ARE EVENT ARCHITECTURAL, SERVICES, STRUCTURAL AND AMENITIES DRAWINGS ALSO ARE TO BE FOLLOWED. ALL DRAWINGS ARE TO BE PRIOR TO ADDITION OF WTN.
7. ALL DRAWINGS MUST BE READ WITH ALL HVAC, PLUMBING & ELECTRICAL, ETC. ALSO.
8. ALL DRAWINGS ARE NOT TO BE SCALED.
9. ALL MASONRY WALLS SHOULD BE ALIGNED WITH STRUCTURAL DRAWINGS ALSO ARE.
10. PLATFORM/PARAPET/WEB DOORS ARE INDICATIVE ONLY PLEASE REFER REPSPECTIVE SCHEDULES.

Structure Consultant

Vikrant Gaur & Associates
Consulting Structural Engineers
Plot No. 3, Ground Floor, Sector-Alpha-1, Greater Noida

Service Consultant

SERVICES CONSULTANT
VATIL CONSULTANTS
F.F. - 4th Floor, Plot No. 3, Sector-Alpha,Near
Pi-Pi Building, Greater Noida
Mob.+91-9810-1363, Email: info@vatilcon.com
Site Office - Sector-Beta, Near Gate-1, Greater Noida

Developer & Builders

Mukundra Infra Projects Pvt.Ltd.
Registered Office:-

Project

Mukundra Prime
(CHIEF MINISTER'S JAN AWAS YOJNA)

KHASRA NO. 363, 364, 367, VILLAGE-HAJNADA, TEH-LADPURA, DIST. KOTA

Architect

J.K. Architects & associates
Plot no.G-14,
Plot no.10,Vr. Jangesh Shyam Nagar ,Jaipur
PH.0141-2387848
(REARA)1-76/08 ,RAJ-324001

Date: Month May 2018

Drawn by: Ar. Nemi Chand
Drg. no.
Check. by: B.S. SINGH
A-1
Scale: 1:150
Date: 20 JAN. 2018
working drawing
PROJECT NO.
sheet title: ELEVATIONS
REV.: R-01

Issued As

Checked & Issued By:
Date:
Issue number: 1

GENERAL NOTES

1. ALL DIMENSION ON THIS DRAWING ARE IN FEET AND INCHES UNLESS OTHERWISE STATED.
2. ONLY WRITTEN DIMENSIONS ARE TO BE FOLLOWED. DO NOT SCALE DRAWING. DIMENSIONS ARE TO BE TAKEN FROM FINISHED FACE OF WALL PLASTER UNLESS OTHERWISE STATED.
3. ALL DIMENSIONS RELATING TO EXISTING AND EXTENSIONS TO THE CONSTRUCTION MUST BE VERIFIED ON SITE BEFORE THE WORK BEGINS.
4. THE ARCHITECT IS TO BE NOTIFIED OF ANY DISCREPANCIES BETWEEN THE SITE CONDITIONS AND THE PLANNED DRAWINGS.
5. DRAWINGS NOT TO BE SCALED. DIMENSIONS ARE TO BE FOLLOWED STRICTLY. ALL DRAWINGS ARE INTENDED TO BE READ IN CONJUNCTION WITH ALL OTHER DRAWINGS, SPECIFICATIONS, DETAILS OF STRUCTURAL, MECHANICAL, ELECTRICAL AND ALL OTHER SPECIALISTS AND ANY OTHER INFORMATION PROVIDED BY THE ARCHITECT. ANY DISCREPANCY OR DOUBT MUST BE BROUGHT TO THE NOTICE OF THE ARCHITECT & ANSWERED BEFORE ANY WORK IS DONE.
6. ALL DRAWINGS REMAIN THE PROPERTY OF THE ARCHITECT & MUST BE RETURNED ON REQUEST.
7. ALL INFORMATION SHOWN ON DRAWINGS MUST BE VERIFIED BY THE CONTRACTOR BEFORE ANY WORK IS DONE.
8. ALL DRAWINGS MUST BE READ IN CONJUNCTION WITH ALL OTHER DRAWINGS AND SPECIFICATIONS ONLY.
9. FLOOR PAPER MEASUREMENT IS APPROXIMATE.

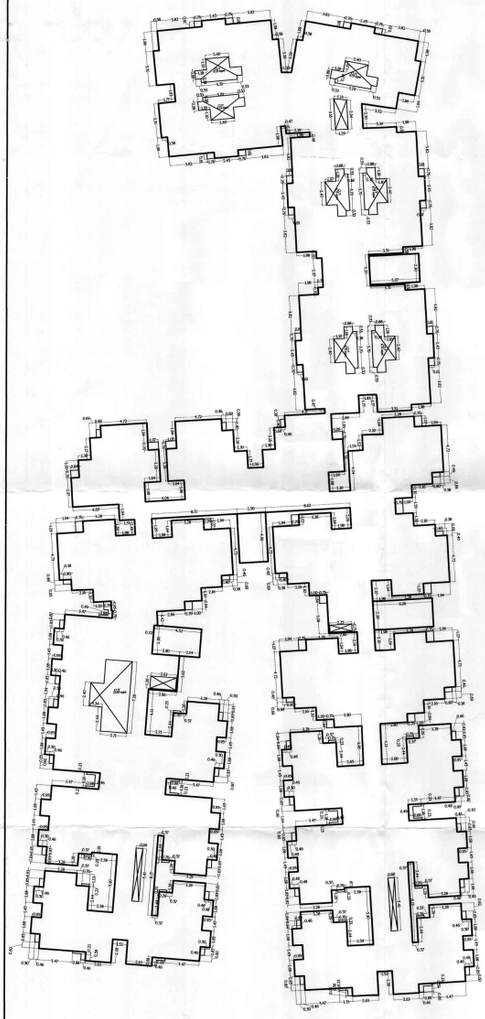

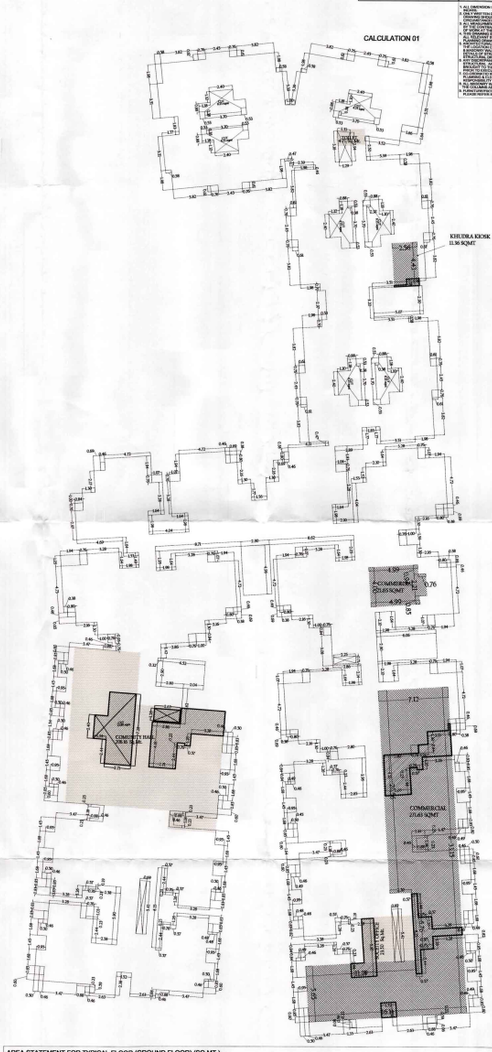

AREA STATEMENT FOR TYPICAL FLOOR (1ST TO 9TH FLOOR) (SQ.MT.)						
S. NO.	FLOOR NAME	BLOCK AREA	CUTOUT	FIRE TOWER	B.A.R	G.B.U.A
		(1)	(2)	(3)	(4)= (1-(2+3)	(5)= (1-2)
01	STILT FLOOR	2248.21	95.46	102.62	2050.13	2152.75

AREA STATEMENT FOR TYPICAL FLOOR (GROUND FLOOR) (SQ.MT.)								
S. NO.	FLOOR NAME	COVERED AREA AT GR.FL. OTHER THAN ABOVE FLOOR	COVERED AREA(TYPICAL FL.) FOR ABOVE FLOORS	BLOCK AREA	CUTOUT	FIRE TOWER	B.A.R (COMM	G.B.U.A
		(A)	(B)	A+B= (1)	(2)	(3)	(4)= (1-(2+3)	(5)= (1-2)
01	STILT FLOOR	95.54	2248.21	2343.75	95.46	102.62	293.28	2248.29

COMMERCIAL AREA CALCULATION
1. TOTAL B.A.R CONSUMED IN COMMERCIAL = 293.28 SQ.MT. (1.58% ACHEIVED BAR OF RESIDENTIAL)
2.1% FOR BAR CONSUMED FOR COMMERCIAL = 293.28X1/100=2.93 SQ.MT.
3. MIN. AREA REQUIRED FOR KHUDRA IS 2.93 SQ.MT.
4. AREA PROVIDED FOR KHUDRA 11.36 SQ.MT.

STILT FLOOR PARKING CALCULATIONS FOR AREA.
1. TOTAL GROSS BUILT UP AREA = 2248.29 SQ.MT.
2. AREA USED FOR OTHER THAN PARKING IS = 541.03 SQ.MT. (i.e. 24.06 % OF STILT FLOOR)
3.AREA USED FOR LIFT,STAIR,PARKING AND CIRCULATION IS 1707.26 SQ.MT. (i.e. 75.94 % OF STILT FLOOR)

Ar. BALJINDER SINGH
CA./2002/29354

Structure Consultant
Vibrant Creations Pvt. Ltd.

Service Consultant
SERVICES CONSULTANT:
VIPUL CONSULTING
F11/1-A, Ground Floor, Okhla Phase-I, Near Okhla Junction, South Delhi, New Delhi-110020
Tel: 011-46563800
Email: info@vipulconsulting.com

Developer & Builders
Mukundra Infra Projects Pvt.Ltd.
Head office

Project
Mukundra Prime
(CHIEF MINISTER'S JAN AWAS YOJNA)
KHASRA NO. 263/$^{97}_{1}$,267, MAUZA-MAJRA,NAMAK, TEH-LAKHPURA, DIST- KOTA

Architect
j.s. architects & associates
Plot no.21,
Flat no 101/1 ,Joseph Dryden Nagar ,Near Ajmer Road ,Jaipur
Ph.0141-2 1 18,22 ,,,