GENERAL NOTES

1. Contractor to check and verify all dimensions before execution of the work.
2. All dimensions are given Meter Millimeter unless other wise specified
3. Figured dimensions shall be followed.
4. Executive authority shall check the drawing before tracing execution in hand.
5. All structural drawings shall be read in conjunction with relevant architectural drgs any discrepancy between them observed shall be brought to the notice of the accepting officer for necessary clarification.
6. Any variation between the details given in the structure grd and tropical drg, the details shown in structural drawing shall be followed.
7. All reinforcement for rcc work shall be TMT Grade Fe 500D conforming to IS : 1786-2008
8. The foundation has been designed as Raft footing . The SBC has been taken as 18MT/Sq.m at a depth of 1.8 Meter Below Natural Ground level.
9. While laying foundation, contractor shall make suitable arrangements to lower the subsoil water [If Any] below the foundation level Foundation concrete shall always be provide under foundation of all RCC/ masonry structural.
10. Lean concrete in PCC as per specified to min thickness (unless other wise specified or shown in DRG) shall always be provided under foundation of all RCC / masonry structure.
11. Unless other wise mentioned lintels over opening/ jails niches shall be provide as per typical DRG of lintels and chanjjas.
12. RCC lintel band over full and half block thick wall shall be provided continuously at lintel level (2.1 M above FFL) under sl no. 11 above and where height of solid wall exceeds 2.4 M
13. Water used for mixing and curing of concrete work shall conform to quality criteria specified in IS : 456-2000
14. Unless other wise specified the structural concrete shall be M 25 for all structural members (design mix concrete conforming to the acceptance criteria given in IS :456-2000)
15. Form working for concrete shall be rigidly constructed of approved materials and shall be true to the shape and dimensions of the finished members and water tight. Form work shall be designed for all imposed loads (dead, live, constructional, wind, vibration, impact, fluid pressure etc.)
16. From work shall be supported on closely spaced stiff props adequately braced in plan and firmly placed on sub-base ground not liable to settle under loads.
17. Aggregate to be used in structural concrete shall be crushed/broken stone as coarse aggregates, river/PIT sand/ stone dust as fine aggregates conforming to grading and other quality criteria as specified in IS : 383
18. Strength of hollow blocks/ solid blocks shall not be less than 35 kg/cm2 and 45 kg/cm2 respectively
19. All plinth beams shall be cast over 6" th. PCC 1:4:8 width of beam plus 6" wide were ever directly resting on fully compacted earch
20. All existing walls and wall below plinth level shall be constructed with solids blocks.
21. Wall shall be constructed over PB as shown in the drawing where PB is not available, wall shall rest over dwarf wall /foundation.
22. The missing details, if any in structural DRG but technically required based on sound engineering practice, must followed and read in construction with relevant drawing.
23. In beams, wherever reinforcement bars are provide in two or more layers, space bars of 25# @ 4' c/c shall be provide between the reinforcement layers.
24. PCC lean concrete below foundation shall have 6" offset on all sides. Wherever the gap between two footing is less than 8", the whole gap shall be filled with lean concrete.
25. Clear cover to all reinforcement shall be as under:

PRTICULAR	BOTTOM	TOP	SIDES
SLAB	3/4"(20MM.)	2/3"(15MM.)	
FOOTING	2"(50MM.)	2"(50MM.)	2"(50MM.)
RETAINING WALL		1"(25MM.)	11/2"(40MM.) (EARTH SIDE) 2/3"(15MM.) (IN SIDE)
COLUMNS			11/2"(40MM.)
BEAMS, LINTEL	1"(25MM.)	1"(25MM.)	1"(25MM.)
WALLS,FLOOR SLAB & ROOF SLAB OF WATER TANK.			1"(25MM.) ON WATER FACE 1 1/2"(40MM.) (ON ERTH SIDE) WHERE APPLICABLE

26. The building has been designed as per IS : 1893-2016 and IS : 456-2000 considering earthquake zone II for AJMER, Rajasthan
27. Admixtures :
    - A. ADMIXTURE IF USED SHALL COMPLY WITH IS : 9103
    - b. It should not impair durability of concrete
    - c. The workability, compressive strength & the slump loss of concrete with & without the use of admixture shall be Established during trial mixes before its use.
    - d. Preparation of mix using admixure is to be as per manufactures instructions.
28. For any other details not shown / indicated on DRG. Shall be as per IS 456:2000, IS 1893 : 2016.

REINFORCEMENT DETAILING

29. All reinforcement shall be terminated with straight length or L shape unless other wise specified
30. The horizontal distance between two parallel main reinforcement bars shall not be less than dia of the larger dia bar or 5 mm more than nominal size of coarse aggregate, which ever is more. Spacing of long bars measured along periphery of the col. Shall exceed 300 mm.
31. First main / secondary bar in a slab shall be placed along the center line of the span and other spaced as specified in the DRG covering the enter span between center line of supports.
32. In beam/ lintels, first stirrup shall be at the center of span and subsequent ones at the spacing indicated in the DRGS
33. Temperature reinforcement (distribution steel in slab where not shown in drawing shall be 0.12% (tor)
34. Unless other wise specified 8-# @ 300 c/c shall be provide as binders in top portion of slab reinforcement and placed parallel to support.
35. Positive reinforcement in shorter direction in middle position region for negative reinforcement.
36. Min 3 nos 8 mm # diagonal bars shall be provided at the corners of freely supported or non continues edges of slab
37. Unless other wise specified side face reinforcement shall be provide for all beams of depth exceeding 750 m as per IS : 456-2000, or as shown in drawing.
38. Anchorage length :- all RCC structure elements (column, cantilevered, beams & slab) shall have their main reinforcement suitable anchored to provide the full development length (48 x d for tension & 38 x d for compression for M 25 mix concrete & FE 500) provide the full development length (46 x d for tension & 36 x d for compression for M 30 mix concrete & FE 500)
39. No laps shall be provide in the high stress zones listed below.
    - a. Middle 1/3 span of slabs/ beams in case of positive reinforcement.
    - b. 0.3 L of span from the supports in case of beams/ slabs for negative reinforcement .
    - c. 0.25 L from the supports / junction in case of longitudinal reinforcement for column.
    - d. Not more than 40% bars shall be lapped at any one section.
    - e. Laps shall be staggered with min distance equal to 1.3 times the lap length between two lap section.
40. Lap length :- unless specified, lap splice shall be provided for all bars less than 36 mm dia (bars of more than 36 mm dia shall be welded)

	Tension	compression
a) Tor steel [M25 & Fe500]	48 x dia	38 x dia
a') Tor steel [M30 & Fe500]	46 x dia	36 x dia

    - b) When bars of different dia area to be spliced lap length shall be calculated on basis of smaller dia.
    - c) Splice of bars in columns shall be avoided as far as possible. Where inescapable laps shall be provided after interval of two stories.
41. For the/ floor and rafter slabs, chair supports shall be provided to maintain vertical spacing between top and bottom reinforcement bar.
42. 3 x 10 # or 2 x 12 # bars shall be longitudinally provided in the RCC floor slab where partition/ panel walls are supported on them
43. Dowel bars shall be held firmly in position to avoid dislocation and loss of bond due to vibration during construction stage.
44. In pashed construction vertical reinforcement of columns (dowels) shall be extended (and left) beyond slab min 50 times the dia of bars with at least 50 % bars extending up to 100 times the dia of the bar unless otherwise specified.
45. Top of all construction slabs shall be kept at the same level similarly soffits of al adjoining cantilevered projection shall be at the same level.
46. SPLICING OF COLUMN BARS AT INTERMEDIATE FLOOR.

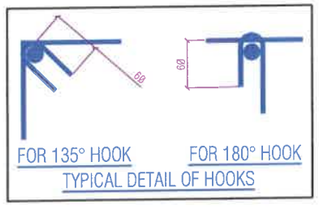

TYPICAL DETAIL OF HOOKS

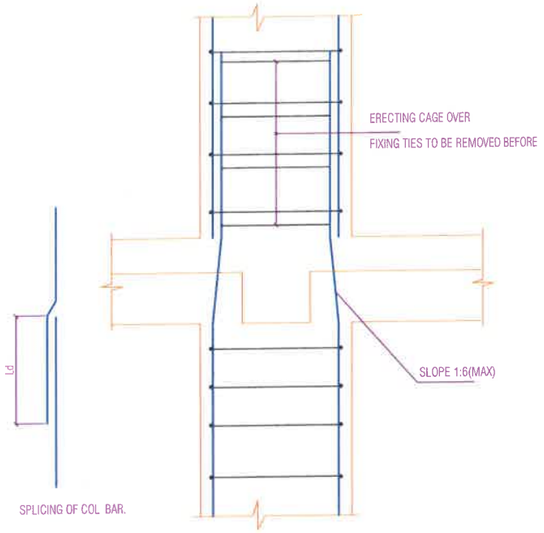

47. SPLICING OF COLUMN BARS AT INTERMEDIATE FLOOR WHEN THE RELATIVE DISPLACEMENTOF THE COLUMN FACE IS MORE THAN 75MM.

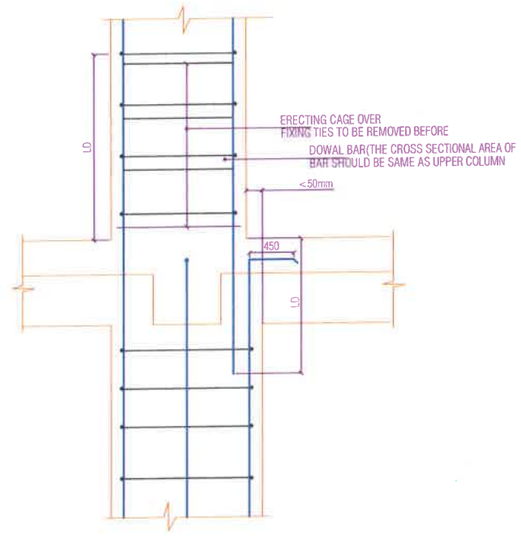

48. SIMPLIFIED CURTAILMENT AND STIRRUPS RULE FOR CONTINUOUS BEAMS

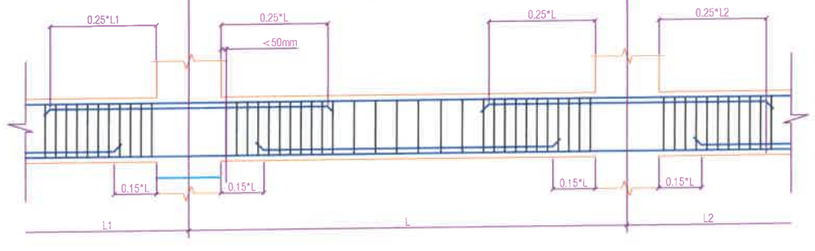

49. TYPICAL REINFORCEMENT DETAILING OF SLAB

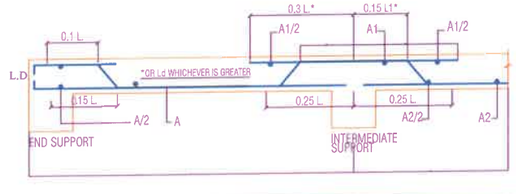

52. R.C.C. BAND FOR HALF BRICK WALL.
IN CASE OF 125TH. WALLS EXCEEDING 2000 IN HEIGHT R.C.C BAND SHALL BE PROVIDED AT EVERY 2000 INTERVAL AS SHOWEN IN THE FIGURE THE BEARING OF R.C.C BAND SHALL BE EQUAL TO THE WIDTH OF THE ADJOINING WALL

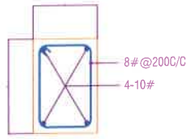

51. R.C.C. CHAJJAS/ SHELVES.
WHERE EVER R.C.C. CHAJJAS/ SHELVES ARE PROVIDED WITH OUT LINTL, THESE SHALL BE TAKEN IN TO THE FULL THK OF THE WALL.

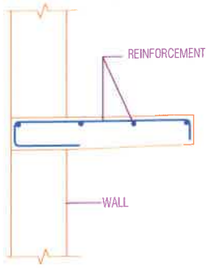

CONSTRUCTIONAL DETAILS.

1. For slabs plate / surface vibrator shall only be used for compaction to insure better quality control & needle pin vibrator shall not be used
2. A plaster groove of width 12 mm and depth 5 mm shall be provided all long the junction of RCC slab and masonry wall (internal)
3. Concerting of the entire roof slab including beams between construction joints / crumple section shall be done in one operation. If a joint inescapable it shall be a vertical joint in the middle third of the span and parallel to the main reinforcement.
4. Structural continuity in RCC between two successive days work shall be achieved by cleaning the old surface of all loose concrete applying net cement slurry and proper compaction.
5. Curing of all structural concrete shall be done up to a main time period of 14 days or the stripping time of from work which over is later

REMOVAL OF CENTERING

1. The centilever for sopporting the over hang of cantilevev beam slabs should be retaing untr sufficiend counter weight over the bearing has been attained by building masonry or otherwise.
2. The shuttering for cantilever slab / beam should be removed starting from the over hang edge.
3. Im case of canopies with cantilever beam the centring for the canopy .slab in between the beam shall be removed frist.
4. Stripping time for concrete shall be as under if O P C is used.
   - a)Verticale form work to columns , walls , beam-24hrs.
   - b)Slabs up to 4.5 M span. 7 days
   - c)Slabs above 4.5 M span. 14 days
   - d)Beams & arches up to 6 M span. 14 days
   - e)Beams & arches above 6 M span 21 days
5. In case of P P C 50 % stripping time to be added.
6. In case of from work has re-entrant angles the from work shall be removed as soon as possible after concrete has set to avoid shrinkage cracking.

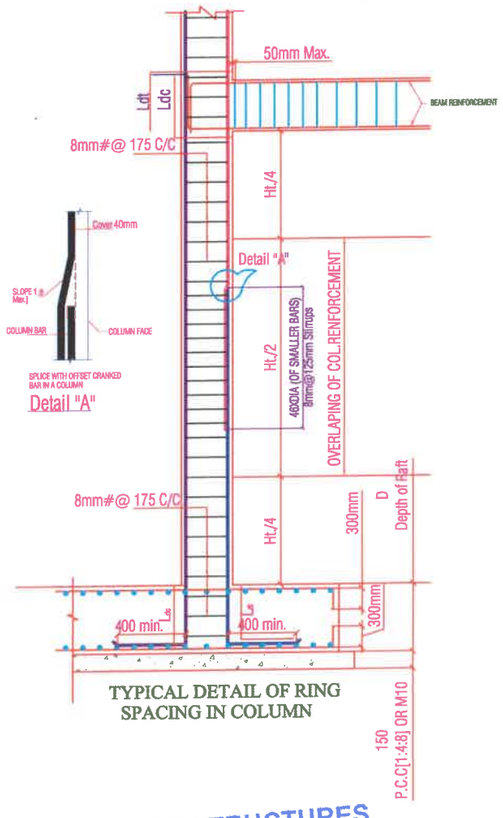

TYPICAL DETAIL OF RING SPACING IN COLUMN

SG STRUCTURES
MANISH GUPTA
B.E.[civil] M.Tech.[Stru.]

Grade Of Concrete

For Foundation/Raft/Pedustal = M25
For Stair Case= M25
For Column/Lift Wall = M25
For Beam & Slab= M25

Grade Of Reinforcement Steel

TMT Bar Fe 500D
[Primary Make(Tata,Jindal or Eq.)]

GENERAL NOTES:-

1. ALL DIMENSION AND LEVEL ARE IN MM & METER.
2. DO NOT SCALE THIS DRAWING WRITTEN DIMENSION ONLY.
3. THIS DRAWING SHOULD BE READ IN CONJUCTION WITH RELEVANT ARCHITECTURAL AND SERVICE DRAWING ANY DISCRIPANCY SHOULD BE IMMEDIATELY BROUGHT TO NOTICE.
4. ONLY LOAD BEARING WALLS ARE SHOWN IN PLAN OTHER WALLS SHALL BE STOPPED 1/2" BELOW SOFFIT OF BEAM/SLAB AND GAP FILLED WITH CEMENT MORTER UNLESS OTHERWISE SHOWN IN ARCHITECTURAL DRAWING.

REINFORCEMENT DETAILS
Please Reffer Drawing ST/JAY/00

CONCRETE DETAILS
Please Reffer Drawing ST/JAY/00

REV.	DATE	DESCRIPTION	REMARK
R1			
R2			
R3			
R4			

CLINT:- G S Dreamhome LLP

ARCHITECTS:-
GRAPHITE DESIGN STUDIO
ARCHITECTS, INTERIOR DESIGNERS, PLANNERS
PLOT NO 68, JANAK PURI-1, IMLIWALA PANTAR, JAIPUR-302005
CONTACT NO. +91-9928334414, 0141-2594414
email: akshit@graphitedesignstudio.com

STRUCTURAL CONSULTANTS:-
SG STRUCTURES
A-36,1ST FLOOR, SUNDER SINGH BANDARI NAGAR, SWEJ FARM, NEW SANGANER ROAD, JAIPUR-302019
E-mail: sg.structures@gmail.com
Tel: 09772202219,0141-2297076

PROJECT TITLE:-
Dream Homz
Address- Khasra No. 1296 & 1306, Village-Makarwali, Pushkar Bypass, Ajmer- 305004 (Rajasthan)

DRG. TITLE:- BLOCK 'A'
GENERAL DETAIL SHEET

SCALE	DRG. NO.
SBC=18.0 MT/Sq.M@1.8M Designed For=G+4	ST/GD/JAY/00
RUPESH KHORWAL DRAFT BY	MANISH GUPTA DESIGN & CHK. BY.
DATE 11/12/2021 PRINT ..../12/2021	JOB.NO. / NORTH

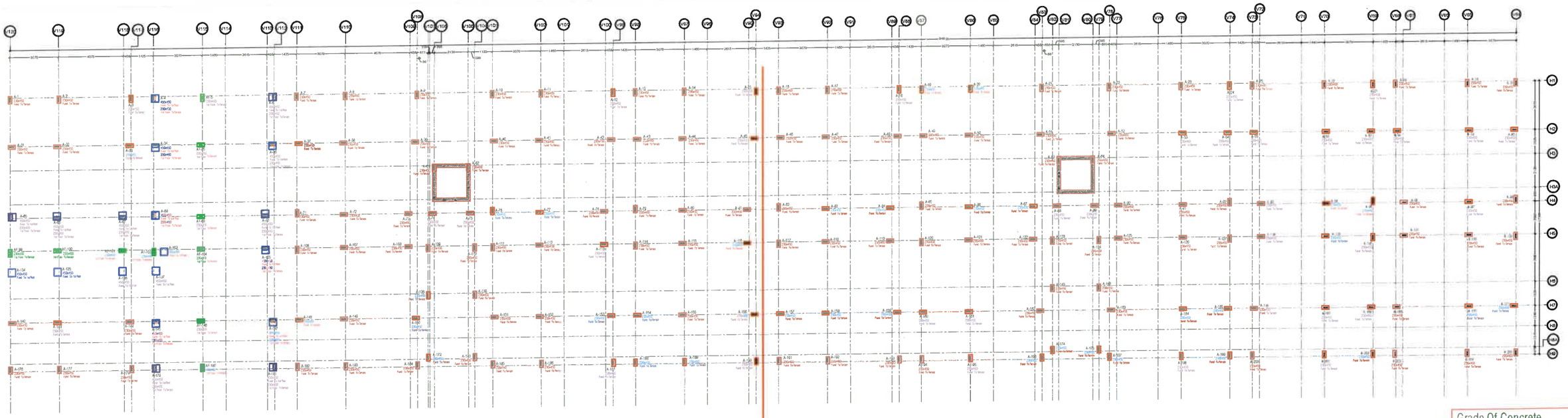

COLUMN	A-10/A-13/A-14/A-16/A-19/ A-24/A-27/A-30/A-88/A-89/		A-124/A-140/A-141/A-185/ A-188/A-191/A-194/A-199/ A-202/A-205		A-11/A-17/A-20/A-23/A-26/ A-29/A-186/A-189/A-192/ A-195/A-198/A-201/A-204/		A-12/A-15/A-18/A-21/A-22/ A-25/A-28/A-42/A-45/A-48/ A-51/A-52/A-55/A-58/A-77/ A-80/A-85/A-92/A-95/A-98/		A-111/A-114/A-117/A-120/ A-123/A-127/A-130/A-133/ A-153/A-156/A-159/A-162/ A-163/A-166/A-169/A-187/		A-190/A-193/A-196/A-197/ A-200/A-203/A-178.		A-40/A-43/A-46/A-49/A-54/ A-57/A-60/A-151/A-154/ A-157/A-160/A-165/A-168/ A-171/A-142/A-148/		A-41/A-44/A-47/A-50/A-53/ A-56/A-59/A-152/A-155/ A-158/A-161/A-164/A-167/ A-170/A-143/A-149/		A-63/A-64/A-174/A-175. A-61/A-62/A-172/A-173.		A-78/A-81/A-83/A-86/A-91/ A-94/A-97/A-112/A-115/ A-118/A-121/A-126/A-129/ A-132/A-72/A-107.		A-76/A-79/A-82/A-84/A-87/ A-90/A-93/A-96/A-113/ A-116/A-119/A-122/A-125/ A-128/A-131/A-73/A-108.		AF-100/AF-101		A-103/A-134//A-137/		A-135/A-136	
Foundation To 1st. Floor	8-12#	8mm@175c/c	8-12#	8mm@175c/c	4-16# 4-20#	8mm@175c/c	8-16#	8mm@175c/c	8-16#	8mm@175c/c	8-16#	8mm@175c/c	8-16#	8mm@175c/c	8-20#	8mm@175c/c	4-12# 4-16#	8mm@175c/c	4-16# 4-20#	8mm@175c/c	4-16# 4-20#	8mm@175c/c		8mm@175c/c	8-20# 4-25#	8mm@175c/c	12-25#	8mm@175c/c
1st. Floor To 2nd. Floor	8-12#	8mm@175c/c	8-12#	8mm@175c/c	8-16#	8mm@175c/c	8-16#	8mm@175c/c	8-16#	8mm@175c/c	8-16#	8mm@175c/c	8-16#	8mm@175c/c	8-20#	8mm@175c/c	4-12# 4-16#	8mm@175c/c	4-16# 4-20#	8mm@175c/c	4-16# 4-20#	8mm@175c/c	8-20#	8mm@175c/c		8mm@175c/c		8mm@175c/c
2nd. Floor To 3rd. Floor	8-12#	8mm@175c/c	8-12#	8mm@175c/c	4-12# 4-16#	8mm@175c/c	4-12# 4-16#	8mm@175c/c	4-12# 4-16#	8mm@175c/c	4-12# 4-16#	8mm@175c/c	8-16#	8mm@175c/c	4-16# 4-20#	8mm@175c/c	4-12# 4-16#	8mm@175c/c	8-16#	8mm@175c/c	8-16#	8mm@175c/c	4-16# 4-20#	8mm@175c/c		8mm@175c/c		8mm@175c/c
3rd. Floor To 4th. Floor	8-12#	8mm@175c/c	8-12#	8mm@175c/c	8-12#	8mm@175c/c	8-12#	8mm@175c/c	8-12#	8mm@175c/c	8-12#	8mm@175c/c	4-12# 4-16#	8mm@175c/c	8-16#	8mm@175c/c	4-12# 4-16#	8mm@175c/c	4-12# 4-16#	8mm@175c/c	8-16#	8mm@175c/c	8-16#	8mm@175c/c		8mm@175c/c		8mm@175c/c
4th. Floor To (Terrace)	8-12#	8mm@175c/c	8-12#	8mm@175c/c	8-12#	8mm@175c/c	8-12#	8mm@175c/c	8-12#	8mm@175c/c	8-12#	8mm@175c/c	8-12#	8mm@175c/c	4-12# 4-16#	8mm@175c/c	4-12# 4-16#	8mm@175c/c	4-12# 4-16#	8mm@175c/c	4-12# 4-16#	8mm@175c/c	4-12# 4-16#	8mm@175c/c		8mm@175c/c		8mm@175c/c

COLUMN	A-1/A-176		A-2/A-8/A-183		A-3/A-9/A-33/A-39/A-71/ A-106/A-150/A-184/A-144/		A-4/A-6/A-65/A-68/A-70/A-105/ A-179/A-181		AF-5/AF-69/AF-104 AF-180		A-7/A-74/A-75/A-109/A-110/ A-138/A-139/A-182/		A-31/		A-32/A-37/		A-34/A-36/A-66/A-67/A-106/ A-145/A-147		AF-35/AF-146		A-38/		AF-99/AF-102	
Foundation To 1st. Floor	4-12# 4-16#	8mm@175c/c	4-16# 4-20#	8mm@175c/c	8-16#	8mm@175c/c	8-20# 4-25#	8mm@175c/c		8mm@175c/c	8-12#	8mm@175c/c	8-16#	8mm@175c/c	8-20#	8mm@175c/c	12-25#	8mm@175c/c		8mm@175c/c	8-20#	8mm@175c/c		8mm@175c/c
1st. Floor To 2nd. Floor	8-12#	8mm@175c/c	8-16#	8mm@175c/c	8-16#	8mm@175c/c	4-20# 4-25#	8mm@175c/c	8-16#	8mm@175c/c	8-12#	8mm@175c/c	8-16#	8mm@175c/c	8-20#	8mm@175c/c	8-25#	8mm@175c/c	8-20#	8mm@175c/c	8-20#	8mm@175c/c	4-16# 4-20#	8mm@175c/c
2nd. Floor To 3rd. Floor	8-12#	8mm@175c/c	4-12# 4-16#	8mm@175c/c	4-12# 4-16#	8mm@175c/c	8-20#	8mm@175c/c	8-15#	8mm@175c/c	8-12#	8mm@175c/c	8-15#	8mm@175c/c	4-16# 4-20#	8mm@175c/c	4-20# 4-25#	8mm@175c/c	4-16# 4-20#	8mm@175c/c	4-16# 4-20#	8mm@175c/c	8-16#	8mm@175c/c
3rd. Floor To 4th. Floor	8-12#	8mm@175c/c	8-12#	8mm@175c/c	8-12#	8mm@175c/c	4-16# 4-20#	8mm@175c/c	4-12# 4-16#	8mm@175c/c	8-12#	8mm@175c/c	4-12# 4-16#	8mm@175c/c	8-16#	8mm@175c/c	8-20#	8mm@175c/c	6-16#	8mm@175c/c	6-16#	8mm@175c/c	8-16#	8mm@175c/c
4th. Floor To (Terrace)	8-12#	8mm@175c/c	8-12#	8mm@175c/c	8-12#	8mm@175c/c	8-16#	8mm@175c/c	4-12# 4-16#	8mm@175c/c	8-12#	8mm@175c/c	8-12#	8mm@175c/c	4-12# 4-16#	8mm@175c/c	4-16# 4-20#	8mm@175c/c	6-16#	8mm@175c/c	4-12# 4-16#	8mm@175c/c	4-12# 4-16#	8mm@175c/c

SG STRUCTURES
MANISH GUPTA
B.E.[civil] M.Tech.[Stru.]

Grade Of Concrete
For Foundation/Raft/Pedustal= M25
For Stair Case= M25
For Column/Lift Wall= M25
For Beam & Slab= M25

Grade Of Reinforcement Steel
TMT Bar Fe 500D
[Primary Make(Tata,Jindal or Eq.)]

GENERAL NOTES:-

1. ALL DIMENSION AND LEVEL ARE IN MM & METER.
2. DO NOT SCALE THIS DRAWING WRITTEN DIMENSION ONLY.
3. THIS DRAWING SHOULD BE READ IN CONJUCTION WITH RELEVANT ARCHITECTURAL AND SERVICE DRAWING ANY DISCRIPANCY SHOULD BE IMMEDIATELY BROUGHT TO NOTICE.
4. ONLY LOAD BEARING WALLS ARE SHOWN IN PLAN OTHER WALLS SHALL BE STOPPED 1/2" BELOW SOFFIT OF BEAM/SLAB AND GAP FILLED WITH CE-MENT MORTER UNLESS OTHERWISE SHOWN IN ARCHITECTURAL DRAWING.

REINFORCEMENT DETAILS
Please Reffer Drawing ST/JAY/00

CONCRETE DETAILS
Please Reffer Drawing ST/JAY/00

REV.	DATE	DESCRIPTION	REMARKS
R1			
R2			
R3			
R4			

CLINT:-
G S Dreamhome LLP

ARCHITECTS:-
GRAPHITE DESIGN STUDIO
ARCHITECTS, INTERIOR DESIGNERS, PLANNERS
PLOT NO 68, JANAK PURI-I, JAUWALA PAHTAK, JAIPUR 302005
CONTACT NO. +91-9928334414, 0141-2594414
email: akshit@graphitedesignstudio.com

STRUCTURAL CONSULTANTS:-
SG STRUCTURES
A-36,1ST FLOOR, SUNDER SINGH BANDARI NAGAR, SWEJ FARM, NEW SANGANER ROAD, JAIPUR-302019
E-mail: sg.structures@gmail.com
Tel: 09772202219,0141-2297076

PROJECT TITLE:-
Dream Homz
Address- Khasra No. 1296 & 1306, Village-Makarwali, Pushkar Bypass, Ajmer- 305004 (Rajasthan)

DRG. TITLE:- BLOCK 'A'
COLUMN LAYOUT DETAIL

SCALE	DRG. NO.
SBC : 18.0 MT/Sq.M@1.8M Designed For - G + 4	ST/GD/JAY/01
RUPESH KHORWAL DRAFT BY	MANISH GUPTA DESIGN & CHK. BY.

DATE 11/12/2021	JOB.NO.	NORTH
PRINT ..../12/2021		

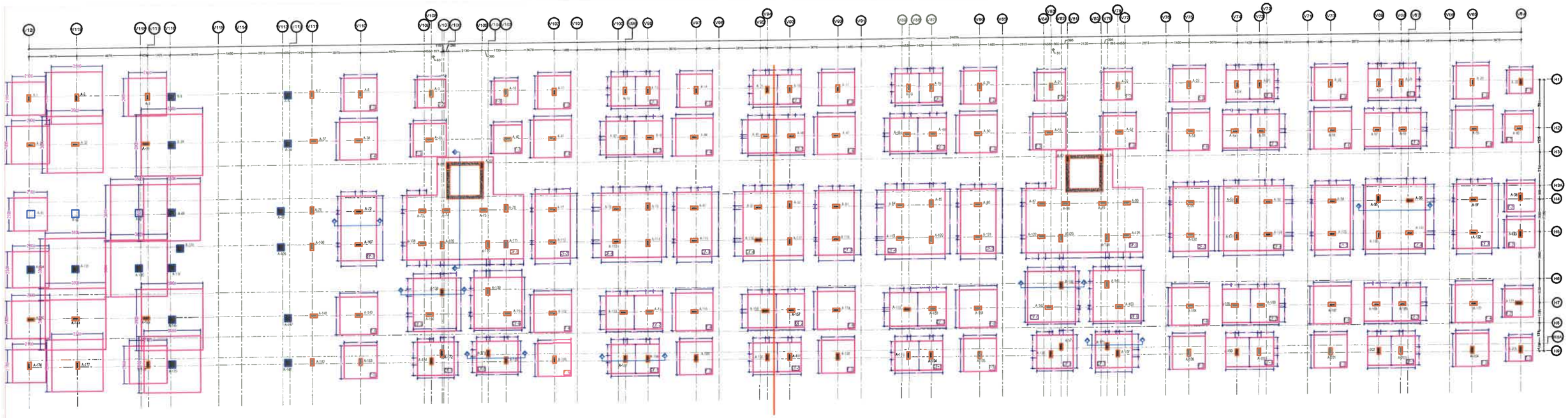

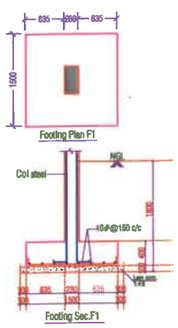

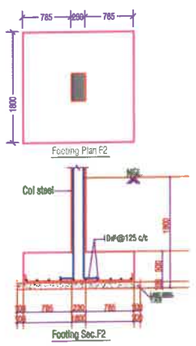

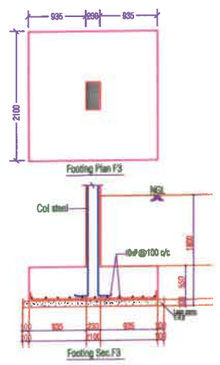

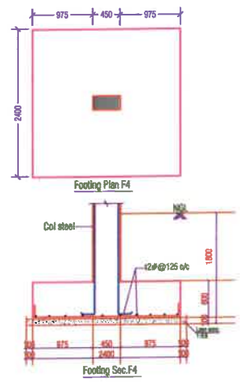

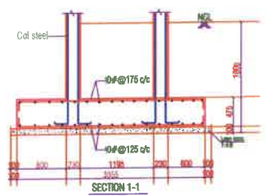

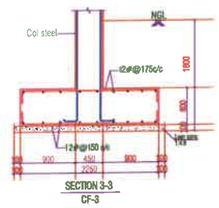

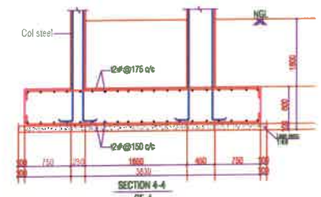

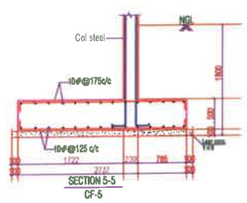

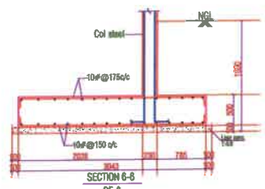

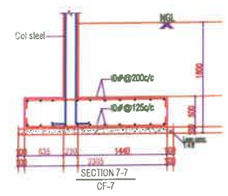

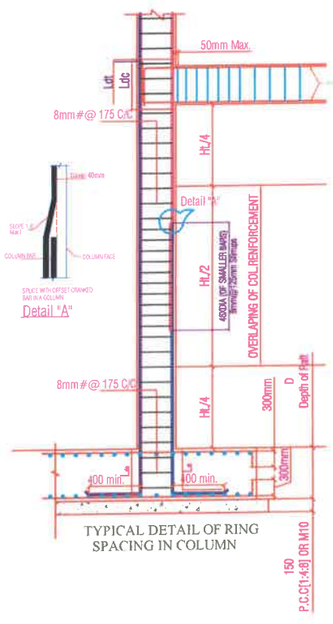

TYPICAL DETAIL OF RING SPACING IN COLUMN

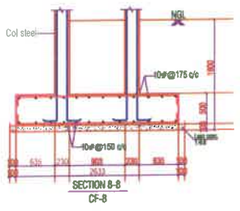

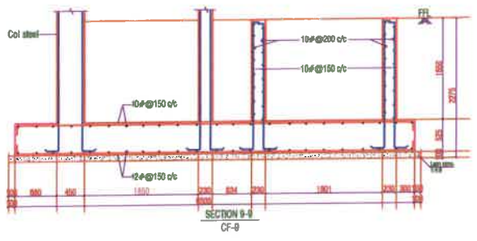

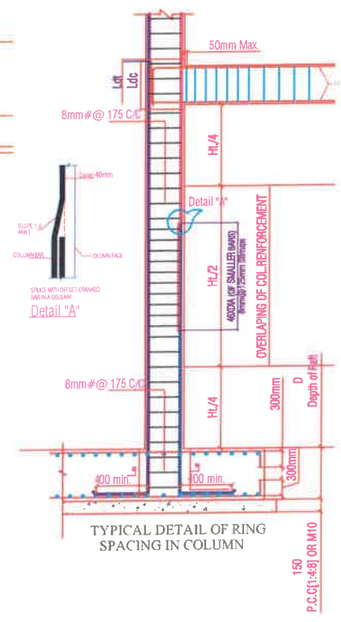

TYPICAL DETAIL OF RING SPACING IN COLUMN

SG STRUCTURES
MANISH GUPTA
B.E.[civil] M.Tech.[Stru.]

Grade Of Concrete
For Foundation/Raft/Pedustal= M25
For Stair Case= M25
For Column/Lift Wall= M25
For Beam & Slab= M25

Grade Of Reinforcement Steel
TMT Bar Fe 500D
[Primary Make(Tata,Jindal or Eq.)]

GENERAL NOTES:-

1. ALL DIMENSION AND LEVEL ARE IN MM & METER.
2. DO NOT SCALE THIS DRAWING WRITTEN DIMENSION ONLY.
3. THIS DRAWING SHOULD BE READ IN CONJUCTION WITH RELEVANT ARCHITECTURAL AND SERVICE DRAWING ANY DISCRIPANCY SHOULD BE IMMEDIATELY BROUGHT TO NOTICE.
4. ONLY LOAD BEARING WALLS ARE SHOWN IN PLAN OTHER WALLS SHALL BE STOPPED 1/2" BELOW SOFFIT OF BEAM/SLAB AND GAP FILLED WITH CE-MENT MORTER UNLESS OTHERWISE SHOWN IN ARCHITECTURAL DRAWING.

REINFORCEMENT DETAILS
Please Reffer Drawing ST/JAY/00
CONCRETE DETAILS
Please Reffer Drawing ST/JAY/00

REV.	DATE	DESCRIPTION	REMARKS
R1			
R2			
R3			
R4			

CLINT:-
G S Dreamhome LLP

ARCHITECTS:-
GRAPHITE DESIGN STUDIO
ARCHITECTS, INTERIOR DESIGNERS, PLANNERS
PLOT NO 68, JANAK PURI-I, IMLIWALA PAHAR, JAIPUR-302005
CONTACT NO. +91-9928334414, 0141-2594414
email: akshit@graphitedesignstudio.com

STRUCTURAL CONSULTANTS:-
SG STRUCTURES
A-36,1ST FLOOR, SUNDER SINGH BANDARI NAGAR, SWEJ FARM, NEW SANGANER ROAD, JAIPUR-302019
E-mail: sg.structures@gmail.com
Tel: 09772202219,0141-2297076

PROJECT TITLE:-
Dream Homz
Address- Khasra No. 1296 & 1306, Village-Makarwali, Pushkar Bypass, Ajmer- 305004 (Rajasthan)

DRG. TITLE:- BLOCK 'A'
FOUNDATION SECTION LAYOUT DETAIL

SCALE	DRG. NO.
SBC : 18.0 MT/Sq M@1.8M Designed For G + 4	ST/GD/JAY/02
RUPESH KHORWAL DRAFT BY	MANISH GUPTA DESIGN & CHK. BY.
DATE 11/12/2021 PRINT ..../12/2021	JOB.NO. / NORTH

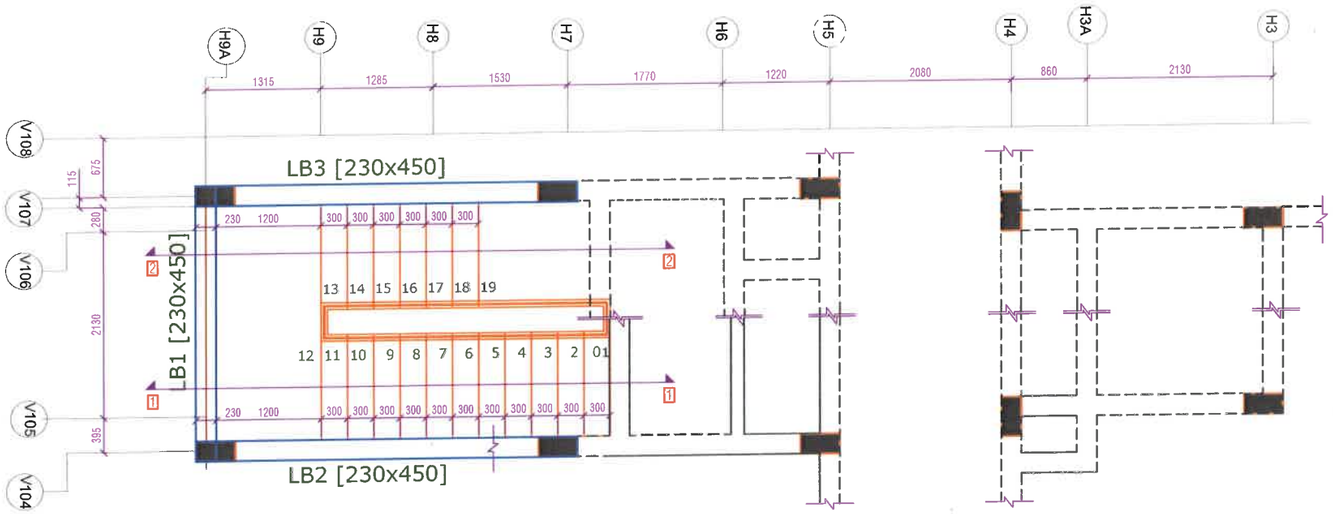

GROUND FLOOR TO FIRST FLOOR

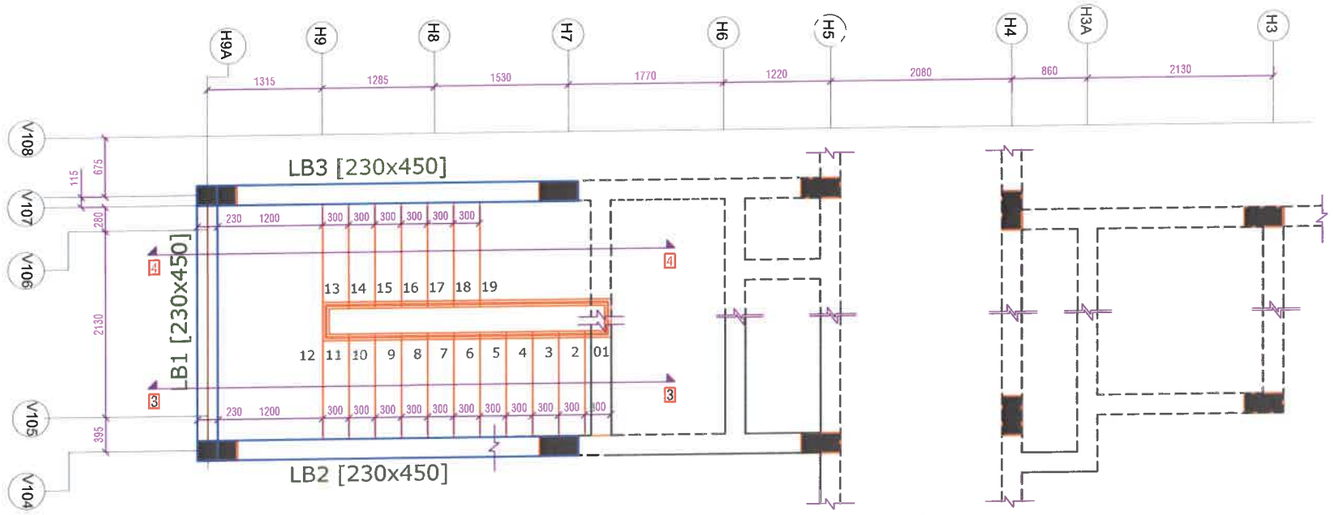

FIRST FLOOR TO SECOND FLOOR
UPEER FLOOR ARE TYPICAL

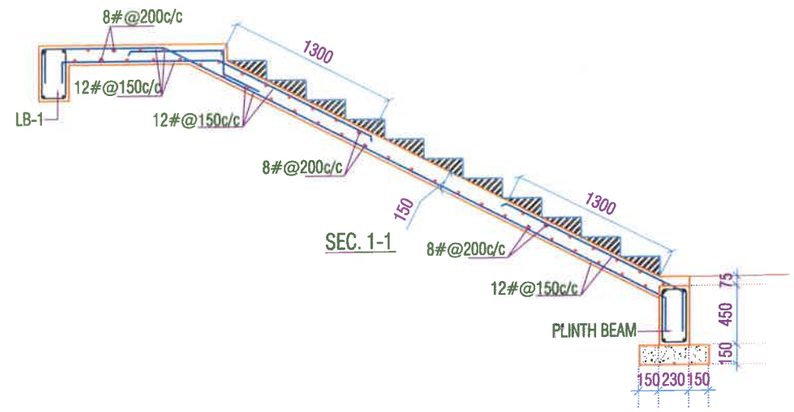

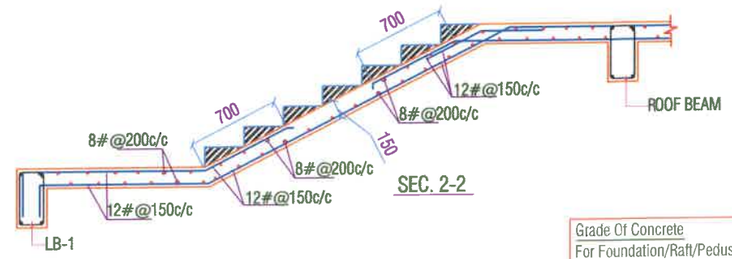

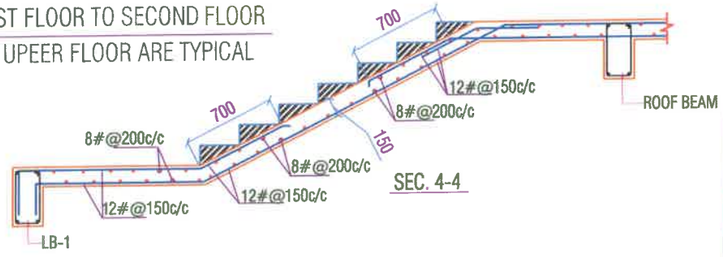

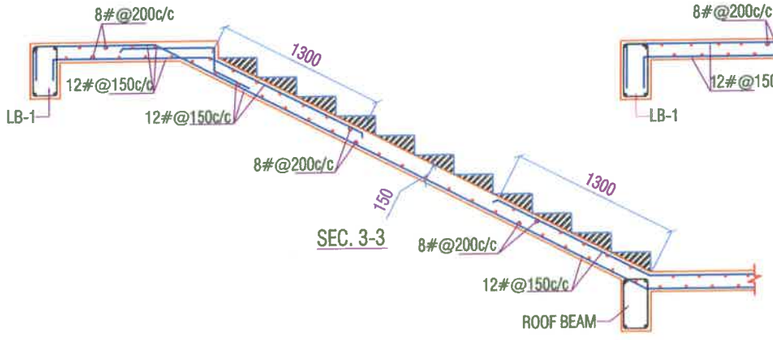

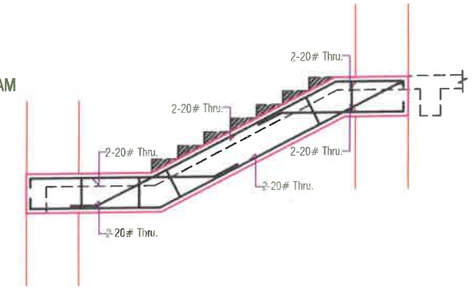

LB-3 (230X450)

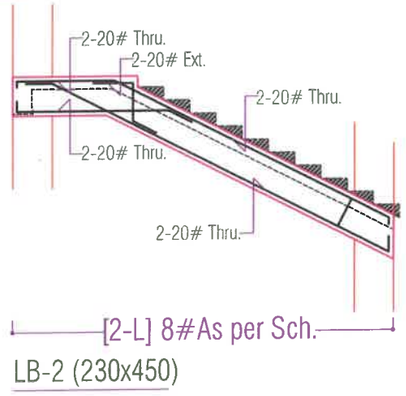

LB-2 (230x450)

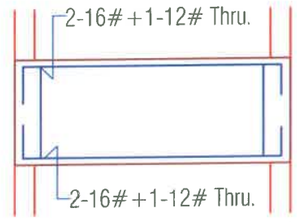

LB-1 (230x450)

Grade Of Concrete
For Foundation/Raft/Pedustal= M25
For Stair Case= M25
For Column/Lift Wall= M25
For Beam & Slab= M25

Grade Of Reinforcement Steel
TMT Bar Fe 500D
(Primary Make(Tata,Jindal or Eq.))

GENERAL NOTES:-

1. ALL DIMENSION AND LEVEL ARE IN MM & METER.
2. DO NOT SCALE THIS DRAWING WRITTEN DIMENSION ONLY.
3. THIS DRAWING SHOULD BE READ IN CONJUCTION WITH RELEVANT ARCHIECTURAL AND SERVICE DRAWING ANY DISCRIPANCY SHOULD BE IMMEDIATELY BROUGHT TO NOTICE.
4. ONLY LOAD BEARING WALLS ARE SHOWN IN PLAN OTHER WALLS SHALL BE STOPPED 1/2" BELOW SOFFIT OF BEAM/SLAB AND GAP FILLED WID WITH CEMENT MORTER UNLESS OTHERWISE SHOWN IN ARCHITECTURAL DRAWING.

REINFORCEMENT DETAILS
Please Reffer Drawing ST/JAY/00

CONCRETE DETAILS
Please Reffer Drawing ST/JAY/00

REV.	DATE	DESCRIPTION	CHK. BY
R1			
R2			
R3			
R4			

CLINT:-
G S Dreamhome LLP

ARCHITECTS:-
GRAPHITE DESIGN STUDIO
ARCHITECTS, INTERIOR DESIGNERS, PLANNERS
PLOT NO.68, JAWAHAR PURA, JAGATPURA, JAIPUR-302005
CONTACT NO.: +91-9928334414, 0141-2394414
email: ar.shi@graphitedesignstudio.com

STRUCTURAL CONSULTANTS:-
SG STRUCTURES
A-38,1ST FLOOR, SUNDER SINGH SANDARI NAGAR, SWEJ FARM, NEW SANGANER ROAD, JAIPUR-302019
E-mail: sg.structures@gmail.com
Tel: 09772202219,0141-2297076

PROJECT TITLE:-
Dream Homz
Address- Khasra No. 1296 & 1306, Village-Makarwali, Pushkar Bypass, Ajmer- 305004 (Rajasthan)

DRG. TITLE:- BLOCK 'A'(A)
STAIR CASE LAYOUT & DETAIL

SCALE	DRG. NO.
SBC = 18.0 MT/Sq.M w.r.t BM. Designed For : G + 4	ST/GD/JAY/03
DESIGN: PRASHANT	DRAFT BY: VIKASH KUMWAT
CHK. BY: PRASHANT	APPROVED BY: MANISH GUPTA
DATE 09/07/2022	JOB.NO.
PRINT 09/07/2022	NORTH

SG STRUCTURES
MANISH GUPTA
B.E.[civil] M.Tech.[Stru.]

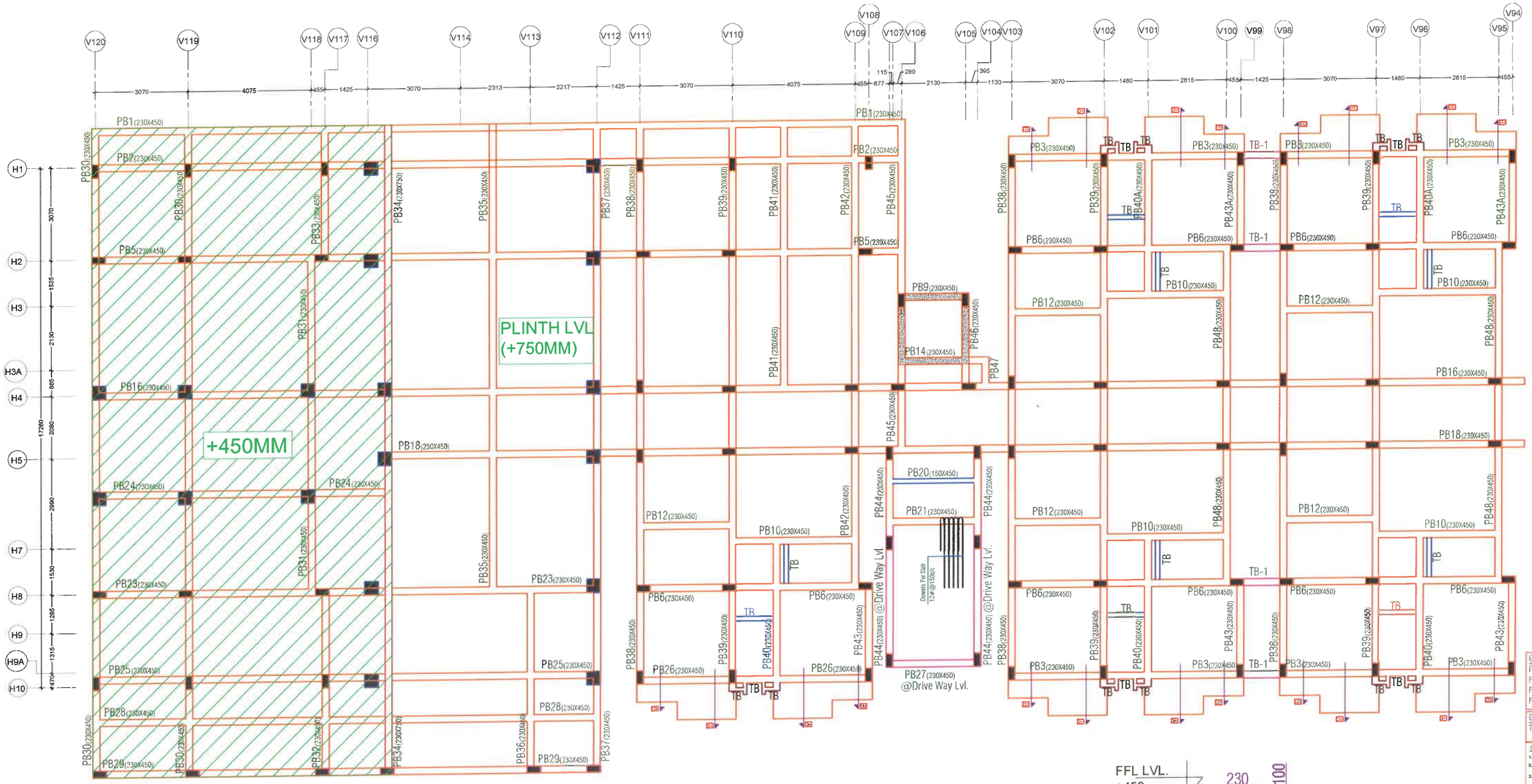

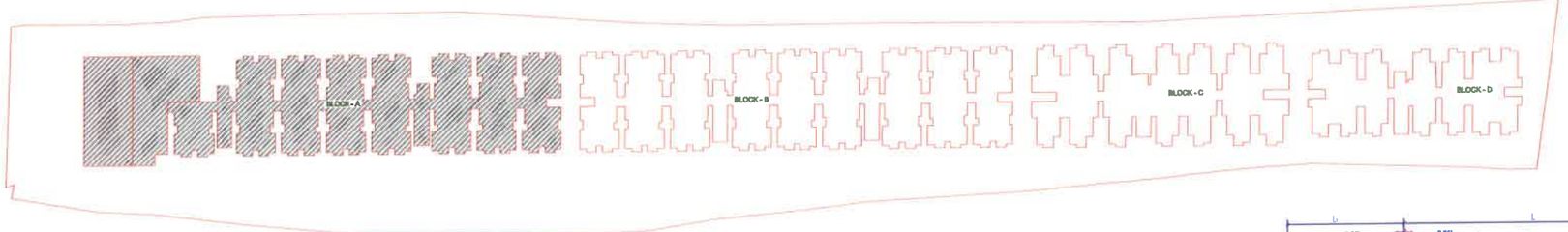

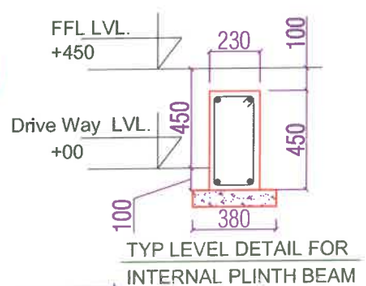

TYP LEVEL DETAIL FOR
INTERNAL PLINTH BEAM

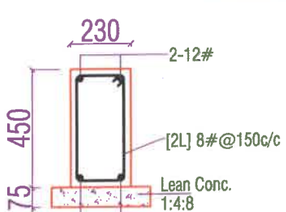

TB-1 (230X450)
Drive Way Lvl.

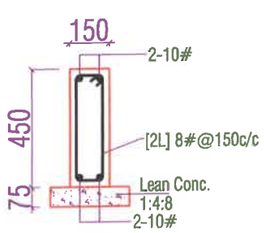

TB

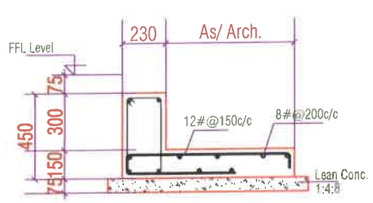

SEC A-A

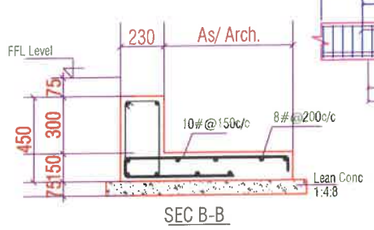

SEC B-B

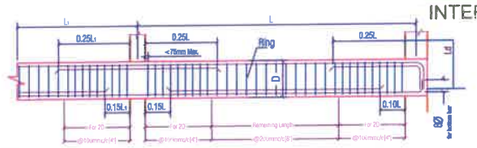

SIMPLIFIED CURTAILMENT AND STIRRUPS RULE FOR CONTINUOUS BEAMS
(Ø = Diameter of Beam Main Steel)
(D = Total Depth of Beam)

SG STRUCTURES
MANISH GUPTA
B.E.[civil] M.Tech.[Stru.]

Grade Of Concrete
For Foundation/Raft/Pedustal= M25
For Stair Case= M25
For Column/Lift Wall= M25
For Beam & Slab= M25

Grade Of Reinforcement Steel
TMT Bar Fe 500D
[Primary Make(Tata,Jindal or Eq.)]

GENERAL NOTES:-

1. ALL DIMENSION AND LEVEL ARE IN MM & METER.
2. DO NOT SCALE THIS DRAWING WRITTEN DIMENSION ONLY.
3. THIS DRAWING SHOULD BE READ IN CONJUCTION WITH RELEVANT ARCHITECTURAL AND SERVICE DRAWING ANY DISCREPANCY SHOULD BE IMMEDIATELY BROUGHT TO NOTICE.
4. ONLY LOAD BEARING WALLS ARE SHOWN IN PLAN OTHER WALLS SHALL BE PROVIDED 1/2" BELOW SOFFIT OF BEAM/SLAB AND GAP FILLED WITH CEMENT MORTER UNLESS OTHERWISE SHOWN IN ARCHITECTURAL DRAWING.

REINFORCEMENT DETAILS
Please Refer Drawing ST/JAY/00

CONCRETE DETAILS
Please Refer Drawing ST/JAY/00

REVISION	DESCRIPTION	DATE
1.		
2.		
3.		
4.		
5.		

CLIENT:-
G S Dreamhome LLP

ARCHITECTS:-
GRAPHITE DESIGN STUDIO
ARCHITECTS, URBAN & TRANSPORT PLANNERS
1-B, NEW SANGANER ROAD, OPP. MAHESHWARI PLAZA, JAIPUR-302018
Ph. 0141-2370001, 2370002, 2370003
E-mail: info@graphitedesignstudio.com
Website: www.graphitedesignstudio.com

STRUCTURAL CONSULTANTS:-
SG STRUCTURES
A-98,1ST FLOOR, BLOCKER SINGH BANDAN NAGAR, SHIVJI PARK, NEW SANGANER ROAD, JAIPUR-302019
E-mail: sg.structures@gmail.com
Tel: 08172300218,0141-2397076

PROJECT TITLE:-
Dream Homz
Address-Khasra No. 1296 & 1306, Village-Makerwali, Pushkar Bypass, Ajmer- 305004 (Rajasthan)

DRG. TITLE:- BLOCK 'A'
PLINTH BEAM LAYOUT & DETAIL

SCALE	DRG. NO.
DBC - 16.0 MT/Sq.M - 1.8M Designed for - G + 4	ST/GD/JAY/04
SHANKAR DRAFT BY	MANISH GUPTA DESIGN & CHK. BY.
DATE 23/12/2022 JOB.NO.	NORTH
PRINT --/02/2022	

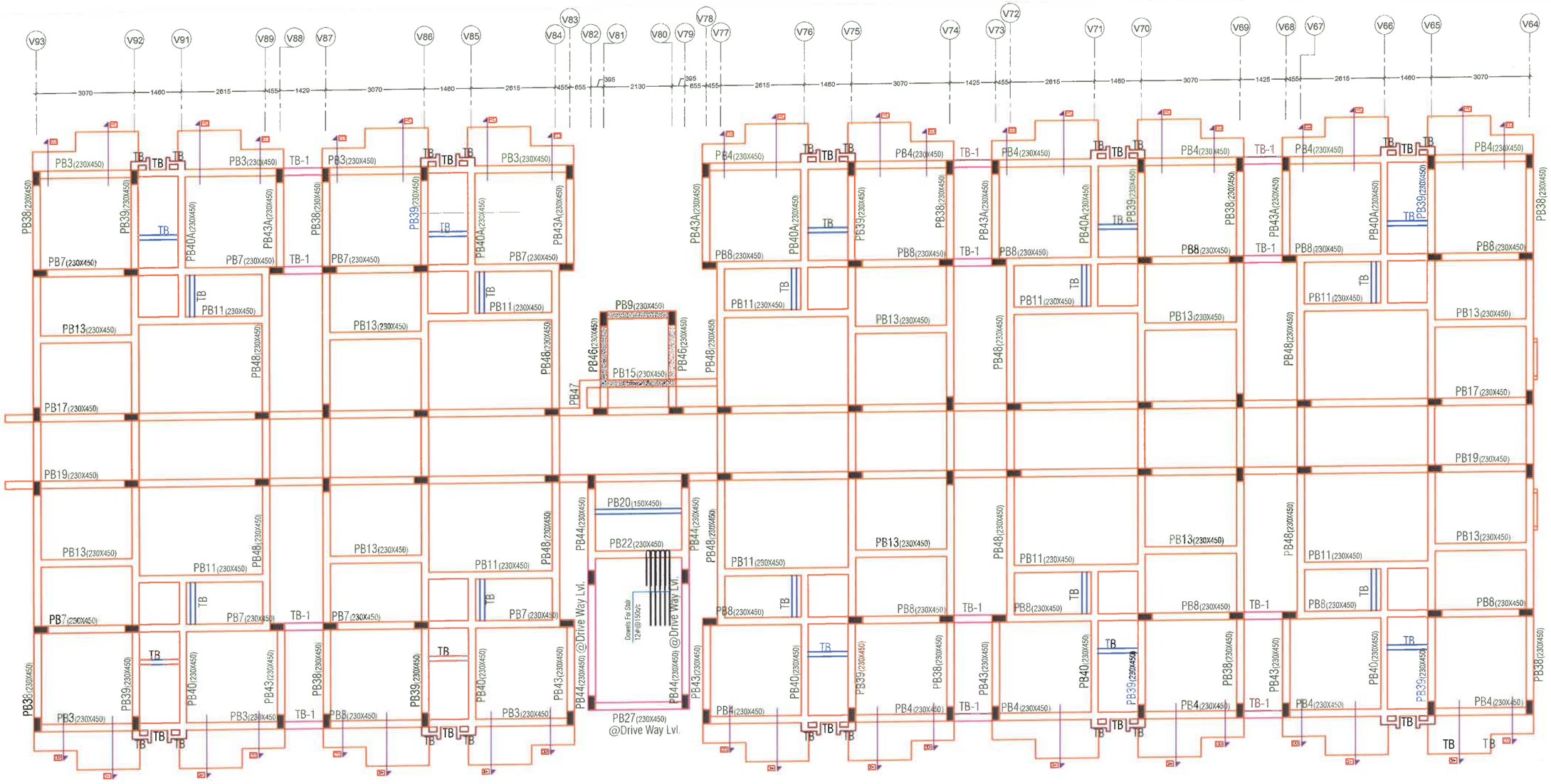

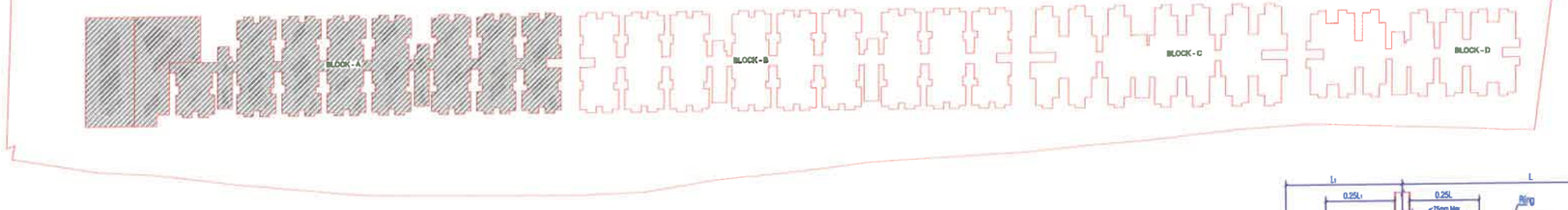

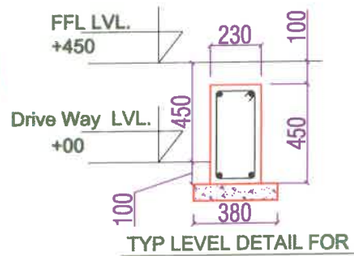

TYP LEVEL DETAIL FOR INTERNAL PLINTH BEAM

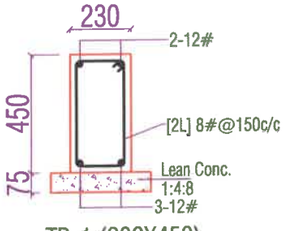

TB-1 (230X450)
Drive Way Lvl.

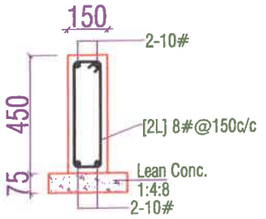

TB

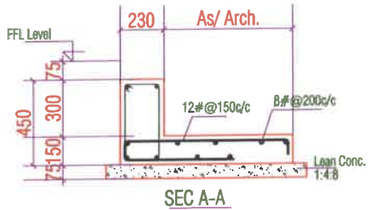

SEC A-A

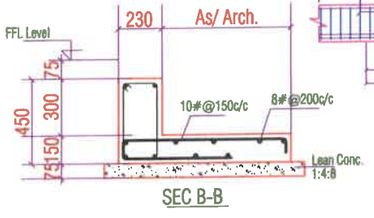

SEC B-B

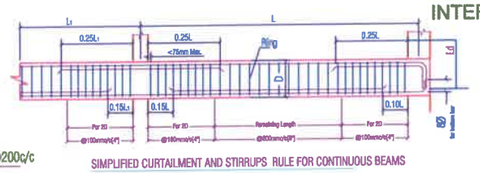

SIMPLIFIED CURTAILMENT AND STIRRUPS RULE FOR CONTINUOUS BEAMS
(Ø = Diameter of Beam Main Steel)
(D = Total Depth of Beam)

Grade Of Concrete
For Foundation/Raft/Pedustal= M25
For Stair Case= M25
For Column/Lift Wall= M25
For Beam & Slab= M25

Grade Of Reinforcement Steel
TMT Bar Fe 500D
(Primary Make(Tata,Jindal or Eq.))

GENERAL NOTES:-

1. ALL DIMENSION AND LEVEL ARE IN MM & METER.
2. DO NOT SCALE THIS DRAWING WRITTEN DIMENSION ONLY.
3. THIS DRAWING SHOULD BE READ IN CONJUCTION WITH RELEVANT ARCHITECTURAL AND STRUCT DRAWING ANY DISCREPANCY SHOULD BE IMMEDIATELY BROUGHT TO NOTICE.
4. ONLY LOAD BEARING WALLS ARE SHOWN IN PLAN OTHER WALLS SHALL BE STOPPED 1/2" BELOW BOTTO OF BEAM/SLAB AND SHP FILLED WITH CE-MENT MORTER UNLESS OTHERWISE SHOWN IN ARCHITECTURAL DRAWING.

REINFORCEMENT DETAILS
Please Refer Drawing ST/JAY/00

CONCRETE DETAILS
Please Refer Drawing ST/JAY/00

Rev. No.	Description	Date
1		
2		
3		
4		

CLIENT:-
G S Dreamhome LLP

ARCHITECTS:-
GRAPHITE DESIGN STUDIO
[illegible]

STRUCTURAL CONSULTANTS:-
SG STRUCTURES
A-86,1ST FLOOR, BLOCKER BHIM BANDAN NAGAR, BHILI FARM, NEW BAMBHERI ROAD, JAIPUR-302018
E-mail: sg.structures@gmail.com
Tel: 8077230218,8741-230779

PROJECT TITLE:-
Dream Homz
Address- Khasra No. 1296 & 1306, Village-Makarwali, Pushkar Bypass, Ajmer- 305004 (Rajasthan)

DRG. TITLE:- BLOCK 'A'
PLINTH BEAM LAYOUT & DETAIL

SCALE	DRG. NO.
SBC - 16.0 M/Sq M = 1.6M Designed For - G + 4	ST/GD/JAY/04a
CHANKAR DRAFT. BY	MANISH GUPTA DESIGN & CHK. BY.
DATE 23/12/2022 JOB.NO.	NORTH
PRINT .../02/2022	

SG STRUCTURES
MANISH GUPTA
B.E.[civil] M.Tech.[Stru.]

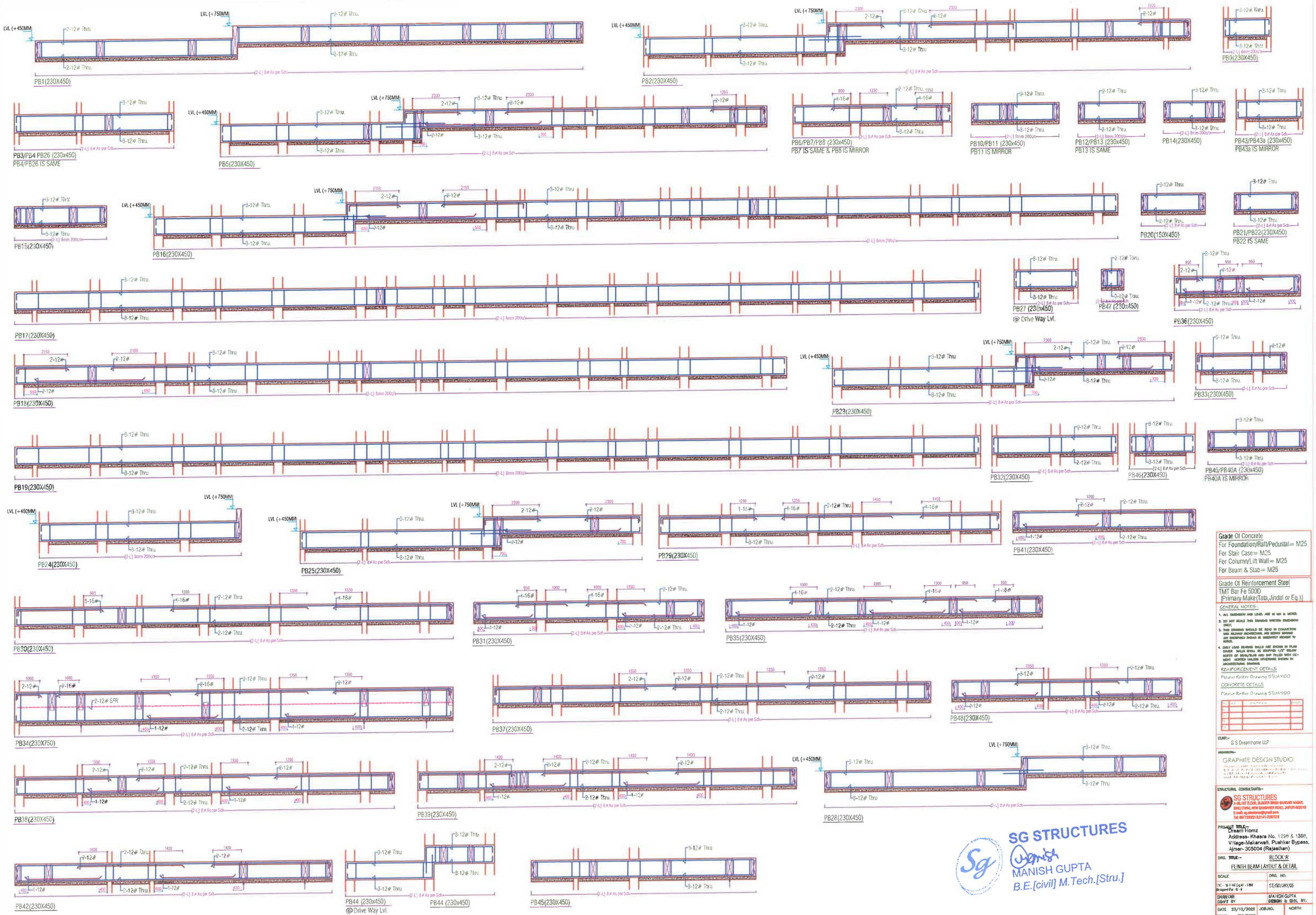

Grade Of Concrete
For Foundation/Raft/Pedustal= M25
For Stair Case= M25
For Column/Lift Wall= M25
For Beam & Slab= M25

Grade Of Reinforcement Steel
TMT Bar Fe 500D
(Primary Make(Tata,Jindal or Eq.))

GENERAL NOTES:-

1. ALL DIMENSION AND LEVEL ARE IN MM & METER.
2. DO NOT SCALE THIS DRAWING WRITTEN DIMENSION ONLY.
3. THIS DRAWING SHOULD BE READ IN CONJUCTION WITH RELEVANT ARCHITECTURAL AND OTHER DRAWING ANY DISCREPANCY SHOULD BE IMMEDIATELY BROUGHT TO NOTICE.
4. ONLY LOAD BEARING WALLS ARE SHOWN IN PLAN OTHER WALLS SHALL BE STRUPPED 1/2" BELOW SOFFIT OF BEAM/SLAB AND TAP FILLED WITH CEMENT MORTER UNLESS OTHERWISE SHOWN IN ARCHITECTURAL DRAWING.

REINFORCEMENT DETAILS
Please Refer Drawing STJAY/00

CONCRETE DETAILS
Please Refer Drawing STJAY/00

Rev. No.	Date	Description	Drawn
1.			
2.			
3.			
4.			

CLIENT:-
G S Dreamhome LLP

ARCHITECT:-
GRAPHITE DESIGN STUDIO

STRUCTURAL CONSULTANTS:-
SG STRUCTURES
A-88,1ST FLOOR, BLINDER SINGH BANDAN NAGAR, SHIVJI PARK, NEW SANGANER ROAD, JAIPUR-302019
E-mail: sg.structures@gmail.com
Tel: 9772302219,0141-2397019

PROJECT TITLE:-
Dream Homz
Address- Khasra No. 1298 & 1308, Village-Makarwali, Pushkar Bypass, Ajmer- 305004 (Rajasthan)

DRG. TITLE:- BLOCK 'A'
PLINTH BEAM LAYOUT & DETAIL

SCALE	DRG. NO.
1:100 (Original Size - 841 x 1189)	ST/GD/JAY/05
SHANKAR DRAFT BY	MANISH GUPTA DESIGN & CHK. BY.
DATE 23/12/2022	JOB.NO.
PRINT ..../02/2022	NORTH

SG STRUCTURES
MANISH GUPTA
B.E.[civil] M.Tech.[Stru.]

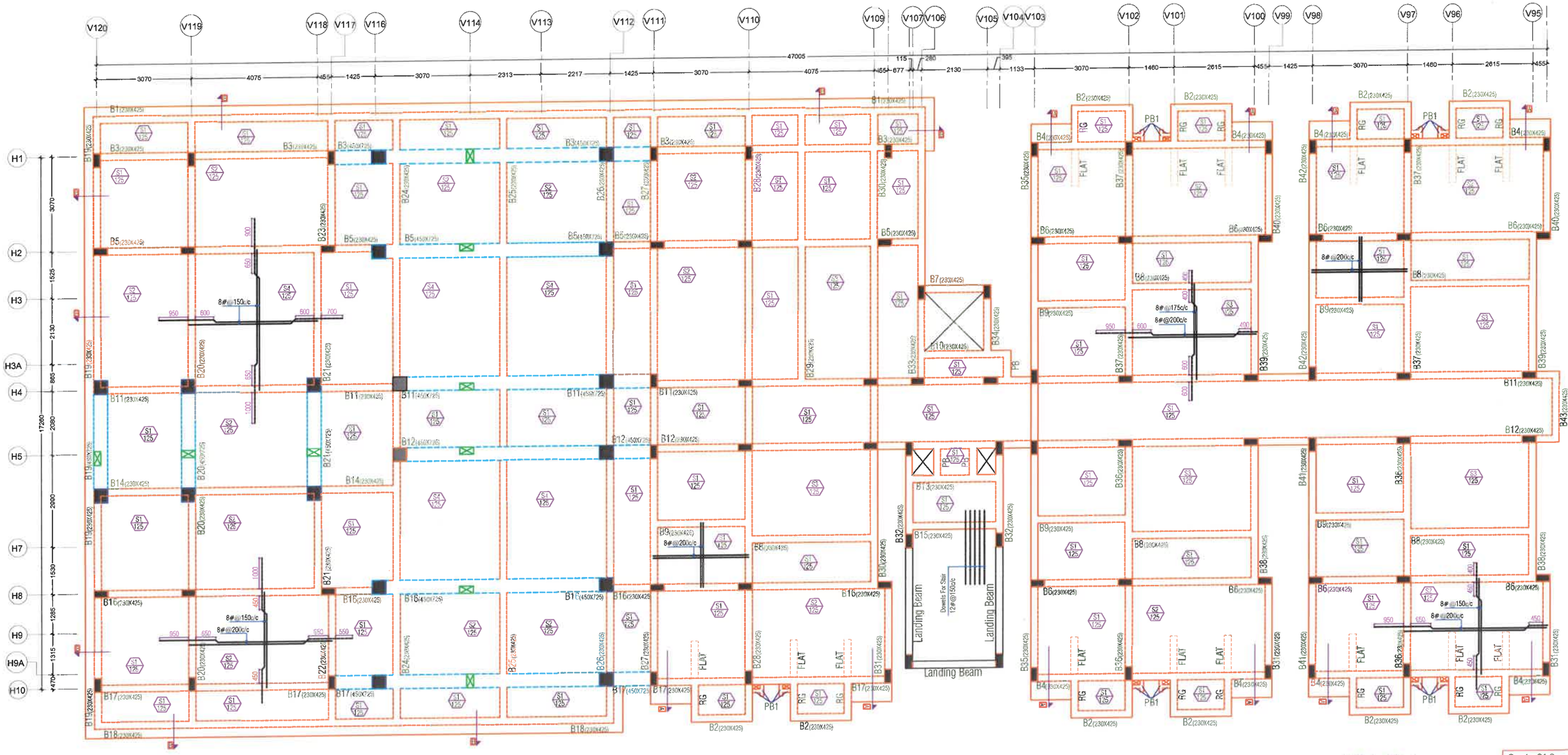

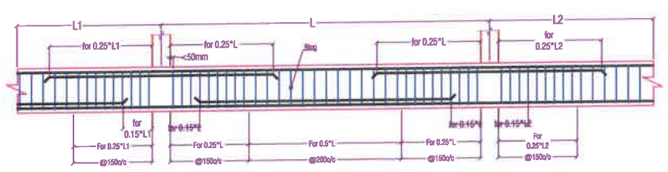

SIMPLIFIED CURTAILMENT AND STIRRUPS RULE FOR CONTINUOUS BEAMS

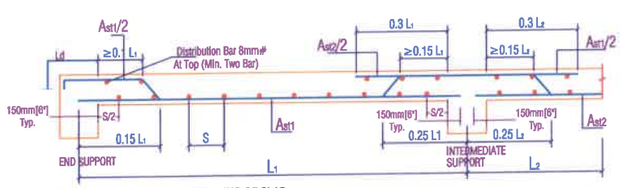

TYPICAL REINFORCEMENT DETAILING OF SLAB.
USING BENT- UP BARS (S = SPACING OF BARS)

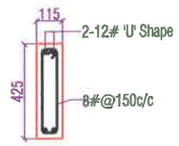

PB1 115X425

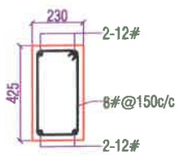

PB 230X425

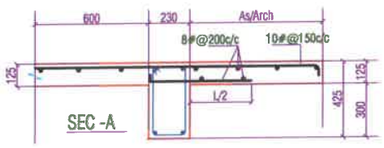

SEC -A

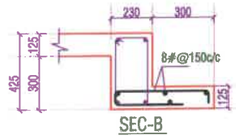

SEC-B

SG STRUCTURES
MANISH GUPTA
B.E.[civil] M.Tech.[Stru.]

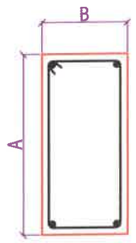

2-Legged Ring



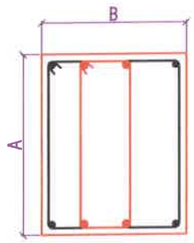

4-Legged Ring

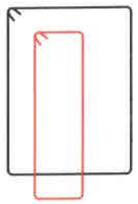

Grade Of Reinforcement Steel
TMT Bar Fe 500D
[Primary Make(Tata,Jindal or Eq.)]

GENERAL NOTES:-

1. ALL DIMENSION AND LEVEL ARE IN MM & METER.
2. DO NOT SCALE THIS DRAWING WRITTEN DIMENSION ONLY.
3. THIS DRAWING SHOULD BE READ IN CONJUCTION WITH RELEVANT ARCHITECTURAL AND SERVICE DRAWING ANY DISCREPANCY SHOULD BE IMMEDIATELY BROUGHT TO NOTICE.
4. ONLY LOAD BEARING WALLS ARE SHOWN IN PLAN OTHER WALLS SHALL BE STOPPED 1/2" BELOW SOFFIT OF BEAM/SLAB AND GAP FILLED WITH CEMENT MORTER UNLESS OTHERWISE SHOWN IN ARCHITECTURAL DRAWING.

REINFORCEMENT DETAILS

Please Refer Drawing ST/JAY/00

CONCRETE DETAILS

Please Refer Drawing ST/JAY/00

REV.	DATE	DESCRIPTION	REMARKS
R-1			
R-2			
R-3			
R-4			

Grade Of Concrete
For Foundation/Raft/Pedustal= M25
For **Stair Case**= M25
For Column/Lift Wall= M25
For Beam & Slab= M25

CLINT:-
G S Dreamhome LLP

ARCHITECTS:-
GRAPHITE DESIGN STUDIO
ARCHITECTS, INTERIOR DESIGNERS, PLANNERS
PLOT NO 68, JAHAK PURI-I, MUNWALA PAHTAK, JAIPUR 302005
CONTACT NO. +91-9928334414, 0141-2594414
email: akshit@graphitedesignstudio.com

STRUCTURAL CONSULTANTS:-
SG STRUCTURES
A-36,1ST FLOOR, SUNDER SINGH BANDARI NAGAR, SWEJ FARM, NEW SANGANER ROAD, JAIPUR-302018
E-mail: sg.structures@gmail.com
Tel: 09772922219,0141-2297076

PROJECT TITLE:-
Dream Homz
Address- Khasra No. 1296 & 1306,
Village-Makarwali, Pushkar Bypass,
Ajmer- 305004 (Rajasthan)

DRG. TITLE:- BLOCK 'A'(A)
GROUND FLOOR ROOF DETAIL

SCALE	DRG. NO.
SBC 18.0 MT/SqM at 1.8M Designed For G+4	ST/GD/JAY/06
RUPESH KHORWAL DRAFT BY	MANISH GUPTA DESIGN & CHK. BY.
DATE 07/05/2022 PRINT 28/05/2022	JOB.NO. / NORTH



Grade Of Concrete
For Foundation/Raft/Pedustal= M25
For Stair Case= M25
For Column/Lift Wall= M25
For Beam & Slab= M25

Grade Of Reinforcement Steel
TMT Bar Fe 500D
(Primary Make(Tata,Jindal or Eq.))

GENERAL NOTES:-

1. ALL DIMENSION AND LEVEL ARE IN MM & METER.
2. DO NOT SCALE THIS DRAWING WRITTEN DIMENSION ONLY.
3. THIS DRAWING SHOULD BE READ IN CONJUCTION WITH RELEVANT ARCHITECTURAL AND SERVICE DRAWING ANY DISCREPANCY SHOULD BE IMMEDIATELY BROUGHT TO NOTICE.
4. ONLY LOAD BEARING WALLS ARE SHOWN IN PLAN OTHER WALLS SHALL BE STOPPED 1/2" BELOW SOFFIT OF BEAM/SLAB AND GAP FILLED WITH CE-MENT MORTER UNLESS OTHERWISE SHOWN IN ARCHITECTURAL DRAWING.

REINFORCEMENT DETAILS

Please Reffer Drawing ST/JAY/00

CONCRETE DETAILS

Please Reffer Drawing ST/JAY/00

REV.	DATE	DESCRIPTION	REMARK
R1			
R2			
R3			
R4			

CLINT:-
G S Dreamhome LLP

ARCHITECTS:-
GRAPHITE DESIGN STUDIO
ARCHITECTS, INTERIOR DESIGNERS, PLANNERS
PLOT NO 68, JAWAR PURI-4 (KUWALA PANTAN) JAIPUR-302035
CONTACT NO. +91-9928334414, 0141-2594414
email: dkshitij@graphitedesignstudio.com

STRUCTURAL CONSULTANTS:-
SG STRUCTURES
A-36,1ST FLOOR, SUNDER SINGH BANDARI NAGAR, SWEI FARM, NEW SANGANER ROAD, JAIPUR-302019
E-mail: sg.structures@gmail.com
Tel: 00772202219,0141-2297076

PROJECT TITLE:-
Dream Homz
Address- Khasra No. 1296 & 1306, Village-Makarwali, Pushkar Bypass, Ajmer- 305004 (Rajasthan)

DRG. TITLE:- BLOCK 'A'(A)
GROUND FLOOR ROOF BEAM DETAIL

SCALE	DRG. NO.
SBC - 18.0 MT/Sq.M.= 1.8M Designed For - G + 4	ST/GD/JAY/07
DESIGN: PRASHANT	DRAFT BY: RUPESH KHORWAL
CHK. BY: PRASHANT	APPROVED BY: MANISH GUPTA
DATE 07/05/2022 PRINT 28/05/2022	JOB.NO. / NORTH

SG STRUCTURES
MANISH GUPTA
B.E.[civil] M.Tech.[Stru.]

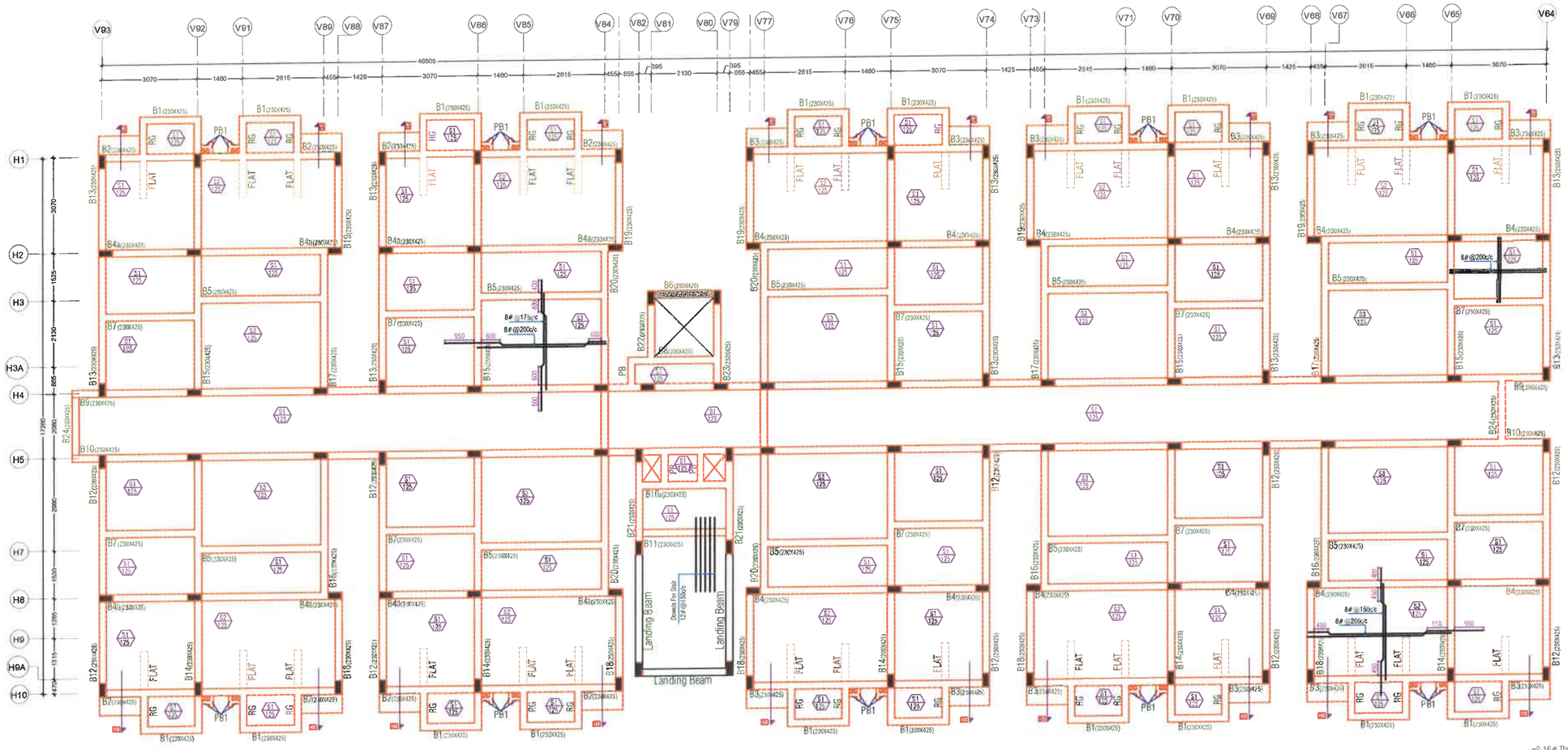

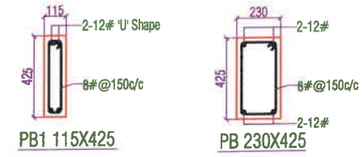

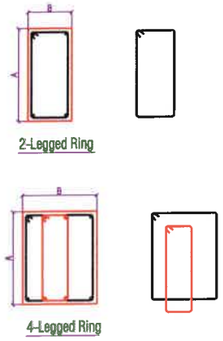

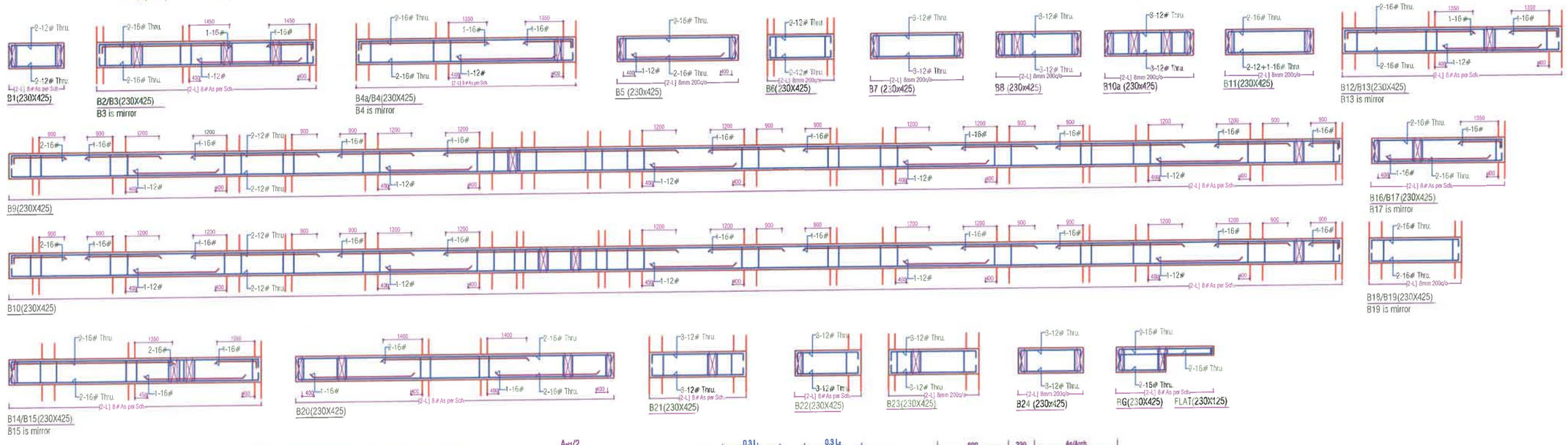

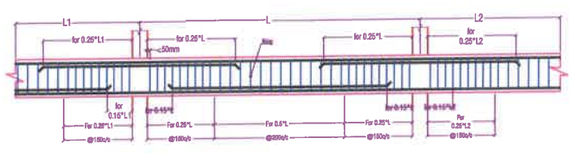

SIMPLIFIED CURTAILMENT AND STIRRUPS RULE FOR CONTINUOUS BEAMS

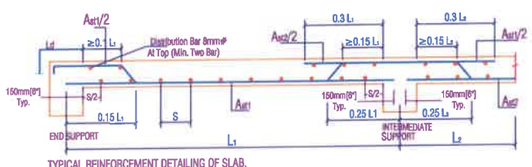

TYPICAL REINFORCEMENT DETAILING OF SLAB. USING BENT- UP BARS (S = SPACING OF BARS)

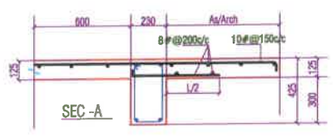

Grade Of Concrete
For Foundation/Raft/Pedustal= M25
For Stair Case= M25
For Column/Lift Wall= M25
For Beam & Slab= M25

Grade Of Reinforcement Steel
TMT Bar Fe 500D
(Primary Make(Tata,Jindal or Eq.))

GENERAL NOTES:-

1. ALL DIMENSION AND LEVEL ARE IN MM & METER.
2. DO NOT SCALE THIS DRAWING WRITTEN DIMENSION ONLY.
3. THIS DRAWING SHOULD BE READ IN CONJUCTION WITH RELEVANT ARCHITECTURAL AND SERVICE DRAWING ANY DISCREPANCY SHOULD BE IMMEDIATELY BROUGHT TO NOTICE.
4. ONLY LOAD BEARING WALLS ARE SHOWN IN PLAN OTHER WALLS SHALL BE STOPPED 1/2" BELOW SOFFIT OF BEAM/SLAB AND GAP FILLED WITH CEMENT MORTER UNLESS OTHERWISE SHOWN IN ARCHITECTURAL DRAWING.

REINFORCEMENT DETAILS

Please Reffer Drawing ST/JAY/00

CONCRETE DETAILS

Please Reffer Drawing ST/JAY/00

REV.	DATE	DESCRIPTION	REMARK
1			
2			
3			
4			

CLINT:-
G S Dreamhome LLP

ARCHITECTS:-
GRAPHITE DESIGN STUDIO
ARCHITECTS, INTERIOR DESIGNERS, PLANNERS
PLOT NO 68, JANAK PURI-I, MALWALA PANTHAK JAIPUR-302005
CONTACT NO. +91-9928334414, 0141-2594414
email: akshit@graphitedesignstudio.com

STRUCTURAL CONSULTANTS:-
SG STRUCTURES
A-36,1ST FLOOR, SUNDER SINGH BANDARI NAGAR, SWEJ FARM, NEW SANGANER ROAD, JAIPUR-302019
E-mail: sg.structures@gmail.com
Tel: 09772202219,0141-2297078

PROJECT TITLE:-
Dream Homz
Address- Khasra No. 1296 & 1306, Village-Makarwali, Pushkar Bypass, Ajmer- 305004 (Rajasthan)

DRG. TITLE:- BLOCK 'A'(B)
GROUND FLOOR ROOF DETAIL

SCALE	DRG. NO.
SBC - 18.0 MT/Sq.M+1.8M Designed For - G+4	ST/GD/JAY/08
DESIGN: PRASHANT	DRAFT BY: RUPESH KHORWAL
CHK. BY.: PRASHANT	APPROVED BY: MANISH GUPTA
DATE 07/05/2022 PRINT 26/05/2022	JOB.NO. / NORTH

SG STRUCTURES
MANISH GUPTA
B.E.[civil] M.Tech.[Stru.]

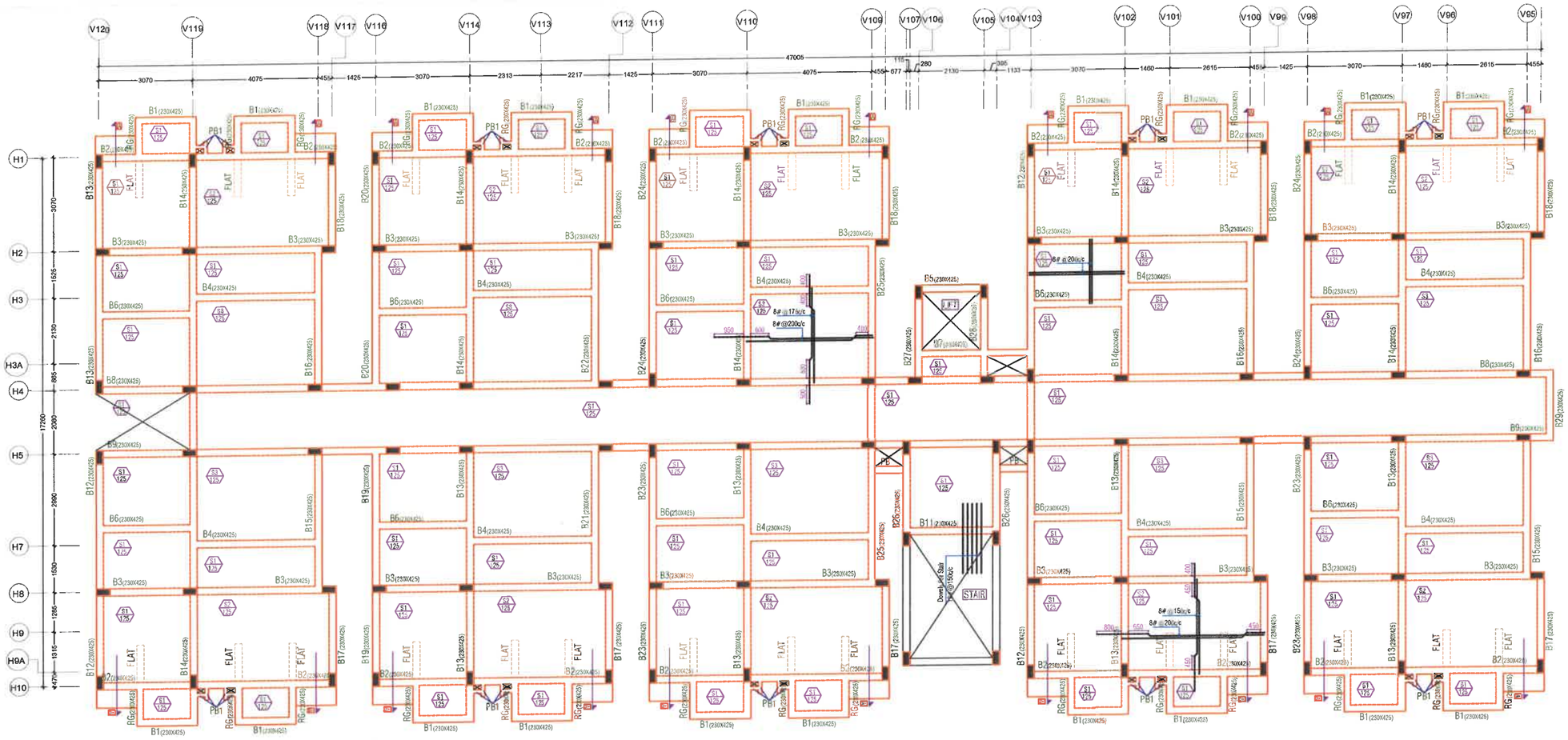

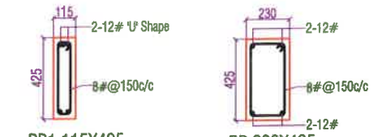

PB1 115X425

PB 230X425

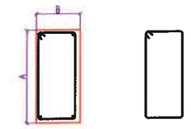

2-Legged Ring

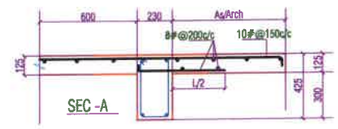

SEC -A

BEAM NO B10 IS REMOVE

Grade Of Concrete
For Foundation/Raft/Pedustal= M25
For Stair Case= M25
For Column/Lift Wall= M25
For Beam & Slab= M25
Grade Of Reinforcement Steel
TMT Bar Fe 500D [Primary Make(Tata,Jindal or Eq.)]

GENERAL NOTES:-

1. ALL DIMENSION AND LEVEL ARE IN MM & METER.
2. DO NOT SCALE THIS DRAWING WRITTEN DIMENSION ONLY.
3. THIS DRAWING SHOULD BE READ IN CONJUCTION WITH RELEVANT ARCHITECTURAL AND SERVICE DRAWING ANY DISCRIPANCY SHOULD BE IMMEDIATELY BROUGHT TO NOTICE.
4. ONLY LOAD BEARING WALLS ARE SHOWN IN PLAN OTHER WALLS SHALL BE STOPPED 1/2" BELOW SOFFIT OF BEAM/SLAB AND GAP FILLED WITH CEMENT MORTER UNLESS OTHERWISE SHOWN IN ARCHITECTURAL DRAWING.

REINFORCEMENT DETAILS

Please Reffer Drawing ST/JAY/00

CONCRETE DETAILS

Please Reffer Drawing ST/JAY/00

REV.	DATE	DESCRIPTION	REMARK
1			
2			
3			
4			

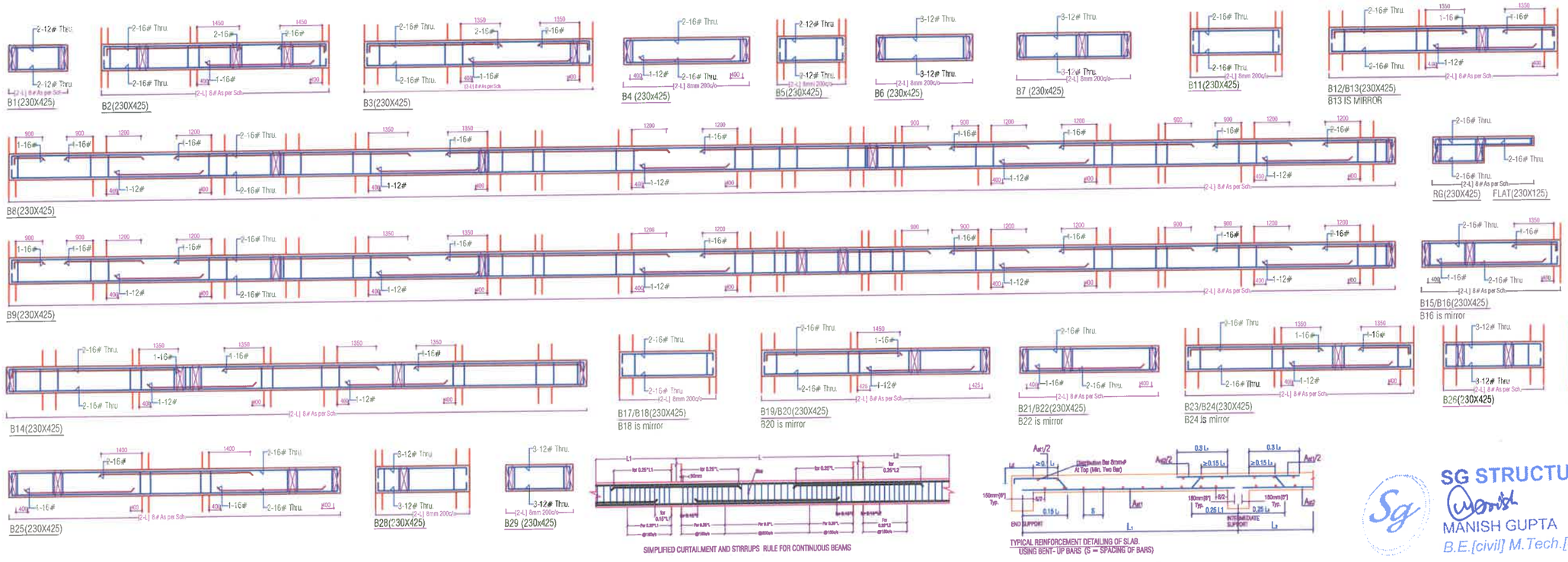

SIMPLIFIED CURTAILMENT AND STRRUPS RULE FOR CONTINUOUS BEAMS

TYPICAL REINFORCEMENT DETAILING OF SLAB. USING BENT- UP BARS (S = SPACING OF BARS)

SG STRUCTURES

MANISH GUPTA

B.E.[civil] M.Tech.[Stru.]

CLINT:-
G S Dreamhome LLP

ARCHITECTS:-
GRAPHITE DESIGN STUDIO
ARCHITECTS, INTERIOR DESIGNERS, PLANNERS
PLOT NO 68, JANAK PURI-I IMLIWALA FANTAI, JAIPUR 302005
CONTACT NO. +91-9928334414, 0141-2594414
email: akshit@graphitedesignstudio.com

STRUCTURAL CONSULTANTS:-
SG STRUCTURES
A-36,1ST FLOOR, SUNDER SINGH BANDARI NAGAR, SWEJ FARM, NEW SANGANER ROAD, JAIPUR-302019
E-mail: sg.structures@gmail.com
Tel: 09772202210,0141-2297078

PROJECT TITLE:-
Dream Homz
Address- Khasra No. 1296 & 1306, Village-Makarwali, Pushkar Bypass, Ajmer- 305004 (Rajasthan)

DRG. TITLE:- BLOCK 'A'(A) 1ST TO 3RD
TYPICAL FLOOR ROOF DETAIL

SCALE	DRG. NO.
SBC--18.0 MT/Sq.M.; 1.8M Designed For G+4	ST/GD/JAY/09
VIKASH KUMAWAT DRAFT BY	MANISH GUPTA DESIGN & CHK. BY.
DATE 29/08/2022 PRINT .../08/2022	JOB.NO. / NORTH

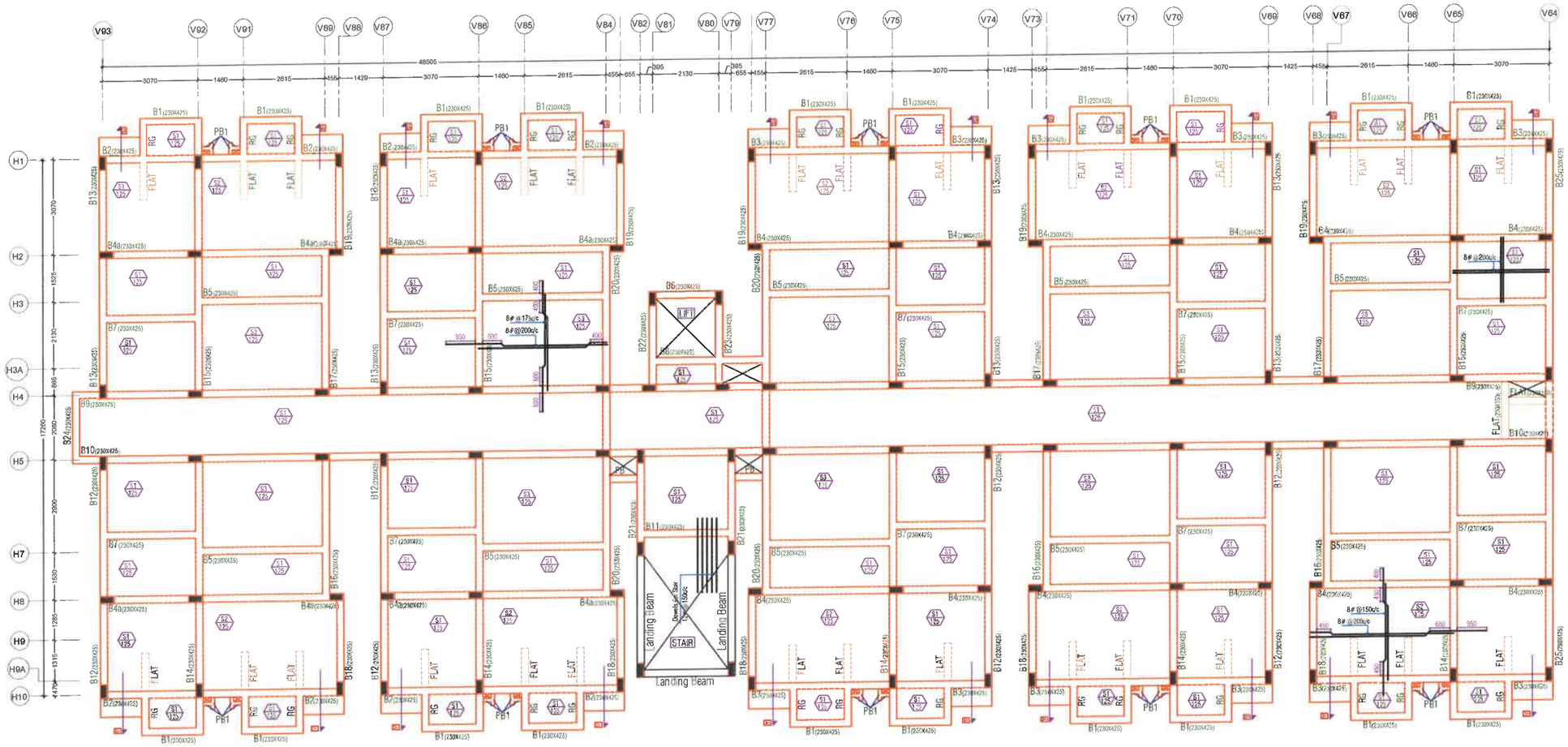

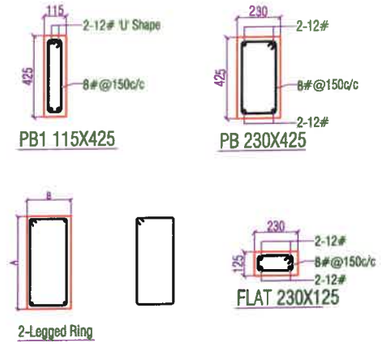

BEAM NO B10A IS REMOVE

Grade Of Concrete
For Foundation/Raft/Pedustal= M25
For Stair Case= M25
For Column/Lift Wall= M25
For Beam & Slab= M25

Grade Of Reinforcement Steel
TMT Bar Fe 500D
(Primary Make(Tata,Jindal or Eq.))

GENERAL NOTES:-

1. ALL DIMENSION AND LEVEL ARE IN MM & METER.
2. DO NOT SCALE THIS DRAWING WRITTEN DIMENSION ONLY.
3. THIS DRAWING SHOULD BE READ IN CONJUCTION WITH RELEVANT ARCHITECTURAL AND SERVICE DRAWING ANY DISCREPANCY SHOULD BE IMMEDIATELY BROUGHT TO NOTICE.
4. ONLY LOAD BEARING WALLS ARE SHOWN IN PLAN OTHER WALLS SHALL BE STOPPED 1/2" BELOW SOFFIT OF BEAM/SLAB AND GAP FILLED WITH CE-MENT MORTER UNLESS OTHERWISE SHOWN IN ARCHITECTURAL DRAWING.

REINFORCEMENT DETAILS
Please Reffer Drawing ST/JAY/00

CONCRETE DETAILS
Please Reffer Drawing ST/JAY/00

REV.	DATE	DESCRIPTION	REMARK
01			
02			
03			
04			

CLINT:-
G S Dreamhome LLP

ARCHITECTS:-
GRAPHITE DESIGN STUDIO
ARCHITECTS, INTERIOR DESIGNERS, PLANNERS
PLOT NO.68, JAWAHAR PURA, MUNWALA PANTHAK, JAIPUR-302005
CONTACT NO. +91-9928334414, 0141-2594414
email: akshit@graphitedesignstudio.com

STRUCTURAL CONSULTANTS:-
SG STRUCTURES
A-36,1ST FLOOR, SUNDER SINGH BANDARI NAGAR, SWEJ FARM, NEW SANGANER ROAD, JAIPUR-302019
E-mail: sg.structures@gmail.com
Tel: 09772202219,0141-2297076

PROJECT TITLE:-
Dream Homz
Address- Khasra No. 1296 & 1306, Village-Makarwali, Pushkar Bypass, Ajmer- 305004 (Rajasthan)

DRG. TITLE:-BLOCK 'A'(B) 1ST TO 3RD
TYPICAL FLOOR ROOF DETAIL

SCALE	DRG. NO.
SBC = 18.0 MT/Sq M x 1.5M Designed For - G + 4	ST/GD/JAY/10
DESIGN: PRASHANT	DRAFT BY: VIKASH KUMAWAT
CHK. BY: PRASHANT	APPROVED BY: MANISH GUPTA
DATE 29/08/2022 PRINT ..../08/2022	JOB.NO. / NORTH

SG STRUCTURES
MANISH GUPTA
B.E.[civil] M.Tech.[Stru.]

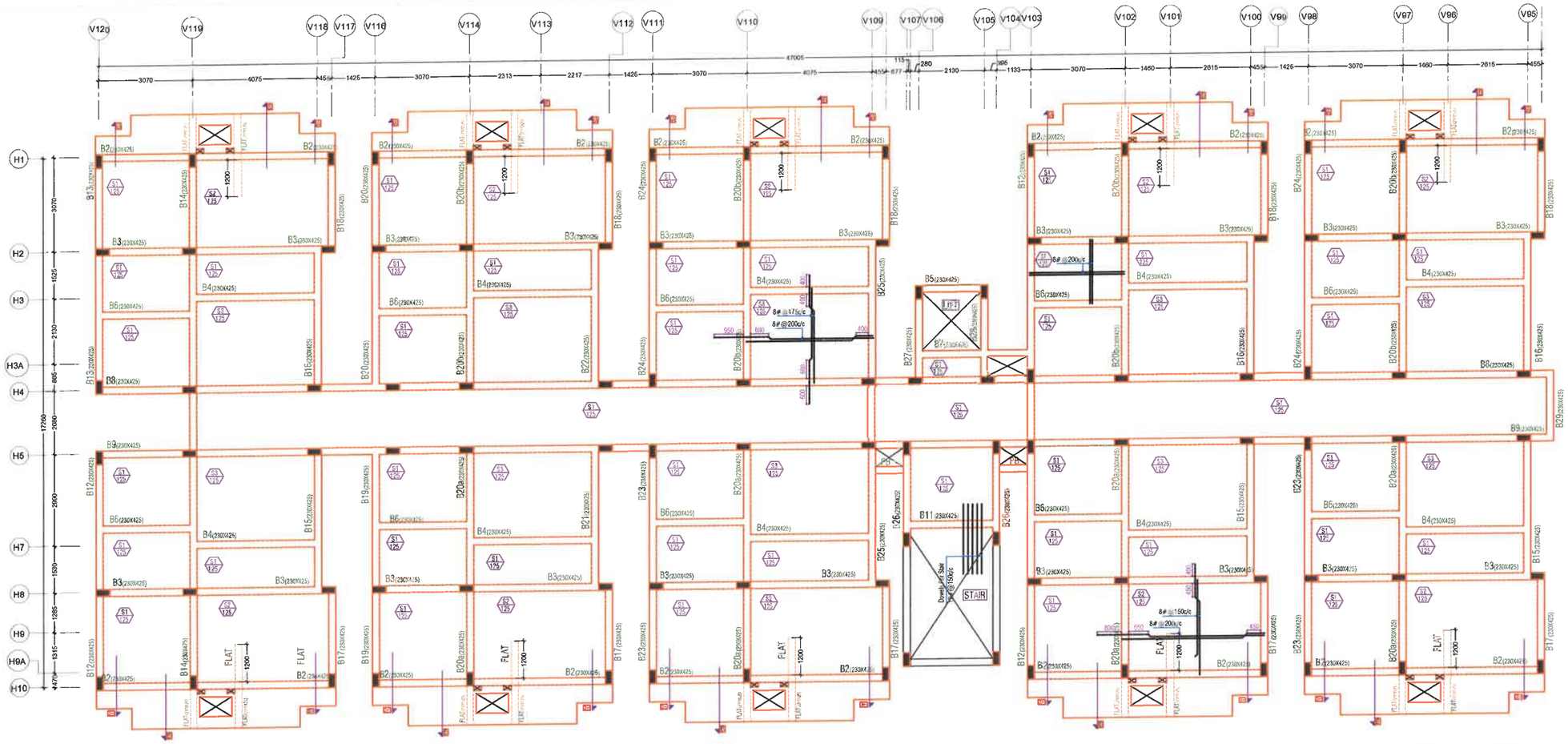

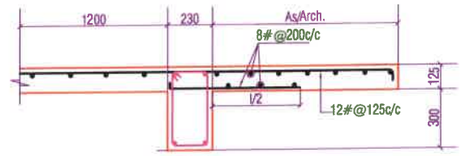

SEC-B

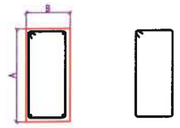

2-Legged Ring

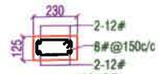

FLAT 230X125

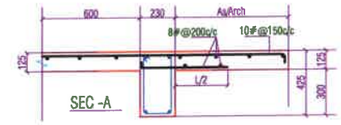

SEC -A

PB 230X425

BEAM NO B1&B10 IS REMOVE

Grade Of Concrete For Foundation/Raft/Pedustal= M25 For Stair Case= M25 For Column/Lift Wall= M25 For Beam & Slab= M25
Grade Of Reinforcement Steel TMT Bar Fe 500D (Primary Make(Tata,Jindal or Eq.))

GENERAL NOTES:-

1. ALL DIMENSION AND LEVEL ARE IN MM & METER.
2. DO NOT SCALE THIS DRAWING WRITTEN DIMENSION ONLY.
3. THIS DRAWING SHOULD BE READ IN CONJUCTION WITH RELEVANT ARCHITECTURAL AND SERVICE DRAWING ANY DISCRIPANCY SHOULD BE IMMEDIATELY BROUGHT TO NOTICE.
4. ONLY LOAD BEARING WALLS ARE SHOWN IN PLAN OTHER WALLS SHALL BE STOPPED 1/2" BELOW SOFFIT OF BEAM/SLAB AND GAP FILLED WITH CEMENT MORTER UNLESS OTHERWISE SHOWN IN ARCHITECTURAL DRAWING.

REINFORCEMENT DETAILS

Please Reffer Drawing ST/JAY/00

CONCRETE DETAILS

Please Reffer Drawing ST/JAY/00

REV.	DATE	DESCRIPTION	REMARK
R1			
R2			
R3			
R4			

CLINT:-
G S Dreamhome LLP

ARCHITECT:-
GRAPHITE DESIGN STUDIO
ARCHITECTS, INTERIOR DESIGNERS, PLANNERS
PLOT NO 68, JANAK PURI-4, IMLIWALA FANTAH, JAIPUR 302005
CONTACT NO. +91-9928334414, 0141-2594414
email: akshit@graphitedesignstudio.com

STRUCTURAL CONSULTANTS:-
SG STRUCTURES
A-36,1ST FLOOR, SUNDER SINGH BANDARI NAGAR, SMILI FARM, NEW SANGANER ROAD, JAIPUR-302019
E-mail: sg.structures@gmail.com
Tel: 0877720021 0,0141-2297078

PROJECT TITLE:-
Dream Homz
Address- Khasra No. 1296 & 1306, Village-Makarwali, Pushkar Bypass, Ajmer- 305004 (Rajasthan)

DRG. TITLE:- BLOCK 'A'(A)
4th FLOOR ROOF DETAIL

SCALE	DRG. NO.
SBC :-18.0 MT/Sq.M +/-1.8M Designed For :- G + 4	ST/GD/JAY/11
PRITHVI SINGH DRAFT BY	MANISH GUPTA DESIGN & CHK. BY.
DATE 17/01/2023 PRINT	JOB.NO. / NORTH

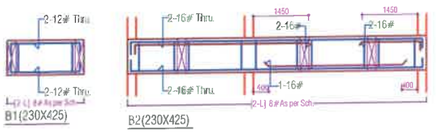

B1(230X425)

B2(230X425)

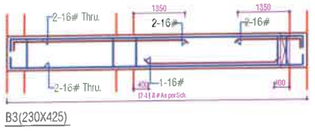

B3(230X425)

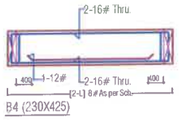

B4 (230X425)

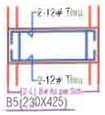

B5(230X425)

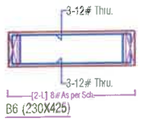

B6 (230X425)

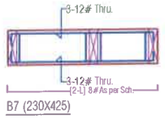

B7 (230X425)

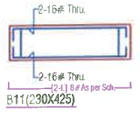

B11(230X425)

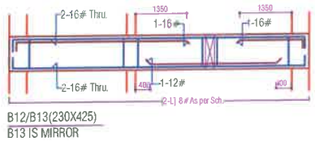

B12/B13(230X425)
B13 IS MIRROR

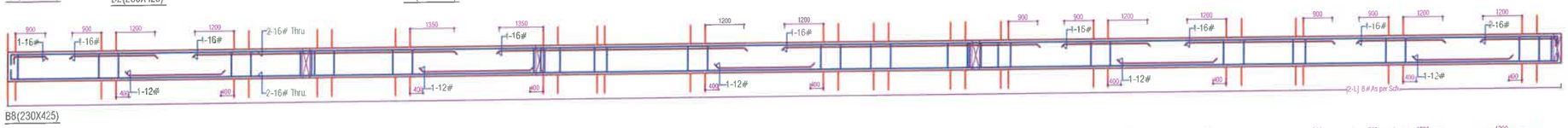

B8(230X425)

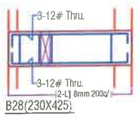

B28(230X425)

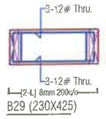

B29 (230X425)

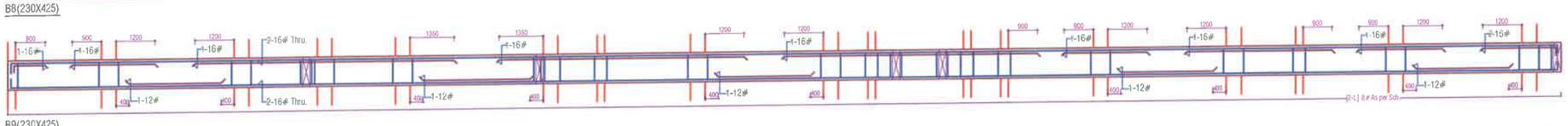

B9(230X425)

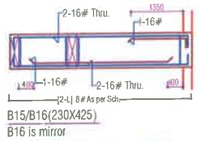

B15/B16(230X425)
B16 is mirror

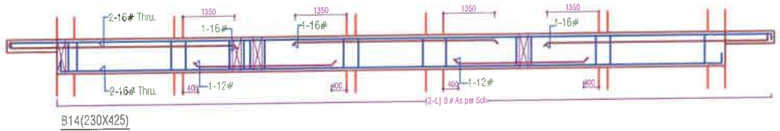

B14(230X425)

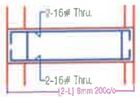

B17/B18(230X425)
B18 is mirror

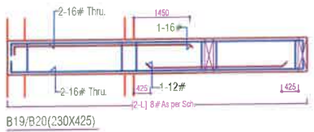

B19/B20(230X425)
B20 is mirror

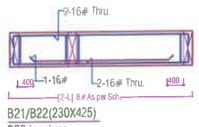

B21/B22(230X425)
B22 is mirror

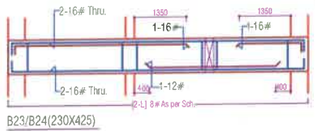

B23/B24(230X425)
B24 is mirror

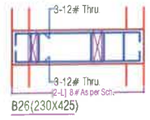

B26(230X425)

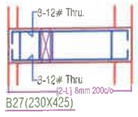

B27(230X425)

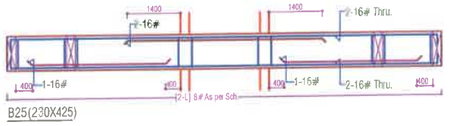

B25(230X425)

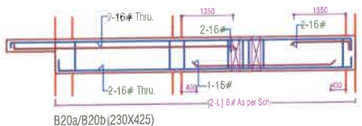

B20a/B20b(230X425)
B20b IS MIRROR

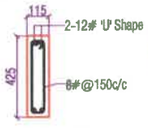

PB1 115X425



SIMPLIFIED CURTAILMENT AND STIRRUPS RULE FOR CONTINUOUS BEAMS

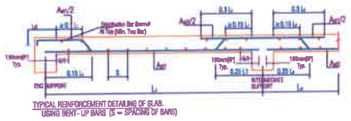

TYPICAL REINFORCEMENT DETAILING OF SLAB, USING BENT-UP BARS (S = SPACING OF BARS)

SG STRUCTURES
MANISH GUPTA
B.E.[civil] M.Tech.[Stru.]

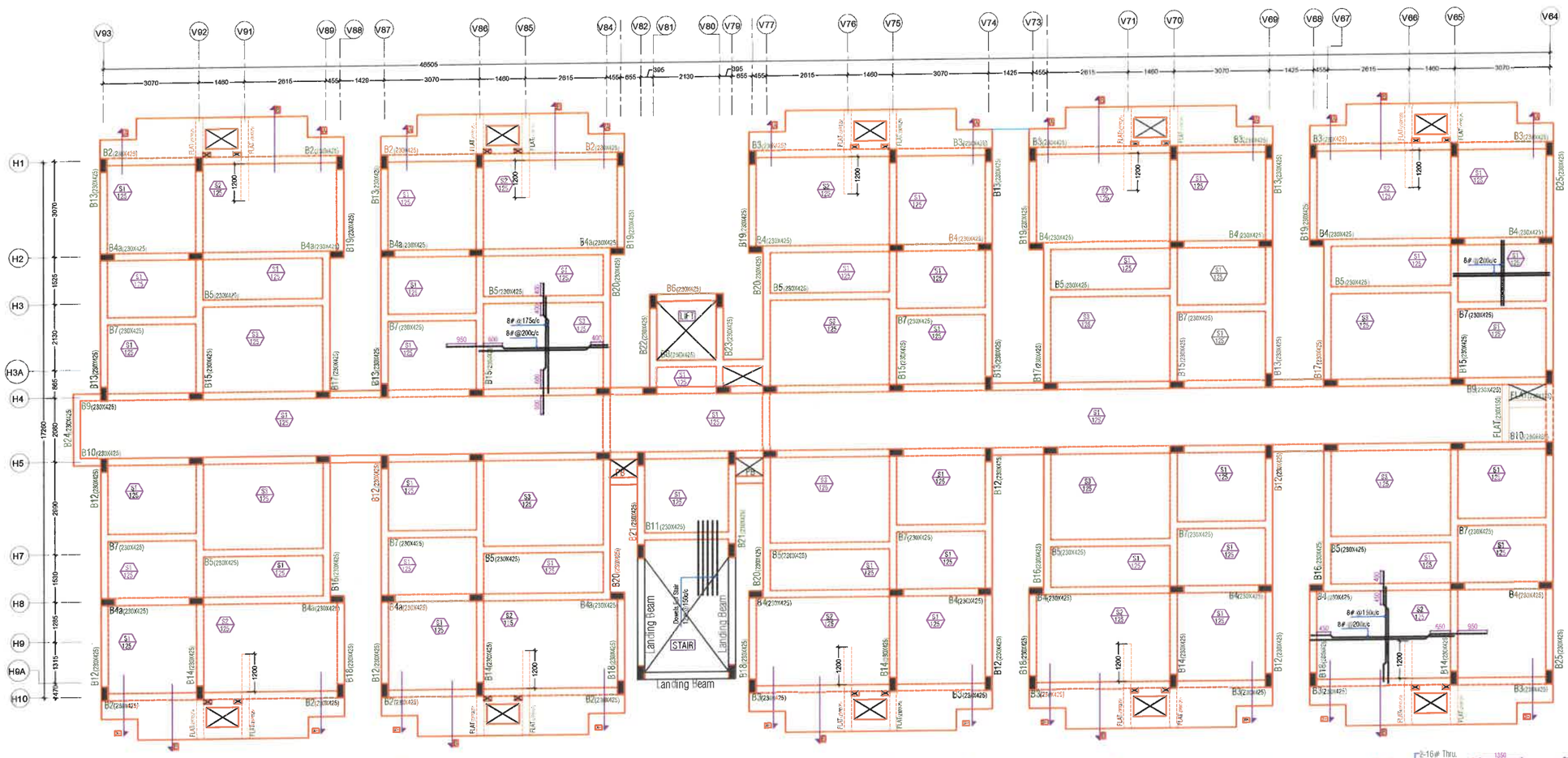

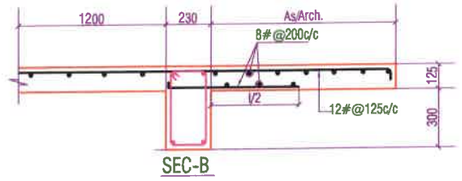

SEC-B

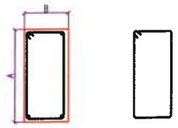

2-Legged Ring

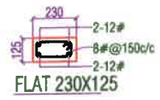

FLAT 230X125

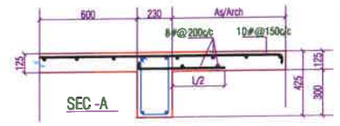

SEC -A

PB 230X425

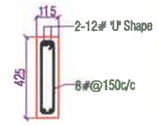

PB1 115X425

BEAM NO B1 IS REMOVE

Grade Of Concrete
For Foundation/Raft/Pedustal= M25
For Stair Case= M25
For Column/Lift Wall= M25
For Beam & Slab= M25

Grade Of Reinforcement Steel
TMT Bar Fe 500D
(Primary Make(Tata,Jindal or Eq.))

GENERAL NOTES:-

1. ALL DIMENSION AND LEVEL ARE IN MM & METER.
2. DO NOT SCALE THIS DRAWING WRITTEN DIMENSION ONLY.
3. THIS DRAWING SHOULD BE READ IN CONJUCTION WITH RELEVANT ARCHITECTURAL AND SERVICE DRAWING ANY DISCRIPANCY SHOULD BE IMMEDIATELY BROUGHT TO NOTICE.
4. ONLY LOAD BEARING WALLS ARE SHOWN IN PLAN OTHER WALLS SHALL BE STOPPED 1/2" BELOW SOFFIT OF BEAM/SLAB AND GAP FILLED WITH CEMENT MORTER UNLESS OTHERWISE SHOWN IN ARCHITECTURAL DRAWING.

REINFORCEMENT DETAILS
Please Reffer Drawing ST/JAY/00

CONCRETE DETAILS
Please Reffer Drawing ST/JAY/00

REV.	DATE	DESCRIPTION	REMARK
1			
2			
3			
4			

B1(230X425)

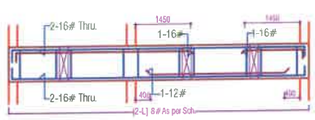

B2/B3(230X425)
B3 is mirror

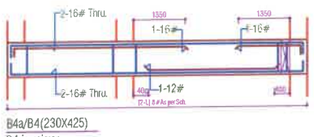

B4a/B4(230X425)
B4 is mirror

B5 (230X425)

B6(230X425)

B7 (230X425)

B8 (230X425)

B11(230X425)

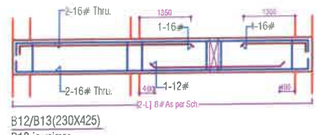

B12/B13(230X425)
B13 is mirror

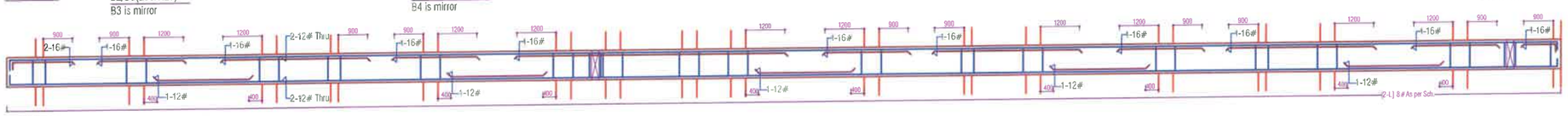

B9(230X425)

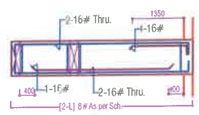

B16/B17(230X425)
B17 is mirror

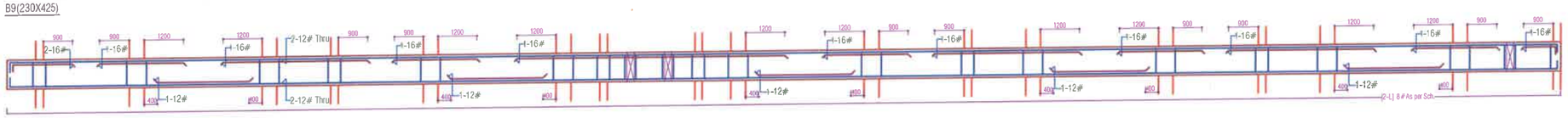

B10(230X425)

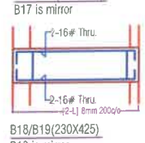

B18/B19(230X425)
B19 is mirror

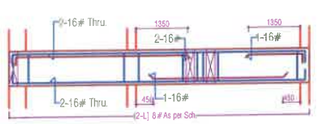

B14/B15(230X425)
B15 is mirror

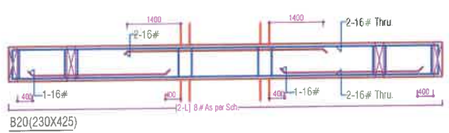

B20(230X425)

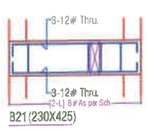

B21(230X425)

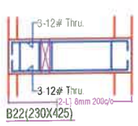

B22(230X425)

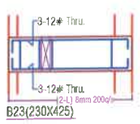

B23(230X425)

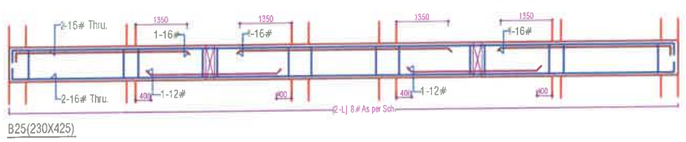

B25(230X425)

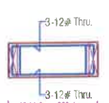

B24 (230X425)

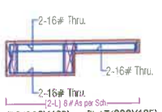

RG(230X425) FLAT(230X125)

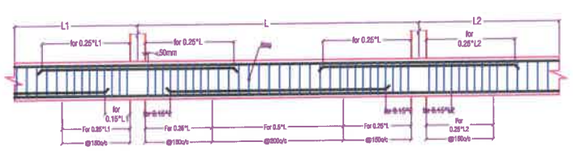

SIMPLIFIED CURTAILMENT AND STIRRUPS RULE FOR CONTINUOUS BEAMS

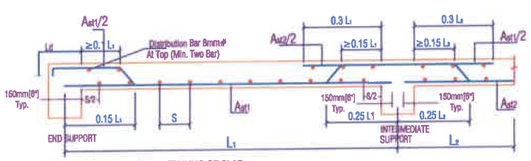

TYPICAL REINFORCEMENT DETAILING OF SLAB.
USING BENT- UP BARS (S = SPACING OF BARS)

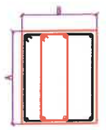

4-Legged Ring

SG STRUCTURES
MANISH GUPTA
B.E.[civil] M.Tech.[Stru.]

CLINT:-
G S Dreamhome LLP

ARCHITECTS:-
GRAPHITE DESIGN STUDIO
ARCHITECTS INTERIOR DESIGNERS, PLANNERS
PLOT NO 68, JANAK PURI-I (NUWALA PANTAN) JAIPUR-302035
CONTACT NO. +91-9928334414, 0141-2594414
email: akshit@graphitedesignstudio.com

STRUCTURAL CONSULTANTS:-
SG STRUCTURES
A-36,1ST FLOOR, SUNDER SINGH BANDARI NAGAR, SWEJ FARM, NEW SANGANER ROAD, JAIPUR-302019
E-mail: sg.structures@gmail.com
Tel: 09772202119,0141-2297078

PROJECT TITLE:-
Dream Homz
Address- Khasra No. 1296 & 1306, Village-Makarwali, Pushkar Bypass, Ajmer- 305004 (Rajasthan)

DRG. TITLE:- BLOCK 'A'(B)
4th FLOOR ROOF DETAIL

SCALE	DRG. NO.
SBC : 18.0 MT/Sq.Mtr 1.5M Designed For : G + 4	ST/GD/JAY/12
DESIGN: PRASHANT	DRAFT BY: PRITHVI SINGH
CHK. BY: PRASHANT	APPROVED BY: MANISH GUPTA
DATE 17/01/2023 PRINT	JOB.NO. / NORTH

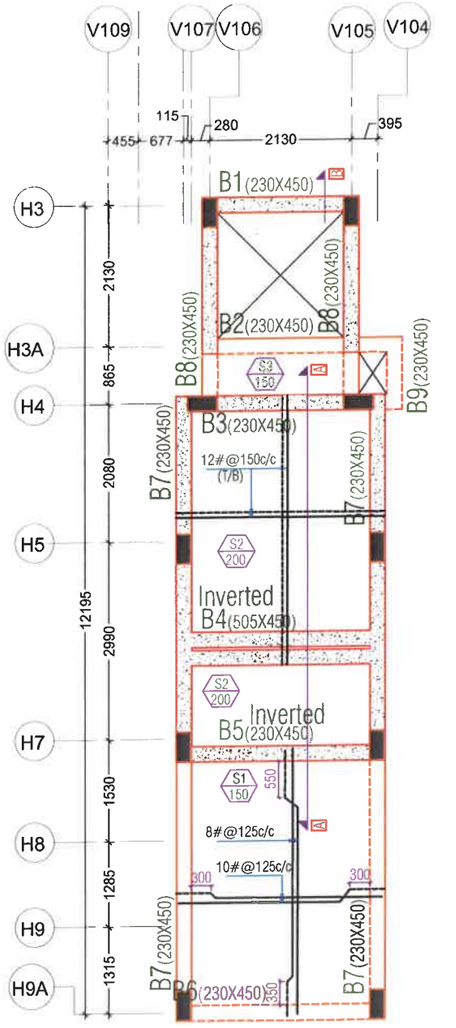

MUMTY LVL. & WATER TANK BOTTOM PLAN

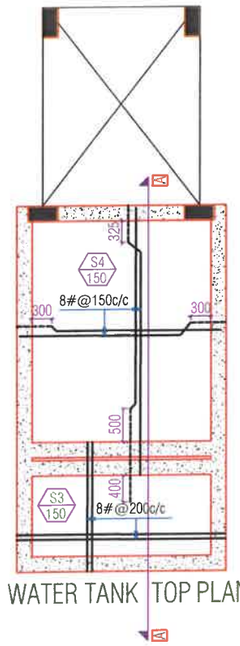

WATER TANK TOP PLAN

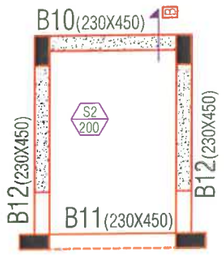

MACHINE ROOM TOP PLAN

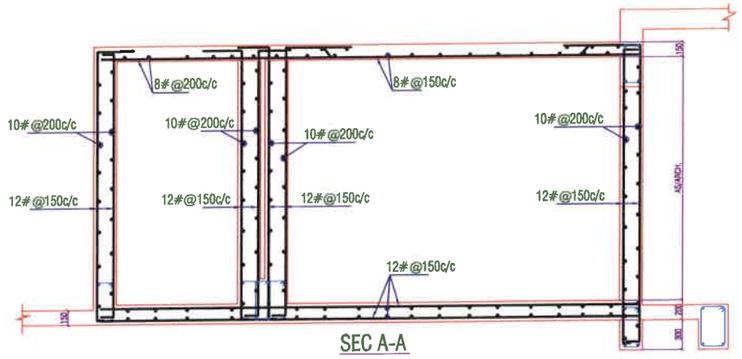

SEC A-A

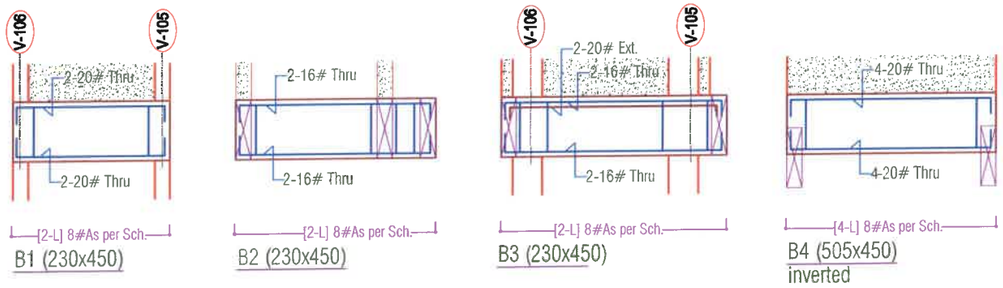

B1 (230x450) B2 (230x450) B3 (230x450) B4 (505x450) inverted

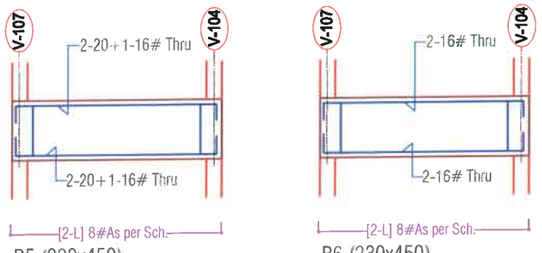

B5 (230x450) inverted B6 (230x450)

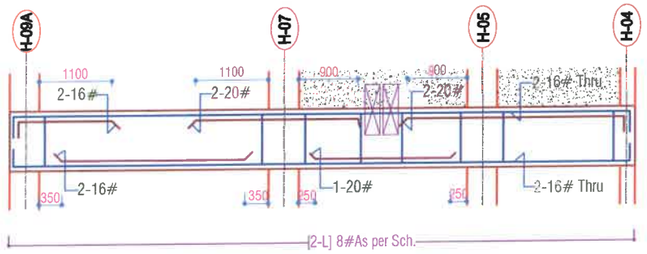

B7 (230x450)

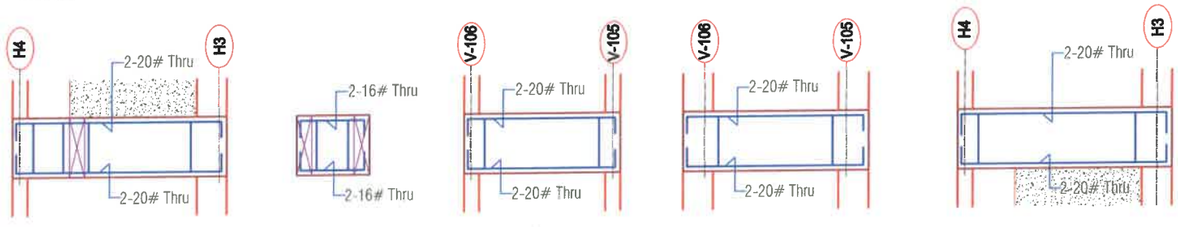

B8 (230x450) B9 (230x450) B10 (230x450) B11 (230x450) B12 (230x450)

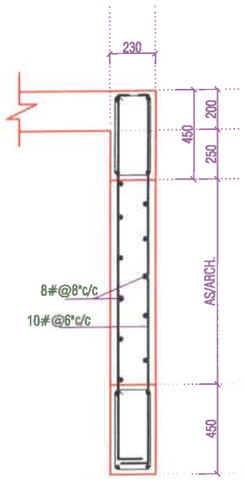

SEC-B

SG STRUCTURES
MANISH GUPTA
B.E.[civil] M.Tech.[Stru.]

Grade Of Concrete
For Foundation/Raft/Pedustal= M25
For Stair Case= M25
For Column/Lift Wall= M25
For Beam & Slab= M25

Grade Of Reinforcement Steel
TMT Bar Fe 500D
[Primary Make(Tata,Jindal or Eq.)]

GENERAL NOTES:-

1. ALL DIMENSION AND LEVEL ARE IN MM & METER.
2. DO NOT SCALE THIS DRAWING WRITTEN DIMENSION ONLY.
3. THIS DRAWING SHOULD BE READ IN CONJUCTION WITH RELEVANT ARCHITECTURAL AND SERVICE DRAWING ANY DISCRIPANCY SHOULD BE IMMEDIATELY BROUGHT TO NOTICE.
4. ONLY LOAD BEARING WALLS ARE SHOWN IN PLAN OTHER WALLS SHALL BE STOPPED 1/2" BELOW SOFFIT OF BEAM/SLAB AND GAP FILLED WITH CEMENT MORTER UNLESS OTHERWISE SHOWN IN ARCHITECTURAL DRAWING.

REINFORCEMENT DETAILS
Please Reffer Drawing ST/JAY/00

CONCRETE DETAILS
Please Reffer Drawing ST/JAY/00

REV.	DATE	DESCRIPTION	REMARK
R1			
R2			
R3			
R4			

CLINT:-
G S Dreamhome LLP

ARCHITECTS:-
GRAPHITE DESIGN STUDIO
ARCHITECTS, INTERIOR DESIGNERS, PLANNERS
PLOT NO 68, JANAK PURI-I, IMLIWALA PAHTAK, JAIPUR-302005
CONTACT NO. +91-9928334414, 0141-2594414
email: akshit@graphitedesignstudio.com

STRUCTURAL CONSULTANTS:-
SG STRUCTURES
A-36,1ST FLOOR, SUNDER SINGH BANDARI NAGAR, SWEJ FARM, NEW SANGANER ROAD, JAIPUR-302019
E-mail: sg.structures@gmail.com
Tel: 09772202219,0141-2297076

PROJECT TITLE:-
Dream Homz
Address- Khasra No. 1296 & 1306, Village-Makarwali, Pushkar Bypass, Ajmer- 305004 (Rajasthan)

DRG. TITLE:- BLOCK 'A'(B)
O.H.W. TANK LAYOUT & DETAIL

SCALE	DRG. NO.
SBC=18.0 MT/Sq.M@1.8M Designed For=G+4	ST/GD/JAY/13
DESIGN PRASHANT	DRAFT BY DALIP JANGIR
CHK. BY. PRASHANT	APPROVED BY MANISH GUPTA

DATE 17/01/2023 | JOB.NO. | NORTH
PRINT .....

GENERAL NOTES

1. Contractor to check and verify all dimensions before execution of the work.
2. All dimensions are given Meter Millimeter unless other wise specified
3. Figured dimensions shall be followed.
4. Executive authority shall check the drawing before tracing execution in hand.
5. All structural drawings shall be read in conjunction with relevant architectural drgs any discrepancy between them observed shall be brought to the notice of the accepting officer for necessary clarification.
6. Any variation between the details given in the structure grd and tropical drg, the details shown in structural drawing shall be followed.
7. All reinforcement for rcc work shall be TMT Grade Fe 500D conforming to IS 1786-2008
8. The foundation has been designed as Raft footing . The SBC has been taken as 18MT/Sq.m at a depth of 1.8 Meter Below Natural Ground level.
9. While laying foundation, contractor shall make suitable arrangements to lower the subsoil water [If Any] below the foundation level. Foundation concrete shall always be provide under foundation of all RCC/ masonry structural.
10. Lean concrete in PCC as per specified to min thickness (unless other wise specified or shown in DRG) shall always be provided under foundation of all RCC / masonry structure.
11. Unless other wise mentioned lintels over opening/ jails niches shall be provide as per typical DRG of linteis and chanjjas.
12. RCC lintel band over full and half block thick wall shall be provided continuously at lintel level (2.1 M above FFL) under sl no. 11 above and where height of solid wall exceeds 2.4 M.
13. Water used for mixing and curing of concrete work shall conform to quality criteria specified in IS : 456-2000
14. Unless other wise specified the structural concrete shall be M 25 for all structural members (design mix concrete conforming to the acceptance criteria given in IS :456-2000)
15. Form working for concrete shall be rigidly constructed of approved materials and shall be true to the shape and dimensions of the finished members and water tight. Form work shall be designed for all imposed loads (dead, live, constructional, wind, vibration, impact, fluid pressure etc.)
16. From work shall be supported on closely spaced stiff props adequately braced in plan and firmly placed on sub-base ground not liable to settle under loads.
17. Aggregate to be used in structural concrete shall be crushed/broken stone as coarse aggregates, river/PIT sand/ stone dust as fine aggregates conforming to grading and other quality criteria as specified in IS : 383
18. Strength of hollow blocks/ solid blocks shall not be less than 35 kg/cm2 and 45 kg/cm2 respectively
19. All plinth beams shall be cast over 6" th. PCC 1:4:8 width of beam plus 6" wide were ever directly resting on fully compacted earch
20. All existing walls and wall below plinth level shall be constructed with solids blocks.
21. Wall shall be constructed over PB as shown in the drawing where PB is not available, wall shall rest over dwarf wall /foundation.
22. The missing details, if any in structural DRG but technically required based on sound engineering practice, must followed and read in construction with relevant drawing.
23. In beams, wherever reinforcement bars are provide in two or more layers, space bars of 25# @ 4' c/c shall be provide between the reinforcement layers.
24. PCC lean concrete below foundation shall have 6" offset on all sides. Wherever the gap between two footing is less than 8", the whole gap shall be filled with lean concrete.
25. Clear cover to all reinforcement shall be as under:

PRTICULAR	BOTTOM	TOP	SIDES
SLAB	3/4"(20MM.)	2/3"(16MM.)	
FOOTING	2"(50MM.)	2"(50MM.)	2"(50MM.)
RETAINING WALL		1"(25MM.)	1 1/2"(40MM.) (EARTH SIDE) 2/3"(16MM.) (IN SIDE)
COLUMNS			1 1/2"(40MM.)
BEAMS, LINTEL	1"(25MM.)	1"(25MM.)	1"(25MM.)
WALLS,FLOOR SLAB & ROOF SLAB OF WATER TANK.			1"(25MM.) ON WATER FACE 1 1/2"(40MM.) (ON ERTH SIDE) WHERE APPLICABLE

26. The building has been designed as per IS : 1893-2016 and IS : 456-2000 considering earthquake zone II for AJMER, Rajasthan
27. Admixtures :
    A. ADMIXTURE IF USED SHALL COMPLY WITH IS : 9103
    b. It should not impair durability of concrete
    c. The workability, compressive strength & the slump loss of concrete with & without the use of admixture shall be Established during trial mixes before its use.
    d. Preparation of mix using admixture is to be as per manufactures instructions.
28. For any other details not shown / indicated on DRG. Shall be as per IS 456:2000, IS 1893 : 2016.

REINFORCEMENT DETAILING

29. All reinforcement shall be terminated with straight length or L shape unless other wise specified
30. The horizontal distance between two parallel main reinforcement bars shall not be less than dia of the larger dia bar or 5 mm more than nominal size of coarse aggregate, which ever is more. Spacing of long bars measured along periphery of the col. Shall exceed 300 mm.
31. First main / secondary bar in a slab shall be placed along the center line of the span and other spaced as specified in the DRG covering the enter span between center line of supports.
32. In beam/ lintels, first stirrup shall be at the center of span and subsequent ones at the spacing indicated in the DRGS
33. Temperature reinforcement (distribution steel in slab where not shown in drawing shall be 0.12% (tor)
34. Unless other wise specified 8# @ 300 c/c shall be provide as binders in top portion of slab reinforcement and placed parallel to support.
35. Positive reinforcement in shorter direction in middle position region for negative reinforcement.
36. Min 3 nos 8 mm # diagonal bars shall be provided at the corners of freely supported or non continues edges of slab
37. Unless other wise specified side face reinforcement shall be provide for all beams of depth exceeding 750 m as per IS : 456-2000, or as shown in drawing.
38. Anchorage length :- all RCC structure elements (column, cantilevered, beams & slab) shall have their main reinforcement suitable anchored to provide the full development length (48 x d for tension & 38 x d for compression for M 25 mix concrete & FE 500)
    provide the full development length (46 x d for tension & 36 x d for compression for M 30 mix concrete & FE 500)
39. No laps shall be provide in the high stress zones listed below.
    a. Middle 1/3 span of slabs/ beams in case of positive reinforcement.
    b. 0.3 L of span from the supports in case of beams/ slabs for negative reinforcement .
    c. 0.25 L from the supports / junction in case of longitudinal reinforcement for column.
    d. Not more than 40% bars shall be lapped at any one section.
    e. Laps shall be staggered with min distance equal to 1.3 times the lap length between two lap section.
40. Lap length :- unless specified, lap splice shall be provided for all bars less than 36 mm dia (bars of more than 36 mm dia shall be welded)

	Tension	compression
a) Tor steel [M25 & Fe500]	48 x dia	38 x dia
a') Tor steel [M30 & Fe500]	46 x dia	36 x dia

    b) When bars of different dia area to be spliced lap length shall be calculated on basis of smaller dia.
    c) Splice of bars in columns shall be avoided as far as possible. Where inescapable laps shall be provided after interval of two stories
41. For the/ floor and rafter slabs, chair supports shall be provided to maintain vertical spacing between top and bottom reinforcement bar.
42. 3 x 10 # or 2 x 12 # bars shall be longitudinally provided in the RCC floor slab where partition/ panel walls are supported on them.
43. Dowel bars shall be held firmly in position to avoid dislocation and loss of bond due to vibration during construction stage.
44. In pashed construction vertical reinforcement of columns (dowels) shall be extended (and left) beyond slab min 50 times the dia of bars with at least 50 % bars extending up to 100 times the dia of the bar unless otherwise specified.
45. Top of all construction slabs shall be kept at the same level similarly soffits of al adjoining cantilevered projection shall be at the same level.
46. SPLICING OF COLUMN BARS AT INTERMEDIATE FLOOR.

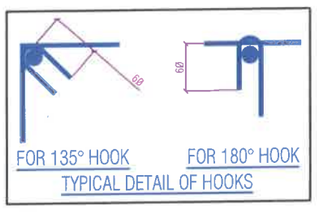

TYPICAL DETAIL OF HOOKS

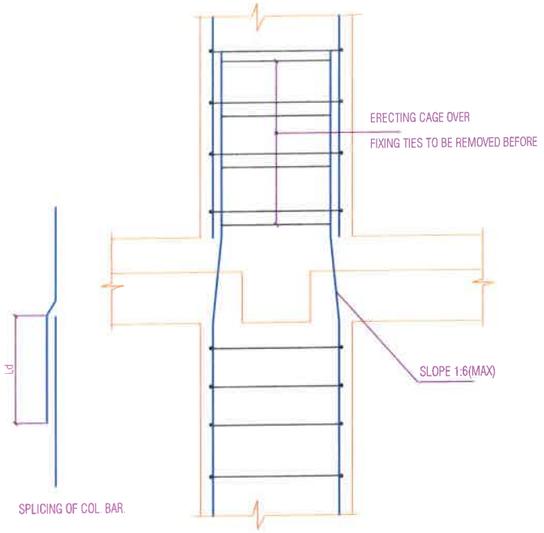

47. SPLICING OF COLUMN BARS AT INTERMEDIATE FLOOR WHEN THE RELATIVE DISPLACEMENTOF THE COLUMN FACE IS MORE THAN 75MM.

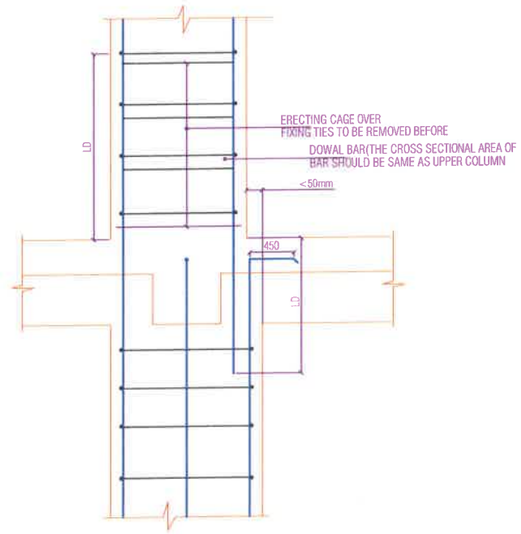

48. SIMPLIFIED CURTAILMENT AND STIRRUPS RULE FOR CONTINUOUS BEAMS

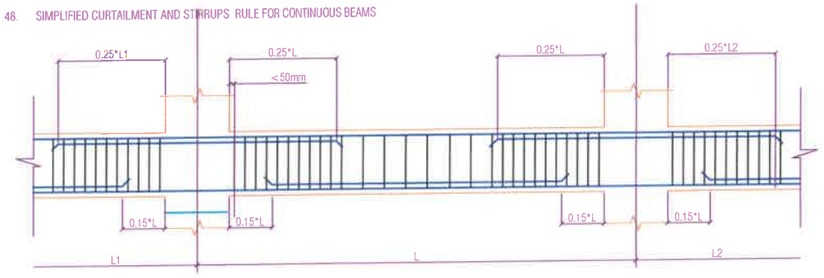

49. TYPICAL REINFORCEMENT DETAILING OF SLAB.

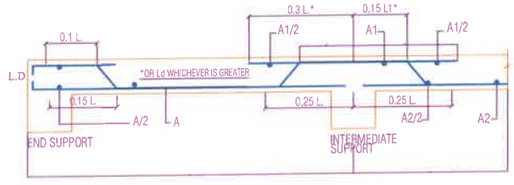

52 R.C.C. BAND FOR HALF BRICK WALL.
IN CASE OF 125TH. WALLS EXCEEDING 2000 IN HEIGHT R.C.C BAND SHALL BE PROVIDED AT EVERY 2000 INTERVAL AS SHOWEN IN THE FIGURE THE BEARING OF R.C.C. BAND SHALL BE EQUAL TO THE WIDTH OF THE ADJOINING WALL

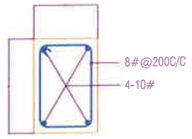

51. R.C.C. CHAJJAS/ SHELVES.
WHERE EVER R.C.C. CHAJJAS/ SHELVES ARE PROVIDED WITH OUT LINTL, THESE SHALL BE TAKEN IN TO THE FULL THK. OF THE WALL

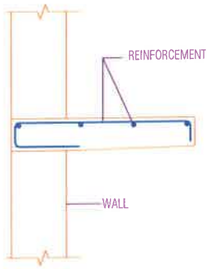

CONSTRUCTIONAL DETAILS.

1. For slabs plate / surface vibrator shall only be used for compaction to insure better quality control & needle pin vibrator shall not be used
2. A plaster groove of width 12 mm and depth 5 mm shall be provided all long the junction of RCC slab and masonry wall (internal)
3. Concerting of the entire roof slab including beams between construction joints / crumple section shall be done in one operation. If a joint inescapable it shall be a vertical joint in the middle third of the span and parallel to the main reinforcement.
4. Structural continuity in RCC between two successive days work shall be achieved by cleaning the old surface of all loose concrete appling net cement slurry and proper compaction.
5. Curing of all structural concrete shall be done up to a main time period of 14 days or the stripping time of from work which over is later

REMOVAL OF CENTERING

1 The centilever for sopporting the over hang of cantilevev beam slabs should be retaing untr sufficiend counter weight over the bearing has been attained by building masonry or otherwise
2.The shuttering for cantilever slab / beam should be removed starting from the over hang edge.
3.Im case of canopies with cantilever beam the centring for the canopy slab in between the beam shall be removed frist.
4.Stripping time for concrete shall be as under if O P C is used.
    a)Verticale form work to columns , walls , beam-24hrs.
    b)Slabs up to 4.5 M span. 7 days
    c)Slabs above 4.5 M span. 14 days
    d)Beams & arches up to 6 M span. 14 days
    e)Beams & arches above 6 M span. 21 days
5.In case of P P C 50 % stripping time to be added.
6.In case of from work has re-entrant angles the from work shall be removed as soon as possible after concrete has set to avoid shrinkage cracking

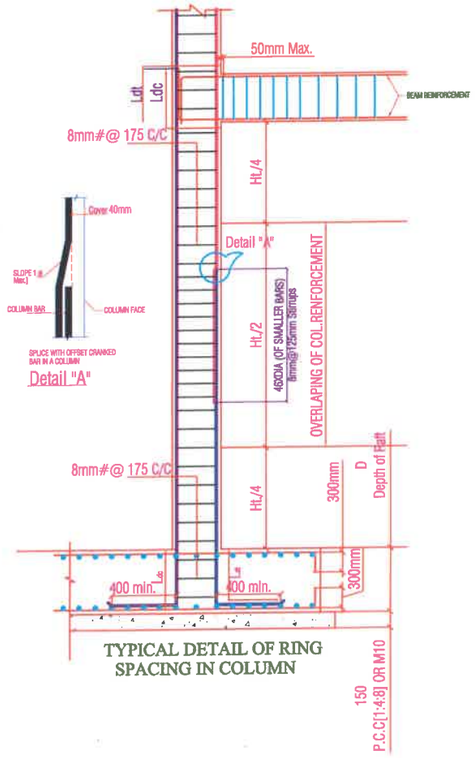

TYPICAL DETAIL OF RING SPACING IN COLUMN

SG STRUCTURES
MANISH GUPTA
B.E.[civil] M.Tech.[Stru.]

Grade Of Concrete
For Foundation/Raft/Pedustal= M25
For Stair Case= M25
For Column/Lift Wall= M25
For Beam & Slab= M25

Grade Of Reinforcement Steel
TMT Bar Fe 500D
[Primary Make (Tata,Jindal or Eq.)]

GENERAL NOTES:-
1. ALL DIMENSION AND LEVEL ARE IN MM & METER.
2. DO NOT SCALE THIS DRAWING WRITTEN DIMENSION ONLY.
3. THIS DRAWING SHOULD BE READ IN CONJUCTION WITH RELEVANT ARCHITECTURAL AND SERVICE DRAWING ANY DISCRIPANCY SHOULD BE IMMEDIATELY BROUGHT TO NOTICE.
4. ONLY LOAD BEARING WALLS ARE SHOWN IN PLAN OTHER WALLS SHALL BE STOPPED 1/2" BELOW SOFFIT OF BEAM/SLAB AND GAP FILLED WITH CEMENT MORTER UNLESS OTHERWISE SHOWN IN ARCHITECTURAL DRAWING.

REINFORCEMENT DETAILS
Please Reffer Drawing ST/JAY/00
CONCRETE DETAILS
Please Reffer Drawing ST/JAY/00

REV.	DATE	DESCRIPTION	REMARK
R1			
R2			
R3			
R4			

CLINT:-
G S Dreamhome LLP

ARCHITECTS:-
GRAPHITE DESIGN STUDIO
ARCHITECTS, INTERIOR DESIGNERS, PLANNERS
PLOT NO 68, JANAK PURI-I, IMLIWALA PAHTAR JAIPUR-302005
CONTACT NO. +91-9928334414, 0141-2594414
email: akshil@graphitedesignstudio.com

STRUCTURAL CONSULTANTS:-
SG STRUCTURES
A-36,1ST FLOOR, SUNDER SINGH BANDARI NAGAR, SWEJ FARM, NEW SANGANER ROAD, JAIPUR-302019
E-mail: sg.structures@gmail.com
Tel: 09772202219,0141-2297076

PROJECT TITLE:-
Dream Homz
Address- Khasra No. 1296 & 1306, Village-Makarwali, Pushkar Bypass, Ajmer- 305004 (Rajasthan)

DRG. TITLE:- BLOCK 'B'
GENERAL DETAIL SHEET

SCALE	DRG. NO.
SBC=18.0 MT/Sq.Mo.1.8M Designed For=G+4	ST/GD/JAY/00
RUPESH KHORWAL DRAFT BY	MANISH GUPTA DESIGN & CHK. BY.
DATE 05/11/2019 PRINT 07/11/2019	JOB.NO. / NORTH

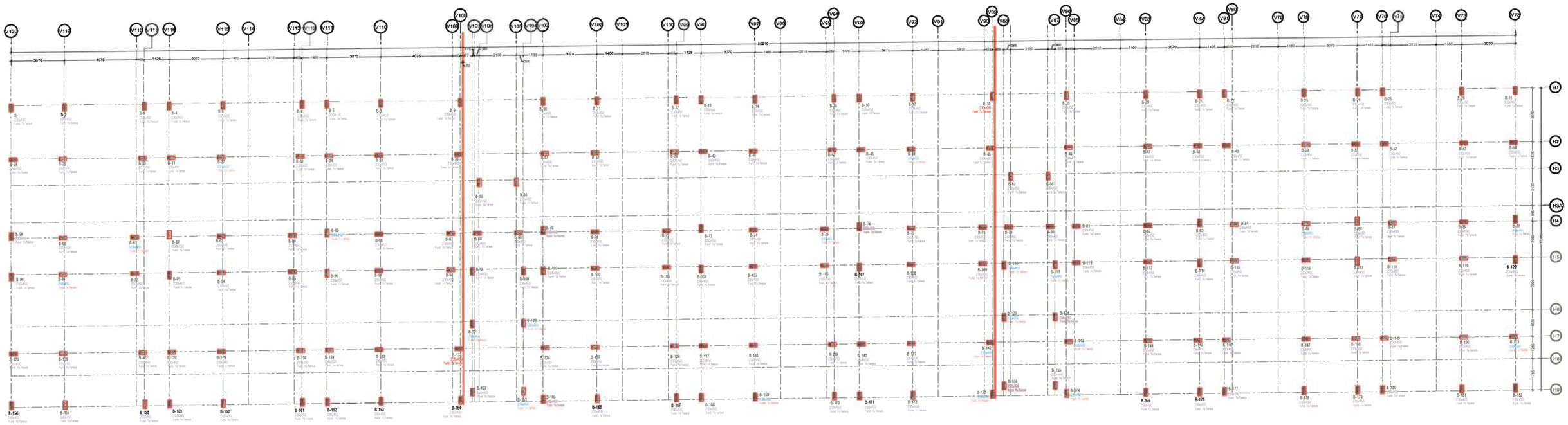

COLUMN	B-1/B-4/B-7/B-10/B-13/B-16/ B-21/B-24/B-27/B-68/B-69/ B-79/B-80/B-99/B-100/B-110/ B-111.	B-121/B-122/B-123/B-124/ B-156/B-159/B-162/B-165/ B-168/B-171/B-176/B-179/ B-182.	B-2/B-5/B-8/B-11/B-14/B-17/ B-20/B-23/B-26/B-157/ B-160/B-163/B-166/B-169/	B-172/B-175/B-178/B-181.	B-3/B-6/B-9/B-12/B-15/B-18/ B-19/B-22/B-25/B-158/B-161/ B-164/B-167/B-170/B-173/ B-174/B-177/B-180.	B-28/B-31/B-34/B-37/B-40/ B-43/B-48/B-51/B-54/B-125/ B-128/B-131/B-134/B-137/ B-140/B-145/B-148/B-151.	B-29/B-32/B-35/B-38/B-41/ B-44/B-47/B-50/B-53/B-126/ B-129/B-132/B-135/B-138/ B-141/B-144/B-147/B-150.	B-30/B-33/B-36/B-39/B-42/ B-45/B-46/B-49/B-52/B-127/ B-130/B-133/B-136/B-139/ B-142/B-143/B-146/B-149.	B-55/B-56/B-57/B-58/B-152/ B-153/B-154/B-155.	B-59/B-62/B-65/B-70/B-73/ B-76/B-83/B-86/B-89/B-90/ B-93/B-96/B-101/B-104/ B-107/B-114/B-117/B-120.	B-60/B-63/B-66/B-71/B-74/ B-77/B-82/B-85/B-88/B-91/ B-94/B-97/B-102/B-105/ B-108/B-113/B-116/B-119.	B-61/B-64/B-67/B-72/B-75/ B-78/B-81/B-84/B-87/B-92/ B-95/B-98/B-103/B-106/ B-109/B-112/B-115/B-118.
Foundation To 1st. Floor	8-12# / 8mm@175c/c	8-12# / 8mm@175c/c	4-16# 4-20# / As Per Detail "A"	4-16# 4-20# / 8mm@175c/c	8-16# / 8mm@175c/c	8-16# / 8mm@175c/c	8-20# / 8mm@175c/c	8-16# / 8mm@175c/c	4-12# 4-16# / 8mm@175c/c	8-16# / 8mm@175c/c	4-16# 4-20# / 8mm@175c/c	4-16# 4-20# / 8mm@175c/c
1st. Floor To 2nd. Floor	8-12# / 8mm@175c/c	8-12# / 8mm@175c/c	8-16# / 8mm@175c/c	8-16# / 8mm@175c/c	8-16# / 8mm@175c/c	8-16# / 8mm@175c/c	8-20# / 8mm@175c/c	8-16# / 8mm@175c/c	4-12# 4-16# / 8mm@175c/c	8-16# / 8mm@175c/c	4-16# 4-20# / 8mm@175c/c	4-16# 4-20# / 8mm@175c/c
2nd. Floor To 3rd. Floor	8-12# / 8mm@175c/c	8-12# / 8mm@175c/c	4-12# 4-16# / 8mm@175c/c	4-12# 4-16# / 8mm@175c/c	4-12# 4-16# / 8mm@175c/c	8-16# / 8mm@175c/c	4-16# 4-20# / 8mm@175c/c	4-12# 4-16# / 8mm@175c/c	4-12# 4-16# / 8mm@175c/c	8-16# / 8mm@175c/c	8-16# / 8mm@175c/c	8-16# / 8mm@175c/c
3rd. Floor To 4th. Floor	8-12# / 8mm@175c/c	8-12# / 8mm@175c/c	8-12# / 8mm@175c/c	8-12# / 8mm@175c/c	8-12# / 8mm@175c/c	4-12# 4-16# / 8mm@175c/c	8-16# / 8mm@175c/c	8-12# / 8mm@175c/c	4-12# 4-16# / 8mm@175c/c	8-12# / 8mm@175c/c	4-12# 4-16# / 8mm@175c/c	8-16# / 8mm@175c/c
4th. Floor To (Terrace)	8-12# / 8mm@175c/c	8-12# / 8mm@175c/c	8-12# / 8mm@175c/c	8-12# / 8mm@175c/c	8-12# / 8mm@175c/c	8-12# / 8mm@175c/c	4-12# 4-16# / 8mm@175c/c	8-12# / 8mm@175c/c	4-12# 4-16# / 8mm@175c/c	8-12# / 8mm@175c/c	4-12# 4-16# / 8mm@175c/c	4-12# 4-16# / 8mm@175c/c

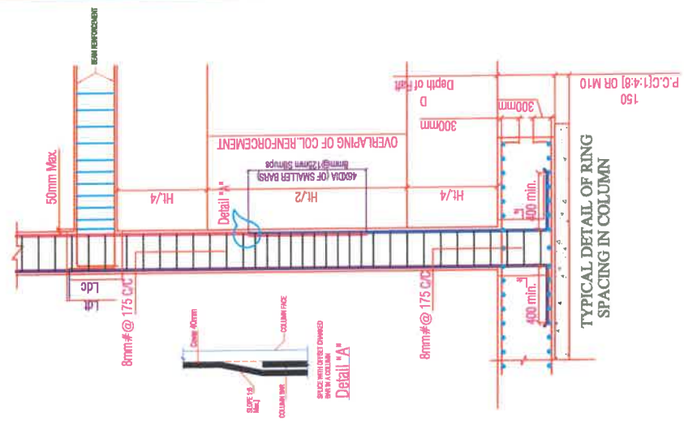

SG STRUCTURES
MANISH GUPTA
B.E.[civil] M.Tech.[Stru.]

Grade Of Concrete
For Foundation/Raft/Pedustal= M25
For Stair Case= M25
For Column/Lift Wall= M25
For Beam & Slab= M25

Grade Of Reinforcement Steel
TMT Bar Fe 500D
[Primary Make(Tata,Jindal or Eq.)]

GENERAL NOTES:-

1. ALL DIMENSION AND LEVEL ARE IN MM & METER.
2. DO NOT SCALE THIS DRAWING WRITTEN DIMENSION ONLY.
3. THIS DRAWING SHOULD BE READ IN CONJUCTION WITH RELEVANT ARCHITECTURAL AND SERVICE DRAWING ANY DISCRIPANCY SHOULD BE IMMEDIATELY BROUGHT TO NOTICE.
4. ONLY LOAD BEARING WALLS ARE SHOWN IN PLAN OTHER WALLS SHALL BE STOPPED 1/2" BELOW SOFFIT OF BEAM/SLAB AND GAP FILLED WITH CEMENT MORTER UNLESS OTHERWISE SHOWN IN ARCHITECTURAL DRAWING.

REINFORCEMENT DETAILS

Please Reffer Drawing ST/JAY/00

CONCRETE DETAILS

Please Reffer Drawing ST/JAY/00

REV.	DATE	DESCRIPTION	REMARK
R0			
R1			
R2			
R3			

CLINT:-
G S Dreamhome LLP

ARCHITECTS:-
GRAPHITE DESIGN STUDIO
ARCHITECTS, INTERIOR DESIGNERS, PLANNERS
PLOT NO 68, JANAK PURI, IMLIWALA PAHTAK, JAIPUR-302005
CONTACT NO. +91-9928334414, 0141-2594414
email: akshit@graphitedesignstudio.com

STRUCTURAL CONSULTANTS:-
SG STRUCTURES
A-36,1ST FLOOR, SUNDER SINGH BANDARI NAGAR, SWEJ FARM, NEW SANGANER ROAD, JAIPUR-302019
E-mail: sg.structures@gmail.com
Tel: 09772202219,0141-2297076

PROJECT TITLE:-
Dream Homz
Address- Khasra No. 1296 & 1306, Village-Makarwali, Pushkar Bypass, Ajmer- 305004 (Rajasthan)

DRG. TITLE:- BLOCK 'B'
COLUMN LAYOUT DETAIL

SCALE	DRG. NO.
SBC - 18.0 MT/Sq M@1.8M Designed For G + 4	ST/GD/JAY/01
RUPESH KHORWAL DRAFT BY	MANISH GUPTA DESIGN & CHK. BY.
DATE 05/11/2019 PRINT 07/11/2019	JOB.NO. / NORTH

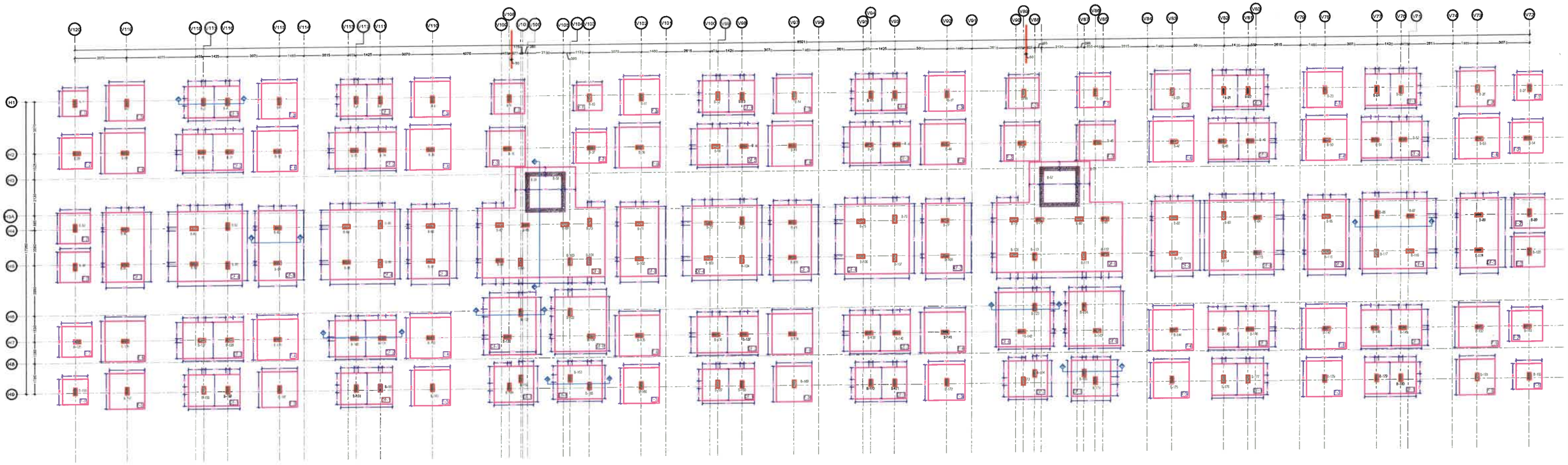

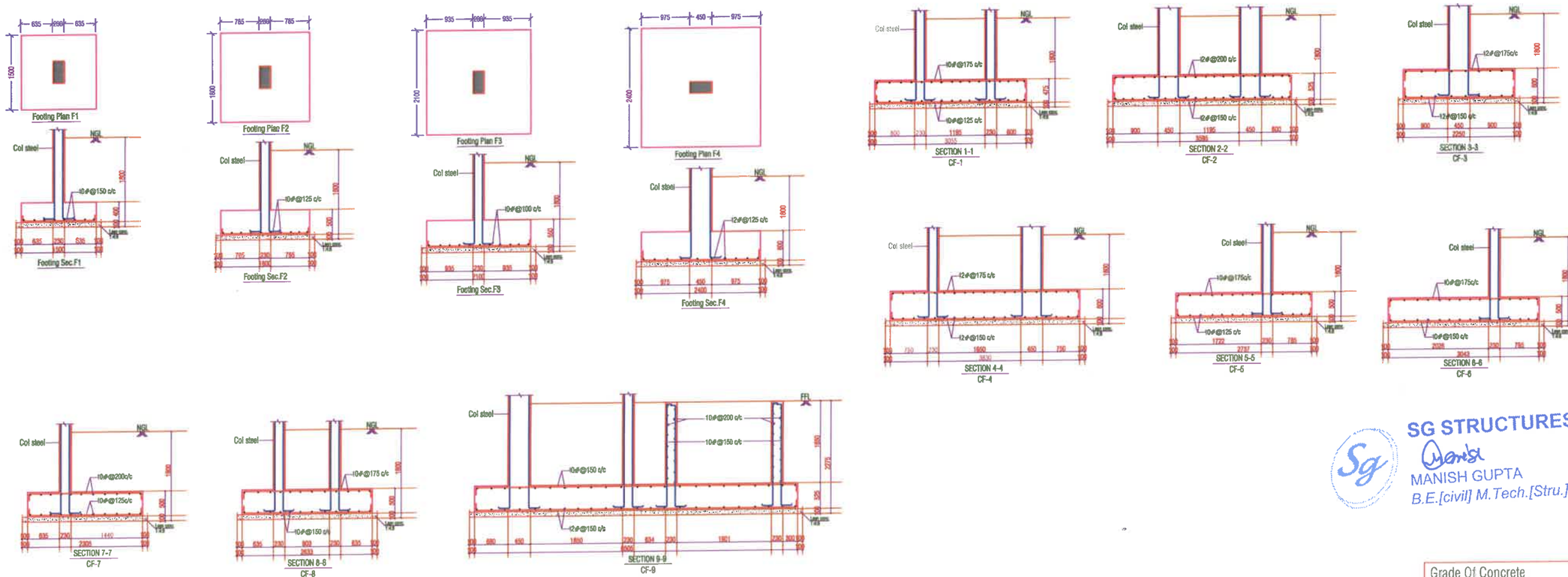

GENERAL NOTES:-

1. ALL DIMENSION AND LEVEL ARE IN MM & METER.
2. DO NOT SCALE THIS DRAWING WRITTEN DIMENSION ONLY.
3. THIS DRAWING SHOULD BE READ IN CONJUCTION WITH RELEVANT ARCHITECTURAL AND SERVICE DRAWING ANY DISCRIPANCY SHOULD BE IMMEDIATELY BROUGHT TO NOTICE.
4. ONLY LOAD BEARING WALLS ARE SHOWN IN PLAN OTHER WALLS SHALL BE STOPPED 1/2" BELOW SOFFIT OF BEAM/SLAB AND GAP FILLED WITH CEMENT MORTER UNLESS OTHERWISE SHOWN IN ARCHITECTURAL DRAWING.

REINFORCEMENT DETAILS

Please Reffer Drawing ST/JAY/00

CONCRETE DETAILS

Please Reffer Drawing ST/JAY/00

REV.	DATE	DESCRIPTION	REMARK
R1			
R2			
R3			
R4			

CLINT:-
G S Dreamhome LLP

ARCHITECTS:-
GRAPHITE DESIGN STUDIO
ARCHITECTS, INTERIOR DESIGNERS, PLANNERS
PLOT NO 68, JANAK PURI-I, IMLIWALA PAHTAK, JAIPUR-302005
CONTACT NO. +91-9928334414, 0141-2594414
email: ar.hhl@graphitedesignstudio.com

STRUCTURAL CONSULTANTS:-
SG STRUCTURES
A-36,1ST FLOOR, SUNDER SINGH BANDARI NAGAR, SWEJ FARM, NEW SANGANER ROAD, JAIPUR-302019
E-mail: sg.structures@gmail.com
Tel: 09772202219,0141-2297076

SG STRUCTURES
MANISH GUPTA
B.E.[civil] M.Tech.[Stru.]

Grade Of Concrete
For Foundation/Raft/Pedustal= M25
For Stair Case= M25
For Column/Lift Wall= M25
For Beam & Slab= M25

Grade Of Reinforcement Steel
TMT Bar Fe 500D
[Primary Make(Tata,Jindal or Eq.)]

PROJECT TITLE:-
Dream Homz
Address- Khasra No. 1296 & 1306, Village-Makarwali, Pushkar Bypass, Ajmer- 305004 (Rajasthan)

DRG. TITLE:- BLOCK 'B'
FOUNDATION SECTION

SCALE	DRG. NO.
SBC - 18.0 MT/Sq.Mtr@1.8M Designed For - G + 4	ST/GD/JAY/02
RUPESH KHORWAL DRAFT BY	MANISH GUPTA DESIGN & CHK. BY.
DATE 05/11/2019 PRINT 07/11/2019	JOB.NO. / NORTH

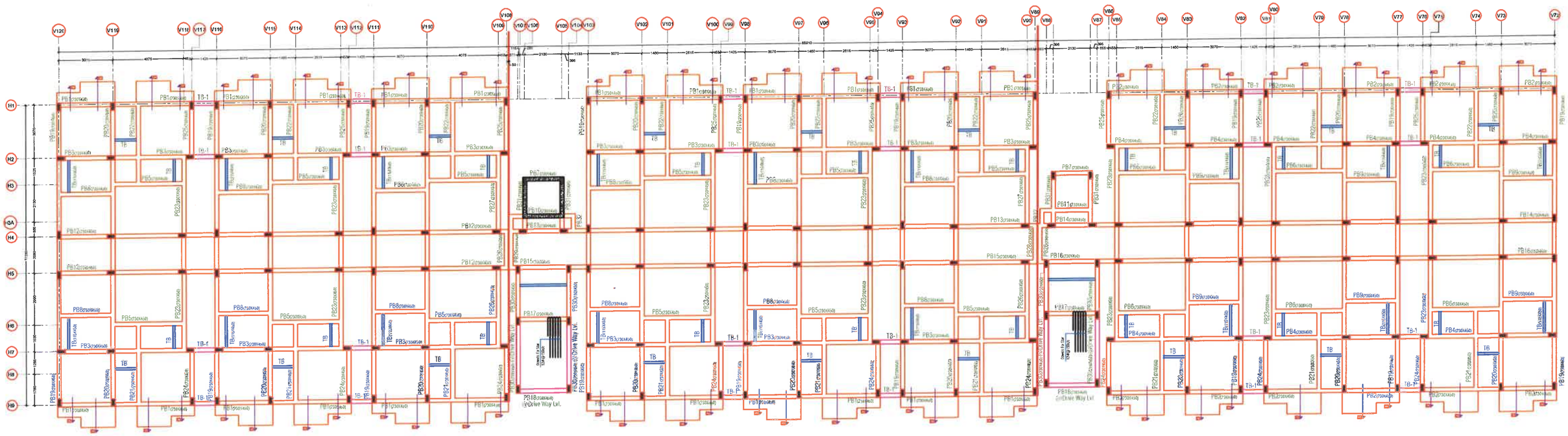

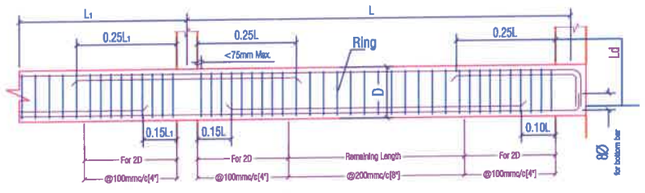

SIMPLIFIED CURTAILMENT AND STIRRUPS RULE FOR CONTINUOUS BEAMS
(Ø = Diameter of Beam Main Steel)
(D = Total Depth of Beam)

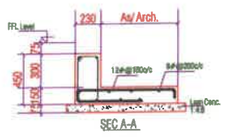

SEC A-A

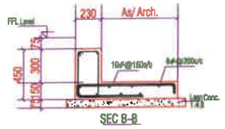

SEC B-B

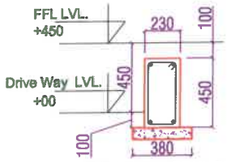

TYP LEVEL DETAIL FOR
INTERNAL PLINTH BEAM

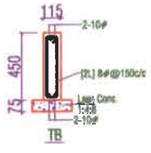

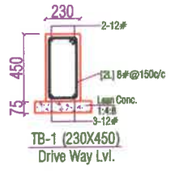

TB-1 (230X450)
Drive Way Lvl.

SG STRUCTURES
MANISH GUPTA
B.E.[civil] M.Tech.[Stru.]

Grade Of Concrete
For Foundation/Raft/Pedustal= M25
For Stair Case= M25
For Column/Lift Wall= M25
For Beam & Slab= M25

Grade Of Reinforcement Steel
TMT Bar Fe 500D
(Primary Make(Tata,Jindal or Eq.))

GENERAL NOTES:-

1. ALL DIMENSION AND LEVEL ARE IN MM & METER.
2. DO NOT SCALE THIS DRAWING WRITTEN DIMENSION ONLY.
3. THIS DRAWING SHOULD BE READ IN CONJUCTION WITH RELEVANT ARCHITECTURAL AND SERVICE DRAWING ANY DISCRIPANCY SHOULD BE IMMEDIATELY BROUGHT TO NOTICE.
4. ONLY LOAD BEARING WALLS ARE SHOWN IN PLAN OTHER WALLS SHALL BE STOPPED 1/2" BELOW SOFFIT OF BEAM/SLAB AND GAP FILLED WITH CE-MENT MORTER UNLESS OTHERWISE SHOWN IN ARCHITECTURAL DRAWING.

REINFORCEMENT DETAILS
Please Reffer Drawing ST/JAY/00

CONCRETE DETAILS
Please Reffer Drawing ST/JAY/00

BY	DATE	DESCRIPTION	REMARK

CLINT:-
G S Dreamhome LLP

ARCHITECTS:-
GRAPHITE DESIGN STUDIO
ARCHITECTS, INTERIOR DESIGNERS, PLANNERS
PLOT NO 68, JANAK PURI-II, MUNWALA PARTAP, JAIPUR 302005
CONTACT NO.-+91-9928334414, 0141-2894414
e-mail: akshit@graphitedesignstudio.com

STRUCTURAL CONSULTANTS:-
SG STRUCTURES
A-36,1ST FLOOR, SUNDER SINGH BANDARI NAGAR, SWEJ FARM, NEW SANGANER ROAD, JAIPUR-302019
E-mail: sg.structures@gmail.com
Tel: 0977220219,0141-2201076

PROJECT TITLE:-
Dream Homz
Address- Khasra No. 1296 & 1306,
Village-Makarwali, Pushkar Bypass,
Ajmer- 305004 (Rajasthan)

DRG. TITLE:- BLOCK 'B'
PLINTH BEAM LAYOUT & DETAIL

SCALE	DRG. NO.
SBC :-18.0 MT/Sq.M n=1.8M Designed For :- G+4	ST/GD/JAY/03
RUPESH KHORWAL DRAFT BY	MANISH GUPTA DESIGN & CHK. BY.
DATE 03/12/2019 PRINT ..../12/2019	JOB.NO. / NORTH

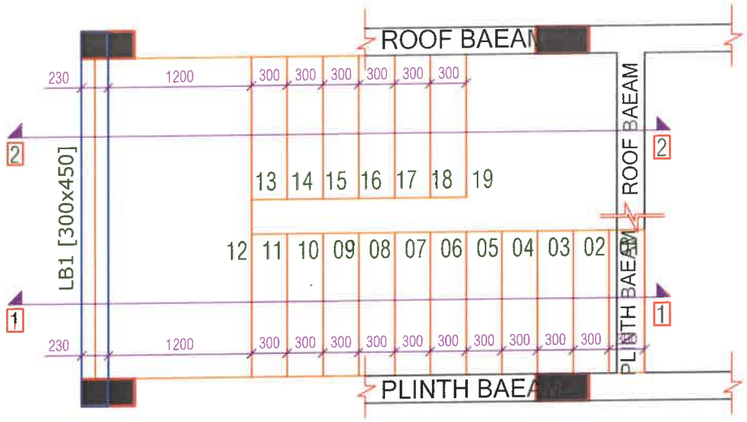

GROUND FLOOR TO FIRST FLOOR

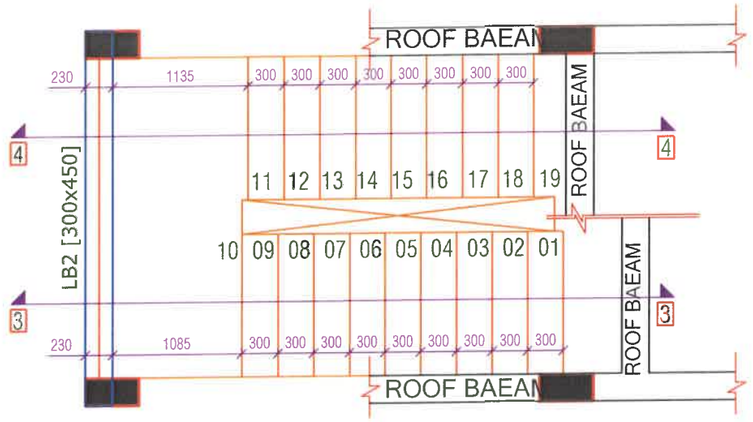

FIRST FLOOR TO SECOND FLOOR
UPPER FLOOR ARE TYPICAL

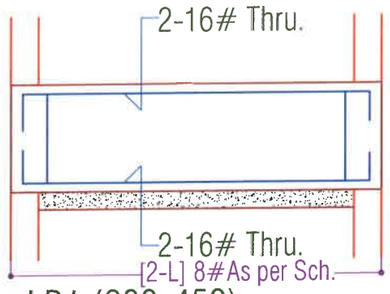

LB1 (230x450)
INVERTED

SG STRUCTURES
MANISH GUPTA
B.E.[civil] M.Tech.[Stru.]

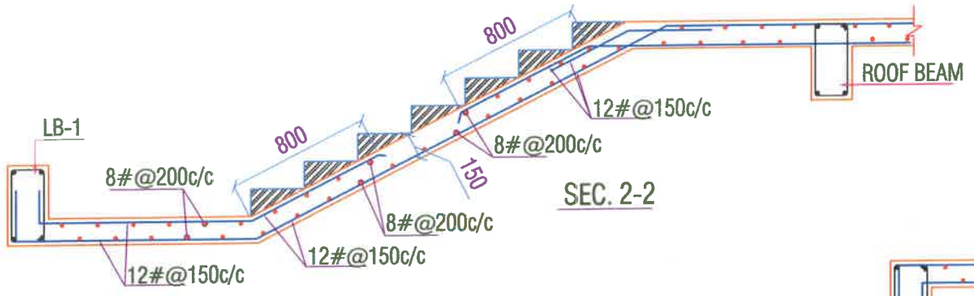

SEC. 2-2

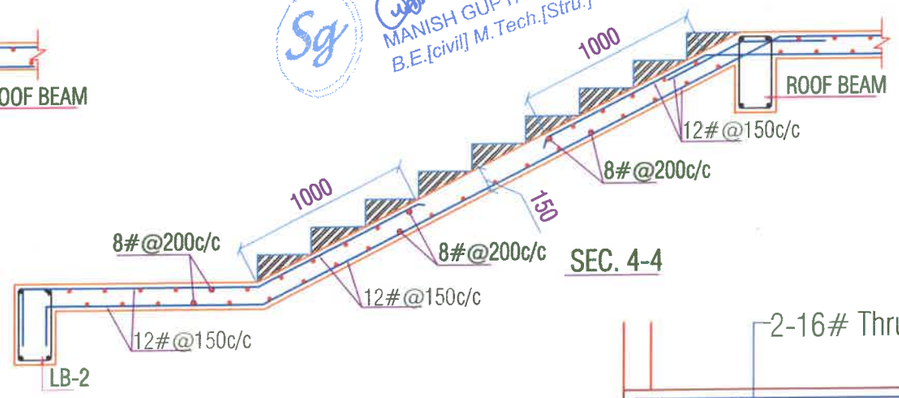

SEC. 4-4

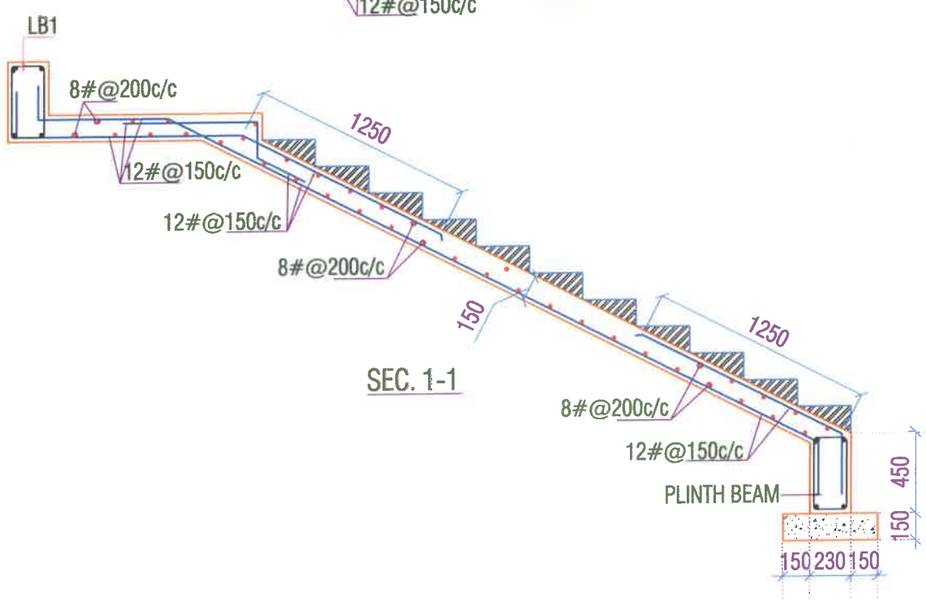

SEC. 1-1

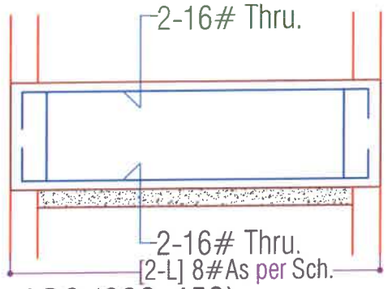

LB2 (230x450)

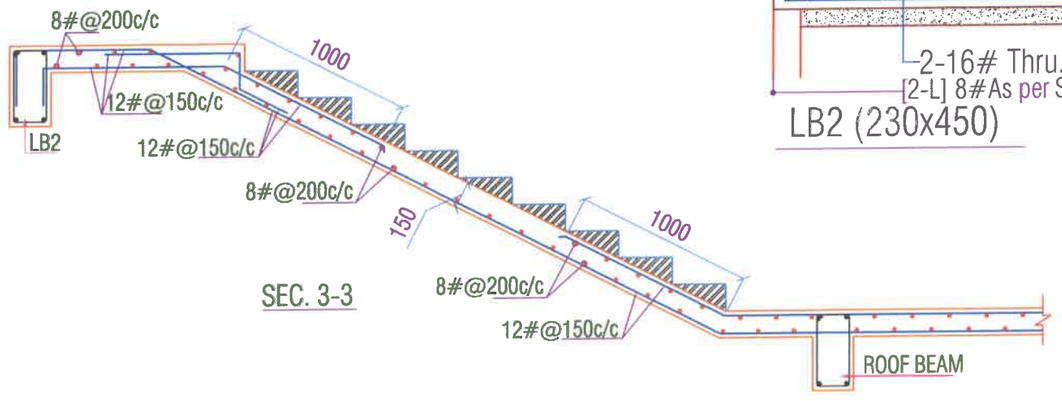

SEC. 3-3

Grade Of Concrete
For Foundation/Raft/Pedustal= M25
For Stair Case= M25
For Column/Lift Wall= M25
For Beam & Slab= M25

Grade Of Reinforcement Steel
TMT Bar Fe 500D
[Primary Make(Tata,Jindal or Eq.)]

GENERAL NOTES:-

1. ALL DIMENSION AND LEVEL ARE IN MM & METER.
2. DO NOT SCALE THIS DRAWING WRITTEN DIMENSION ONLY.
3. THIS DRAWING SHOULD BE READ IN CONJUCTION WITH RELEVANT ARCHITECTURAL AND SERVICE DRAWING ANY DISCRIPANCY SHOULD BE IMMEDIATELY BROUGHT TO NOTICE.
4. ONLY LOAD BEARING WALLS ARE SHOWN IN PLAN OTHER WALLS SHALL BE STOPPED 1/2" BELOW SOFFIT OF BEAM/SLAB AND GAP FILLED WITH CEMENT MORTER UNLESS OTHERWISE SHOWN IN ARCHITECTURAL DRAWING.

REINFORCEMENT DETAILS
Please Reffer Drawing ST/JAY/00

CONCRETE DETAILS
Please Reffer Drawing ST/JAY/00

REV.	DATE	DESCRIPTION	REMARK
R1			
R2			
R3			
R4			

CLINT:-
G S Dreamhome LLP

ARCHITECTS:-
GRAPHITE DESIGN STUDIO
ARCHITECTS, INTERIOR DESIGNERS, PLANNERS
PLOT NO 68, JANAK PURI-I, IMLIWALA PAHTAK, JAIPUR-302005
CONTACT NO. +91-9928334414,0141-2594414
email: akshit@graphitedesignstudio.com

STRUCTURAL CONSULTANTS:-
SG STRUCTURES
A-36,1ST FLOOR, SUNDER SINGH BANDARI NAGAR, SWEJ FARM, NEW SANGANER ROAD, JAIPUR-302019
E-mail:- sg.structures@gmail.com
Tel. 09772202219,0141-2297076

PROJECT TITLE:-
Dream Homz
Address- Khasra No. 1296 & 1306, Village-Makarwali, Pushkar Bypass, Ajmer- 305004 (Rajasthan)

DRG. TITLE:- BLOCK- B
STAIR CASE LAYOUT & DETAIL

SCALE	DRG. NO.
SBC - 18.0 MT/Sq.M/@1.8M Designed For G + 4	ST/GD/JAY/04
RUPESH KHORWAL DRAFT BY	MANISH GUPTA DESIGN & CHK. BY.

DATE 03/03/2020	JOB.NO.	NORTH
PRINT 03/03/2020		

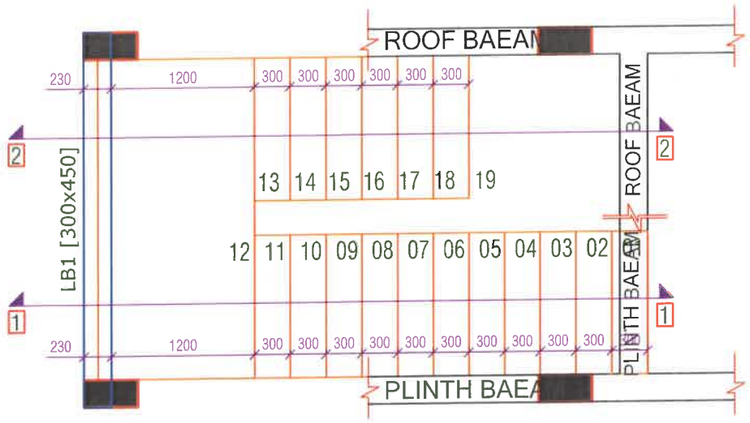

GROUND FLOOR TO FIRST FLOOR

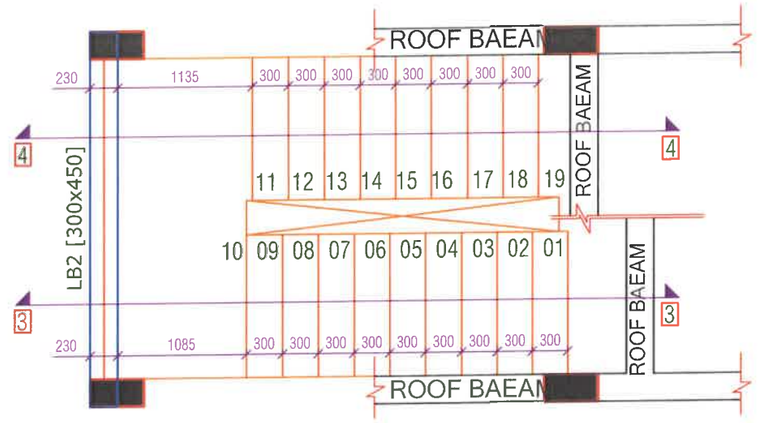

FIRST FLOOR TO SECOND FLOOR
UPPER FLOOR ARE TYPICAL

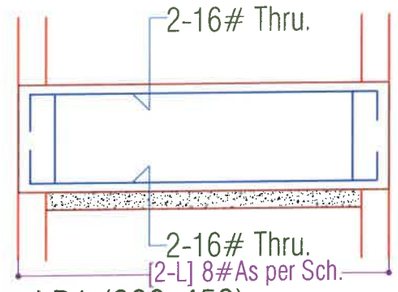

LB1 (230x450)
INVERTED

SG STRUCTURES
MANISH GUPTA
B.E.[civil] M.Tech.[Stru.]

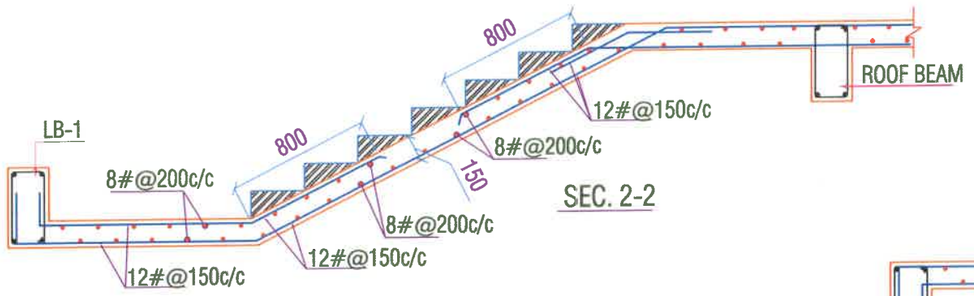

SEC. 2-2

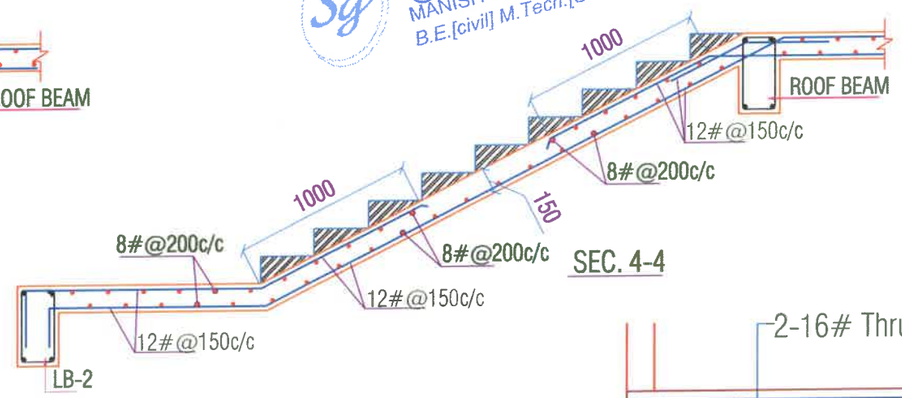

SEC. 4-4

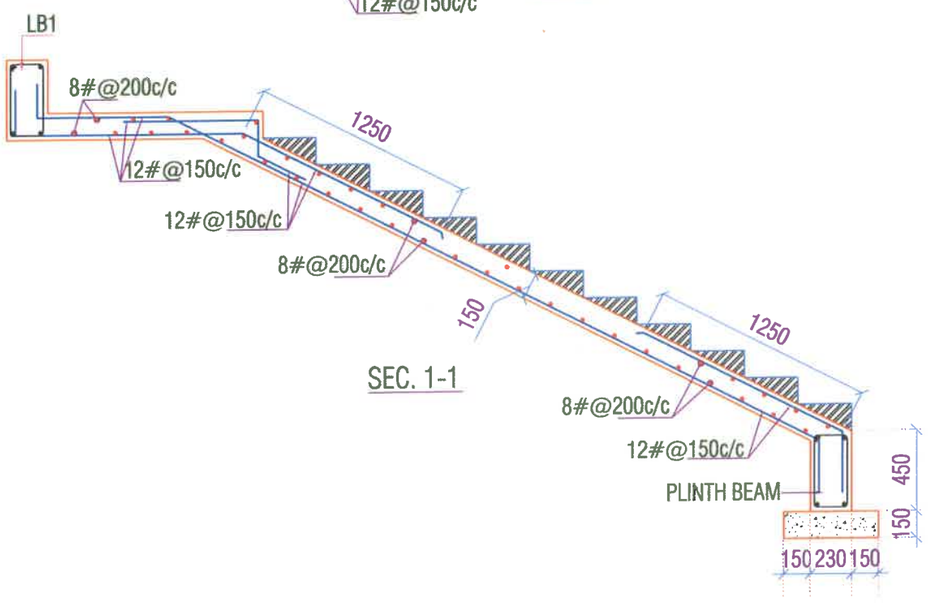

SEC. 1-1

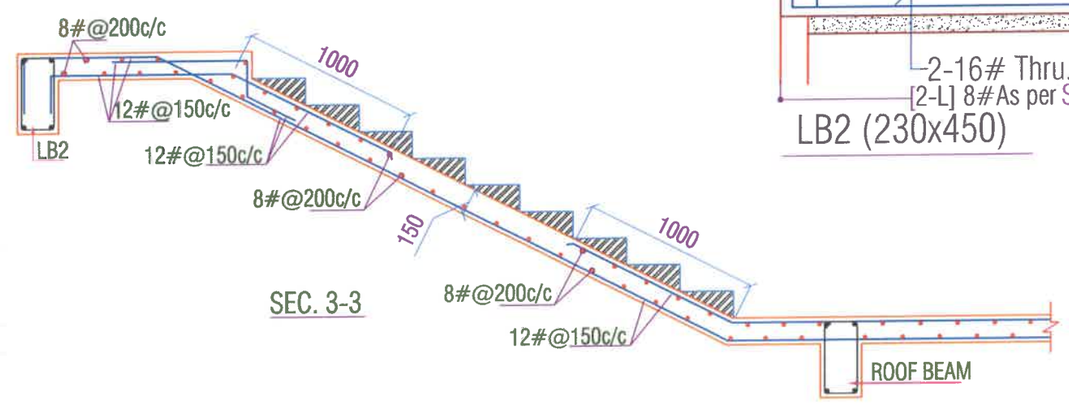

SEC. 3-3

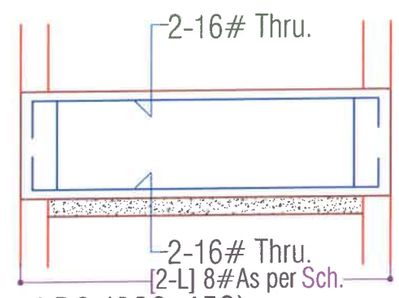

LB2 (230x450)

Grade Of Concrete
For Foundation/Raft/Pedustal= M25
For **Stair Case**= M25
For **Column/Lift Wall**= M25
For Beam & Slab= M25

Grade Of Reinforcement Steel
TMT Bar Fe 500D
[Primary Make(Tata,Jindal or Eq.)]

GENERAL NOTES:-

1. ALL DIMENSION AND LEVEL ARE IN MM & METER.
2. DO NOT SCALE THIS DRAWING WRITTEN DIMENSION ONLY.
3. THIS DRAWING SHOULD BE READ IN CONJUCTION WITH RELEVANT ARCHITECTURAL AND SERVICE DRAWING ANY DISCRIPANCY SHOULD BE IMMEDIATELY BROUGHT TO NOTICE.
4. ONLY LOAD BEARING WALLS ARE SHOWN IN PLAN OTHER WALLS SHALL BE STOPPED 1/2" BELOW SOFFIT OF BEAM/SLAB AND GAP FILLED WITH CEMENT MORTER UNLESS OTHERWISE SHOWN IN ARCHITECTURAL DRAWING.

REINFORCEMENT DETAILS
Please Reffer Drawing ST/JAY/00

CONCRETE DETAILS
Please Reffer Drawing ST/JAY/00

REV.	DATE	DESCRIPTION	REMARK
R1			
R2			
R3			
R4			

CLINT:-
G S Dreamhome LLP

ARCHITECTS:-
GRAPHITE DESIGN STUDIO
ARCHITECTS, INTERIOR DESIGNERS, PLANNERS
PLOT NO 68, JANAK PURI-I, IMLIWALA PAHRAI, JAIPUR-302005
CONTACT NO. +91-9928334414, 0141-2594114
email: akshit@graphitedesignstudio.com

STRUCTURAL CONSULTANTS:-
SG STRUCTURES
A-36,1ST FLOOR, SUNDER SINGH BANDARI NAGAR, SWEJ FARM, NEW SANGANER ROAD, JAIPUR-302019
E-mail: sg.structures@gmail.com
Tel: 09772202219,0141-2297076

PROJECT TITLE:-
Dream Homz
Address- Khasra No. 1296 & 1306,
Village-Makarwali, Pushkar Bypass,
Ajmer- 305004 (Rajasthan)

DRG. TITLE:- BLOCK- B
STAIR CASE LAYOUT & DETAIL

SCALE	DRG. NO.
SBC - 18.0 MT/Sq.Mtr@1.8M Designed For - G + 4	ST/GD/JAY/04a
RUPESH KHORWAL DRAFT BY	MANISH GUPTA DESIGN & CHK. BY.

DATE 03/03/2020	JOB.NO.	NORTH
PRINT 03/03/2020		

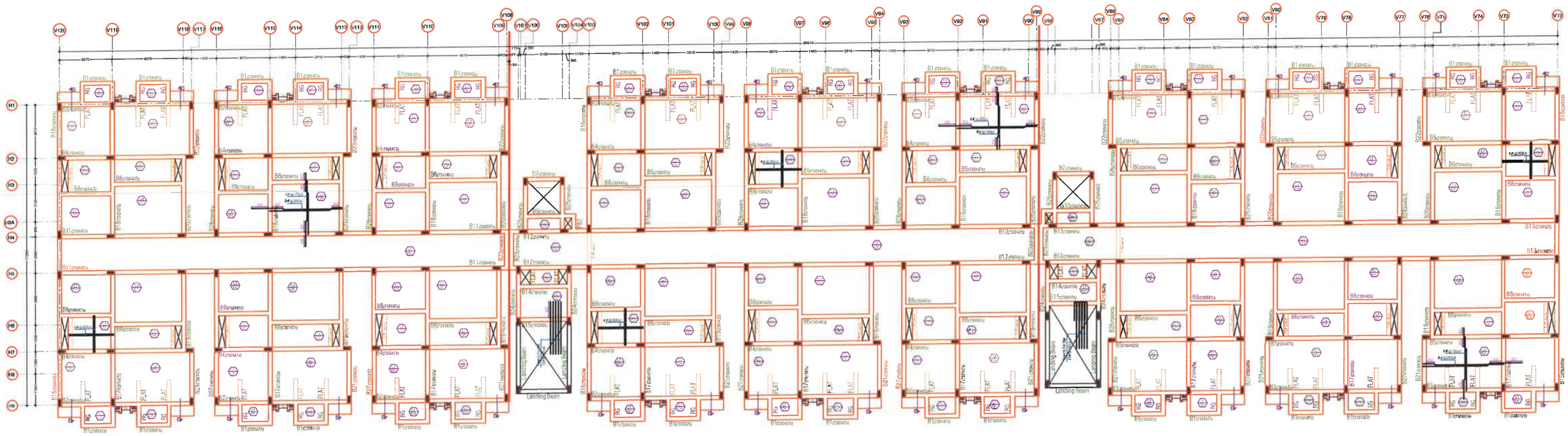

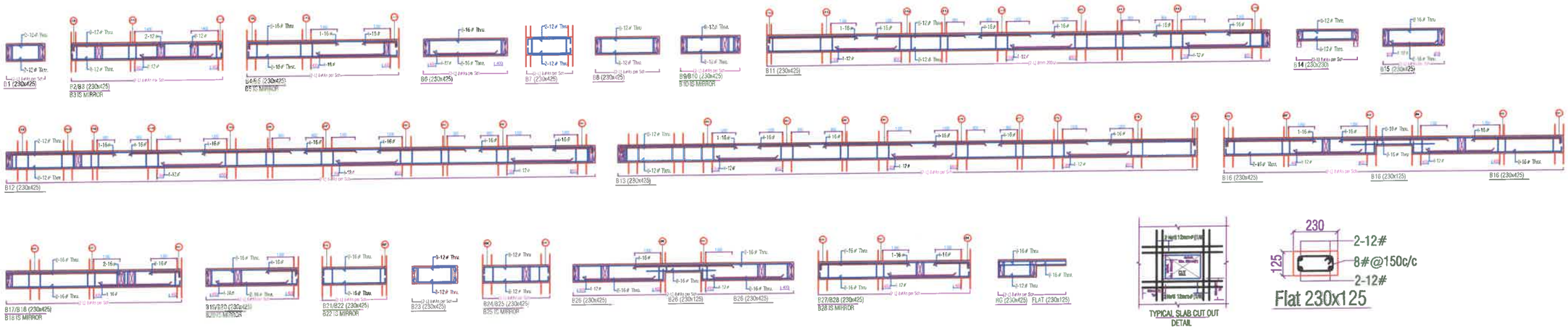

TYPICAL SLAB CUT OUT DETAIL

Flat 230x125

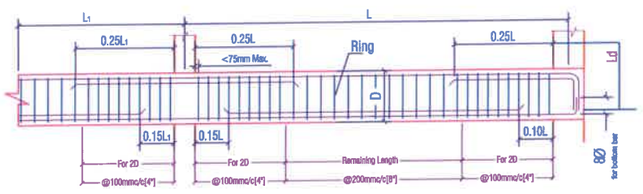

SIMPLIFIED CURTAILMENT AND STIRRUPS RULE FOR CONTINUOUS BEAMS
(Ø = Diameter of Beam Main Steel)
(D = Total Depth of Beam)

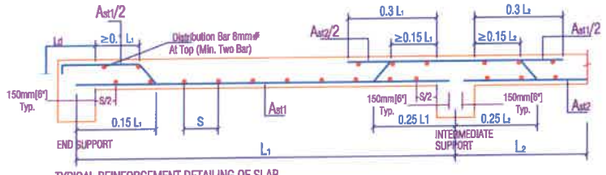

TYPICAL REINFORCEMENT DETAILING OF SLAB.
USING BENT- UP BARS (S = SPACING OF BARS)

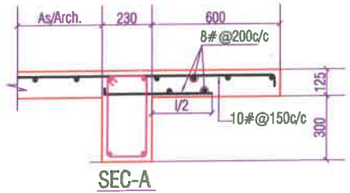

SEC-A

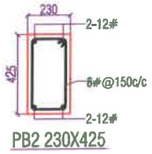

PB2 230X425

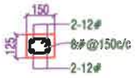

PB 150X125

Grade Of Concrete
For **Foundation/Raft/Pedustal**= M25
For Stair Case= M25
For Column/Lift Wall= M25
For Beam & Slab= M25

Grade Of Reinforcement Steel
TMT Bar Fe 500D
(Primary Make(Tata,Jindal or Eq.))

GENERAL NOTES:-

1. ALL DIMENSION AND LEVEL ARE IN MM & METER.
2. DO NOT SCALE THIS DRAWING WRITTEN DIMENSION ONLY.
3. THIS DRAWING SHOULD BE READ IN CONJUCTION WITH RELEVANT ARCHITECTURAL AND SERVICE DRAWING ANY DISCRIPANCY SHOULD BE IMMEDIATELY BROUGHT TO NOTICE.
4. ONLY LOAD BEARING WALLS ARE SHOWN IN PLAN OTHER WALLS SHALL BE STOPPED 1/2" BELOW SOFFIT OF BEAM/SLAB AND GAP FILLED WITH CEMENT MORTER UNLESS OTHERWISE SHOWN IN ARCHITECTURAL DRAWING.

REINFORCEMENT DETAILS
Please Reffer Drawing ST/JAY/00

CONCRETE DETAILS
Please Reffer Drawing ST/JAY/00

REV.	DATE	DESCRIPTION	REMARK
R1	01/07/	CUT OUT MARKED	
R2	02/07/	SLAB BEAM MARKED	
R3			
R4			
R5			

CLINT:-
G S Dreamhome LLP

ARCHITECTS:-
GRAPHITE DESIGN STUDIO
ARCHITECTS, INTERIOR DESIGNERS, PLANNERS.
PLOT NO 68, JANAK PURI, MUNWALA PARTAK, JAIPUR-302005
CONTACT NO. +91-9928334414, 0141-2994414
email: akshit@graphitedesignstudio.com

STRUCTURAL CONSULTANTS:-
SG STRUCTURES
A-36,1ST FLOOR, SUNDER SINGH BANDARI NAGAR, SWEJI FARM, NEW SANGANER ROAD, JAIPUR-302019
E-mail: sg.structures@gmail.com
Tel: 09772202219,0141-2297078

SG STRUCTURES
MANISH GUPTA
B.E.[civil] M.Tech.[Stru.]

PROJECT TITLE:-
Dream Homz
Address- Khasra No. 1296 & 1306,
Village-Makarwali, Pushkar Bypass,
Ajmer- 305004 (Rajasthan)

DRG. TITLE:- BLOCK 'B' GROUND TO 3RD
TYPICAL FLOOR ROOF LAYOUT & DETAIL

SCALE	DRG. NO.
SBC - 18.0 MT/Sq.M.+1.8M Designed For - G + 4	ST/GD/JAY/05
RUPESH KHORWAL DRAFT BY	MANISH GUPTA DESIGN & CHK. BY.

DATE 02/07/2020	JOB.NO.	NORTH
PRINT 00/07/2020		

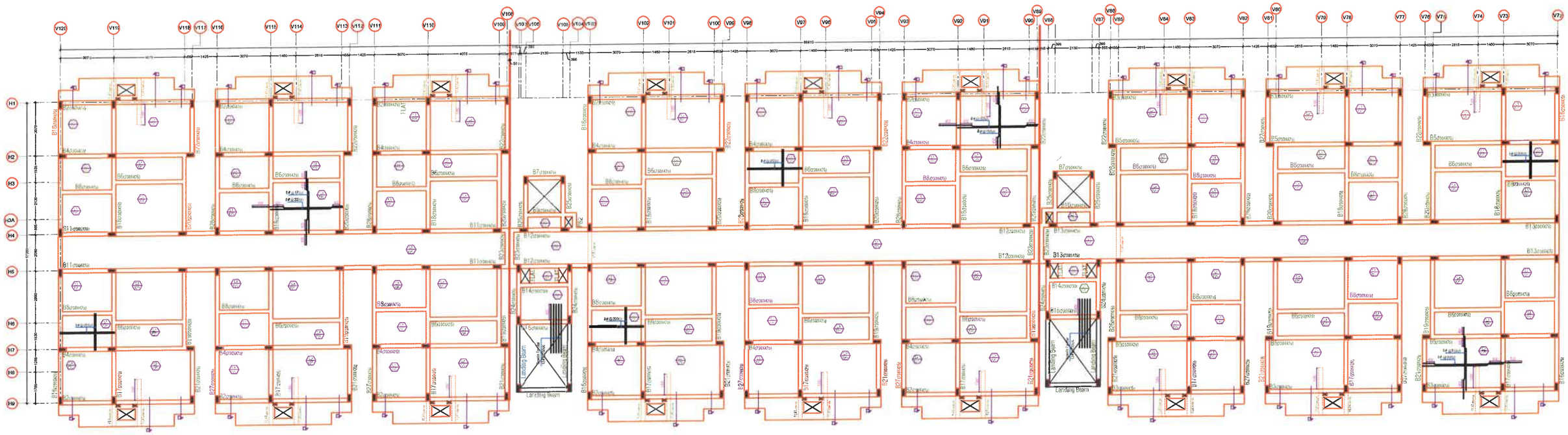

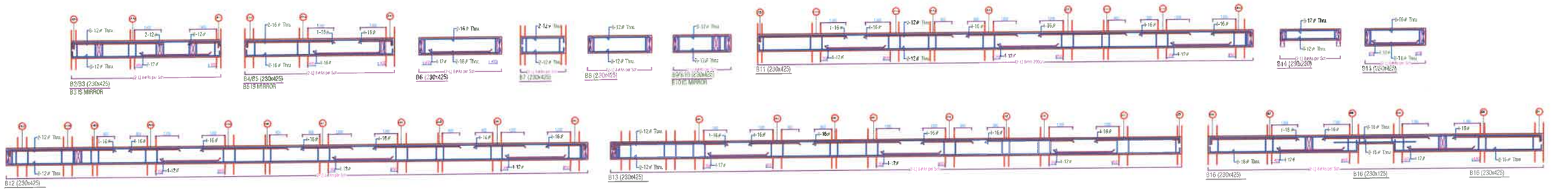

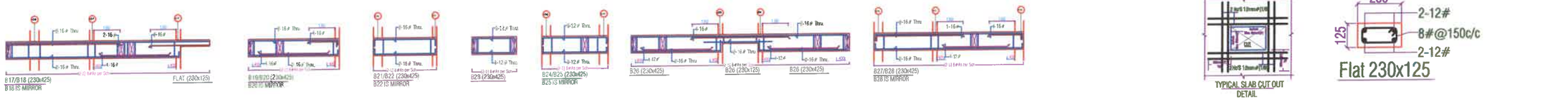

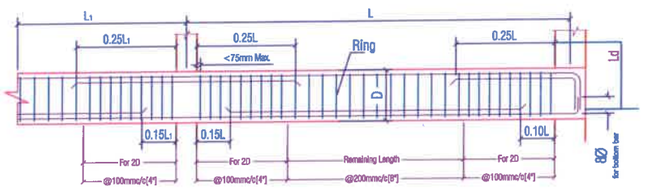

SIMPLIFIED CURTAILMENT AND STIRRUPS RULE FOR CONTINUOUS BEAMS
(Ø = Diameter of Beam Main Steel)
(D = Total Depth of Beam)

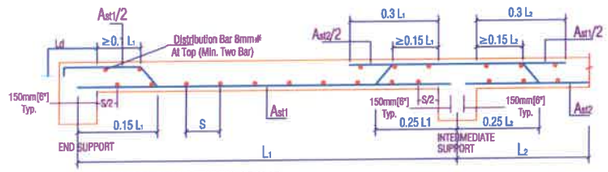

TYPICAL REINFORCEMENT DETAILING OF SLAB.
USING BENT- UP BARS (S = SPACING OF BARS)

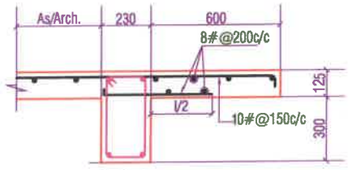

SEC-A

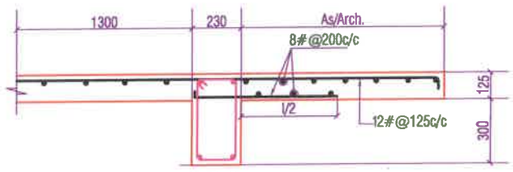

SEC-2

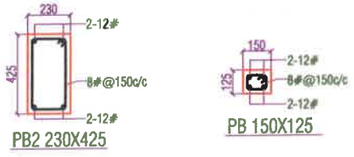

PB2 230X425

PB 150X125

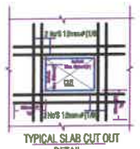

TYPICAL SLAB CUT OUT DETAIL

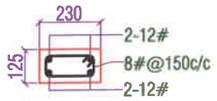

Flat 230x125

BEAM 1 REMOVE THIS FRAMING

SG STRUCTURES
MANISH GUPTA
B.E.[civil] M.Tech.[Stru.]

Grade Of Concrete
For Foundation/Raft/Pedustal= M25
For Stair Case= M25
For Column/Lift Wall= M25
For Beam & Slab= M25

Grade Of Reinforcement Steel
TMT Bar Fe 500D
[Primary Make(Tata,Jindal or Eq.)]

GENERAL NOTES:-

1. ALL DIMENSION AND LEVEL ARE IN MM & METER.
2. DO NOT SCALE THIS DRAWING WRITTEN DIMENSION ONLY.
3. THIS DRAWING SHOULD BE READ IN CONJUCTION WITH RELEVANT ARCHITECTURAL AND SERVICE DRAWING ANY DISCREPANCY SHOULD BE IMMEDIATELY BROUGHT TO NOTICE.
4. ONLY LOAD BEARING WALLS ARE SHOWN IN PLAN OTHER WALLS SHALL BE STOPPED 1/2" BELOW SOFFIT OF BEAM/SLAB AND GAP FILLED WITH CEMENT MORTER UNLESS OTHERWISE SHOWN IN ARCHITECTURAL DRAWING.

REINFORCEMENT DETAILS
Please Reffer Drawing ST/JAY/00

CONCRETE DETAILS
Please Reffer Drawing ST/JAY/00

REV	DATE	DESCRIPTION	REMARK
R1	01.10.21	CUT OUT MARKED	
R2	10.10.21	SLAB REMAR MARKED	
R3	19.11.21	ADDMITTL	
R4			

CLINT:-
G S Dreamhome LLP

ARCHITECTS:-
GRAPHITE DESIGN STUDIO
ARCHITECTS, INTERIOR DESIGNERS, PLANNERS
PLOT NO.68, JANAK PURI-1, IMLIWALA PANTAN, JAIPUR-302035
CONTACT NO. +91-9928334414, 0141-2594414
email: akshit@graphitedesignstudio.com

STRUCTURAL CONSULTANTS:-
SG STRUCTURES
A-36,1ST FLOOR, SUNDER SINGH BANDARI NAGAR, SWEJ FARM, NEW SANGANER ROAD, JAIPUR-302019
E-mail: sg.structures@gmail.com
Tel: 09772202219,0141-2297076

PROJECT TITLE:-
Dream Homz
Address- Khasra No. 1296 & 1306, Village-Makarwali, Pushkar Bypass, Ajmer- 305004 (Rajasthan)

DRG. TITLE:- BLOCK 'B'
FOURTH FLOOR ROOF LAYOUT & DETAIL

SCALE	DRG. NO.
SBC :-18.0 MT/Sq.M i/r-1.8M Designed For :- G + 4	ST/GD/JAY/06
RUPESH KHORWAL DRAFT BY	MANISH GUPTA DESIGN & CHK. BY.
DATE 27/08/2020 PRINT 00/08/2020	JOB.NO. / NORTH

GENERAL NOTES

1. Contractor to check and verify all dimensions before execution of the work.
2. All dimensions are given Meter Millimeter unless other wise specified
3. Figured dimensions shall be followed.
4. Executive authority shall check the drawing before tracing execution in hand.
5. All structural drawings shall be read in conjunction with relevant architectural drgs any discrepancy between them observed shall be brought to the notice of the accepting officer for necessary clarification.
6. Any variation between the details given in the structure grd and tropical drg, the details shown in structural drawing shall be followed.
7. All reinforcement for rcc work shall be TMT Grade Fe 500D conforming to IS : 1786-2008
8. The foundation has been designed as Raft footing.
   The SBC has been taken as 18MT/Sq.m at a depth of 1.8 Meter Below Natural Ground level.
9. While laying foundation, contractor shall make suitable arrangements to lower the subsoil water [if Any] below the foundation level. Foundation concrete shall always be provide under foundation of all RCC/ masonry structural.
10. Lean concrete in PCC as per specified to min thickness (unless other wise specified or shown in DRG) shall always be provided under foundation of all RCC / masonry structure.
11. Unless other wise mentioned lintels over opening/ jails niches shall be provide as per typical DRG of lintels and chanjjas.
12. RCC lintel band over full and half block thick wall shall be provided continuously at lintel level (2.1 M above FFL) under sl no. 11 above and where height of solid wall exceeds 2.4 M
13. Water used for mixing and curing of concrete work shall conform to quality criteria specified in IS : 456-2000
14. Unless other wise specified the structural concrete shall be M 25 for all structural members (design mix concrete conforming to the acceptance criteria given in IS :456-2000)
15. Form working for concrete shall be rigidly constructed of approved materiats and shall be true to the shape and dimensions of the finished members and water tight. Form work shall be designed for all imposed loads (dead, live, constructional, wind, vibration, impact, fluid pressure etc.)
16. From work shall be supported on closely spaced stiff props adequately braced in plan and firmly placed on sub-base ground not liable to settle under loads.
17. Aggregate to be used in structural concrete shall be crushed/broken stone as coarse aggregates, river/PIT sand/ stone dust as fine aggregates conforming to grading and other quality criteria as specified in IS : 383
18. Strength of hollow blocks/ solid blocks shall not be less than 35 kg/cm2 and 45 kg/cm2 respectively
19. All plinth beams shall be cast over 6" th. PCC 1:4:8 width of beam plus 6" wide were ever directly resting on fully compacted earch.
20. All existing walls and wall below plinth level shall be constructed with solids blocks.
21. Wall shall be constructed over PB as shown in the drawing where PB is not available, wall shall rest over dwarf wall /foundation.
22. The missing details, if any in structural DRG but technically required based on sound engineering practice, must followed and read in construction with relevant drawing.
23. In beams, wherever reinforcement bars are provide in two or more layers, space bars of 25# @ 4' c/c shall be provide between the reinforcement layers.
24. PCC lean concrete below foundation shall have 6" offset on all sides. Wherever the gap between two footing is less than 8", the whole gap shall be filled with lean concrete.
25. Clear cover to all reinforcement shall be as under:

PRTICULAR	BOTTOM	TOP	SIDES
SLAB	3/4"(20MM.)	2/3"(15MM.)	
FOOTING	2"(60MM.)	2"(50MM.)	2"(50MM.)
RETAINING WALL		1"(25MM.)	11/2"(40MM.) (EARTH SIDE) 2/3"(16MM.) (IN SIDE)
COLUMNS			11/2"(40MM.)
BEAMS, LINTEL	1"(25MM.)	1"(25MM.)	1"(25MM.)
WALLS,FLOOR SLAB & ROOF SLAB OF WATER TANK.			1"(25MM.) ON WATER FACE 1 1/2"(40MM.) (ON ERTH SIDE) WHERE APPLICABLE

26. The building has been designed as per IS : 1893-2016 and IS : 456-2000 considering earthquake zone II for AJMER, Rajasthan
27. Admixtures :
    A. ADMIXTURE IF USED SHALL COMPLY WITH IS : 9103
    b. It should not impair durability of concrete
    c. The workability, compressive strength & the slump loss of concrete with & without the use of admixture shall be Established during trial mixes before its use.
    d. Preparation of mix using admixture is to be as per manufactures instructions.
28. For any other details not shown / indicated on DRG. Shall be as per IS 456:2000, IS 1893 : 2016.

REINFORCEMENT DETAILING

29. All reinforcement shall be terminated with straight length or L shape unless other wise specified
30. The horizontal distance between two parallel main reinforcement bars shall not be less than dia of the larger dia bar or 5 mm more than nominal size of coarse aggregate, which ever is more. Spacing of long bars measured along periphery of the col. Shall exceed 300 mm.
31. First main / secondary bar in a slab shall be placed along the center line of the span and other spaced as specified in the DRG covering the enter span between center line of supports.
32. In beam/ lintels, first stirrup shall be at the center of span and subsequent ones at the spacing indicated in the DRGS
33. Temperature reinforcement (distribution steel in slab where not shown in drawing shall be 0.12% (for)
34. Unless other wise specified 8# @ 300 c/c shall be provide as binders in top portion of slab reinforcement and placed parallel to support.
35. Positive reinforcement in shorter direction in middle position region for negative reinforcement.
36. Min 3 nos 8 mm # diagonal bars shall be provided at the corners of freely supported or non continues edges of slab
37. Unless other wise specified side face reinforcement shall be provide for all beams of depth exceeding 750 m as per IS : 456-2000, or as shown in drawing.
38. Anchorage length :- all RCC structure elements (column, cantilevered, beams & slab) shall have their main reinforcement suitable anchored to provide the full development length (48 x d for tension & 38 x d for compression for M 25 mix concrete & FE 500)
    provide the full development length (46 x d for tension & 36 x d for compression for M 30 mix concrete & FE 500)
39. No laps shall be provide in the high stress zones listed below.
    a. Middle 1/3 span of slabs/ beams in case of positive reinforcement.
    b. 0.3 L of span from the supports in case of beams/ slabs for negative reinforcement .
    c. 0.25 L from the supports / junction in case of longitudinal reinforcement for column.
    d. Not more than 40% bars shall be lapped at any one section.
    e. Laps shall be staggered with min distance equal to 1.3 times the lap length between two lap section.
40. Lap length :- unless specified, lap splice shall be provided for all bars less than 36 mm dia (bars of more than 36 mm dia shall be welded)

	Tension	compression
a) Tor steel [M25 & Fe500]	48 x dia	38 x dia
a') Tor steel [M30 & Fe500]	46 x dia	36 x dia

    b) When bars of different dia area to be spliced lap length shall be calculated on basis of smaller dia.
    c) Splice of bars in columns shall be avoided as far as possible. Where inescapable laps shall be provided after interval of two stories.
41. For the/ floor and rafter slabs, chair supports shall be provided to maintain vertical spacing between top and bottom reinforcement bar.
42. 3 x 10 # or 2 x 12 # bars shall be longitudinally provided in the RCC floor slab where partition/ panel walls are supported on them.
43. Dowel bars shall be held firmly in position to avoid dislocation and loss of bond due to vibration during construction stage.
44. In pashed construction vertical reinforcement of columns (dowels) shall be extended (and left) beyond slab min 50 times the dia of bars with at least 50 % bars extending up to 100 times the dia of the bar unless otherwise specified.
45. Top of all construction slabs shall be kept at the same level similarly soffits of al adjoining cantilevered projection shall be at the same level.
46. SPLICING OF COLUMN BARS AT INTERMEDIATE FLOOR.

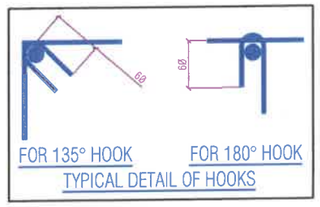

TYPICAL DETAIL OF HOOKS

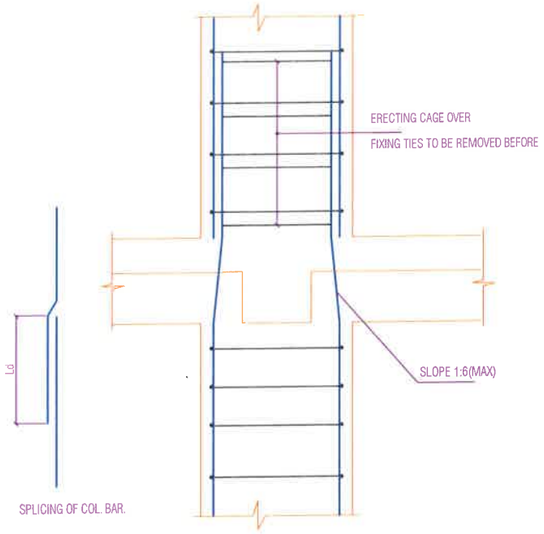

47. SPLICING OF COLUMN BARS AT INTERMEDIATE FLOOR WHEN THE RELATIVE DISPLACEMENTOF THE COLUMN FACE IS MORE THAN 75MM.

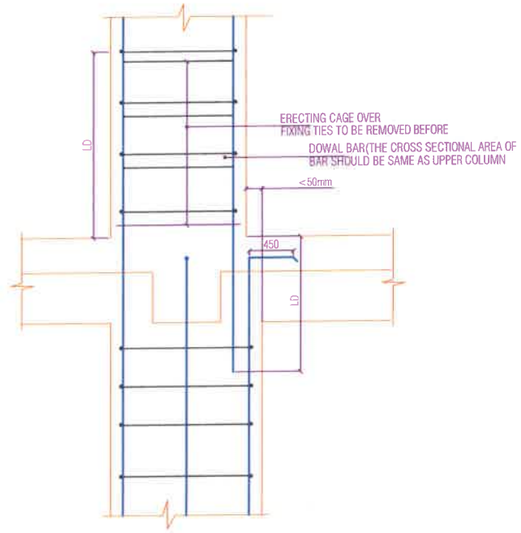

48. SIMPLIFIED CURTAILMENT AND STIRRUPS RULE FOR CONTINUOUS BEAMS

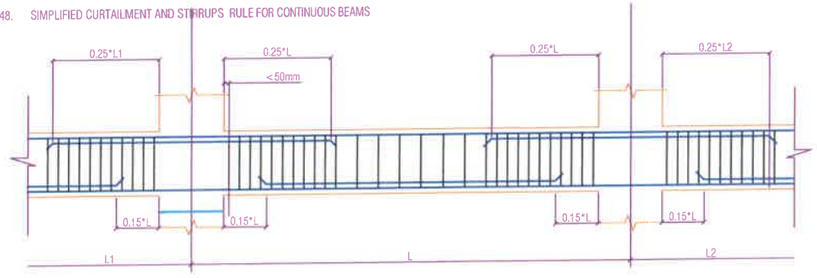

49. TYPICAL REINFORCEMENT DETAILING OF SLAB

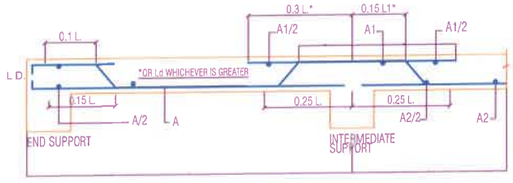

52. R.C.C. BAND FOR HALF BRICK WALL.
IN CASE OF 125TH WALLS EXCEEDING 2000 IN HEIGHT R.C.C BAND SHALL BE PROVIDED AT EVERY 2000 INTERVAL AS SHOWEN IN THE FIGURE THE BEARING OF R.C.C. BAND SHALL BE EQUAL TO THE WIDTH OF THE ADJOINING WALL.

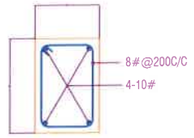

51. R.C.C. CHAJJAS/ SHELVES.
WHERE EVER R.C.C. CHAJJAS/ SHELVES ARE PROVIDED WITH OUT LINTL, THESE SHALL BE TAKEN IN TO THE FULL THK. OF THE WALL.

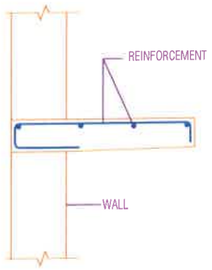

CONSTRUCTIONAL DETAILS.

1. For slabs plate / surface vibrator shall only be used for compaction to insure better quality control & needle pin vibrator shall not be used
2. A plaster groove of width 12 mm and depth 5 mm shall be provided all long the junction of RCC slab and masonry wall (internal)
3. Concerting of the entire roof slab including beams between construction joints / crumple section shall be done in one operation, If a joint inescapable it shall be a vertical joint in the middle third of the span and parallel to the main reinforcement
4. Structural continuity in RCC between two successive days work shall be achieved by cleaning the old surface of all loose concrete appling net cement slurry and proper compaction.
5. Curing of all structural concrete shall be done up to a main time period of 14 days or the stripping time of from work which over is later

REMOVAL OF CENTERING

1.The centilever for sopporting the over hang of cantilevev beam slabs should be retaing untr sufficieed counter weight over the bearing has been attained by building masonry or otherwise.
2.The shuttering for cantilever slab / beam should be removed starting from the over hang edge.
3.Im case of canopies with cantilever beam the centring for the canopy slab in between the beam shall be removed frist.
4.Stripping time for concrete shall be as under if O P C is used
   a)Verticale form work to columns , walls , beam-24hrs.
   b)Slabs up to 4.5 M span. 7 days
   c)Slabs above 4.5 M span. 14 days
   d)Beams & arches up to 6 M span. 14 days
   e)Beams & arches above 6 M span. 21 days
5.In case of P P C 50 % stripping time to be added.
6.In case of from work has re-entrant angles the from work shall be removed as soon as possible after concrete has set to avoid shrinkage cracking.

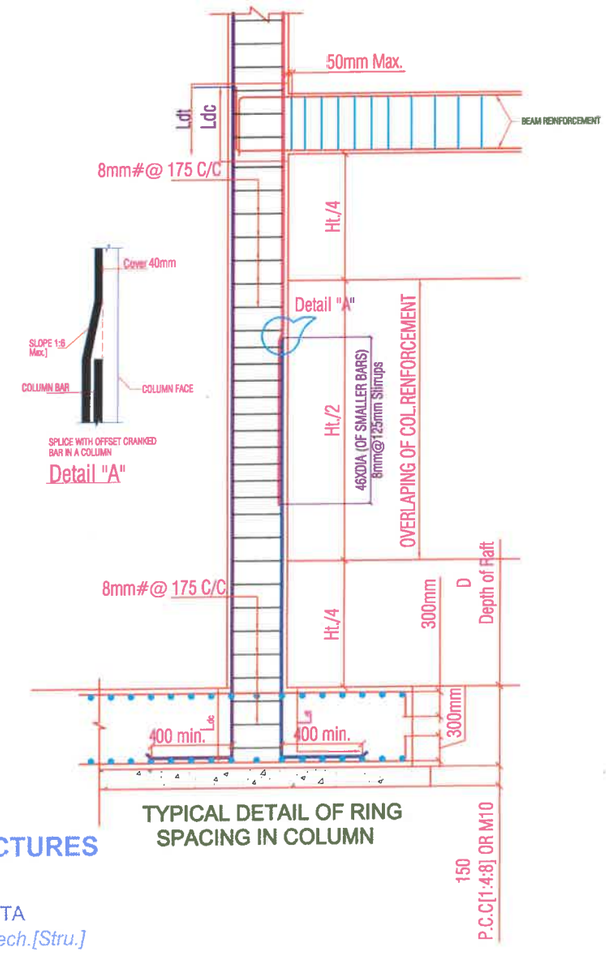

TYPICAL DETAIL OF RING SPACING IN COLUMN

SG STRUCTURES
MANISH GUPTA
B.E.[civil] M.Tech.[Stru.]

Grade Of Concrete
For Foundation/Raft/Pedustal= M25
For Stair Case= M25
For Column/Lift Wall= M25
For Beam & Slab= M25

Grade Of Reinforcement Steel
TMT Bar Fe 500D
[Primary Make(Tata,Jindal or Eq.)]

GENERAL NOTES:-
1. ALL DIMENSION AND LEVEL ARE IN MM & METER.
2. DO NOT SCALE THIS DRAWING WRITTEN DIMENSION ONLY.
3. THIS DRAWING SHOULD BE READ IN CONJUCTION WITH RELEVANT ARCHITECTURAL AND SERVICE DRAWING ANY DISCRIPANCY SHOULD BE IMMEDIATELY BROUGHT TO NOTICE.
4. ONLY LOAD BEARING WALLS ARE SHOWN IN PLAN OTHER WALLS SHALL BE STOPPED 1/2" BELOW SOFFIT OF BEAM/SLAB AND GAP FILLED WITH CEMENT MORTER UNLESS OTHERWISE SHOWN IN ARCHITECTURAL DRAWING.

REINFORCEMENT DETAILS
Please Reffer Drawing ST/JAY/00
CONCRETE DETAILS
Please Reffer Drawing ST/JAY/00

REV.	DATE	DESCRIPTION	REMARK
R1			
R2			
R3			
R4			

CLINT:-
G S Dreamhome LLP

ARCHITECTS:-
GRAPHITE DESIGN STUDIO
ARCHITECTS, INTERIOR DESIGNERS, PLANNERS
PLOT NO 68, JANAK PURI-I, IMLIWALA PAHTAK, JAIPUR 302005
CONTACT NO. +91-9928334414, 0141-2594414
email: akshit@graphitedesignstudio.com

STRUCTURAL CONSULTANTS:-
SG STRUCTURES
A-36,1ST FLOOR, SUNDER SINGH BANDARI NAGAR, SWEJ FARM, NEW SANGANER ROAD, JAIPUR-302019
E-mail: sg.structures@gmail.com
Tel: 09772202219,0141-2297076

PROJECT TITLE:-
Dream Homz
Address- Khasra No. 1296 & 1306, Village-Makarwali, Pushkar Bypass, Ajmer- 305004 (Rajasthan)

DRG. TITLE:-
GENERAL DETAIL SHEET

SCALE	DRG. NO.
SBC=18.0 MT/Sq.Mtr1.8M Designed For=G+4	ST/GD/JAY/00
RUPESH KHORWAL DRAFT BY	MANISH GUPTA DESIGN & CHK. BY.

DATE 05/11/2019	JOB.NO.	NORTH
PRINT 00/11/2019		



COLUMN	C-1/C-2/C-3/C-4/C-5/C-6/C-7/ C-8/C-9/C-10/C-11/C-12/C-13/ C-14/C-15/C-16/C-17/ C-18/C-19/C-20/C-21/C-22/ C-26/C-27/C-30/C-31/C-35/ C-36/C-40/C-41/C-42/C-43/ C-44/C-45/C-46/C-47/C-50/ C-51/C-52/C-53/C-54/C-55/ C-56/C-57/C-58/C-59/C-60/		C-61/C-62/C-63/C-64/C-65/ C-68/C-69/C-70/C-71/C-72/ C-73/C-74/C-75/C-76/C-77/ C-81/C-82/C-89/C-90/C-94/ C-95/C-96/C-97/C-100/C-101/ C-102/C-103/C-104/C-105/ C-106/C-107/C-108/C-109/ C-110/C-111/C-112/C-113/ C-114/C-115/C-116/C-117.		C-23/C-25/C-28/C-32/C-34/ C-37/C-39/C-78/C-80/C-83/ C-86/C-88/C-91/C-93.		C-24/C-33/C-38/C-66/C-67/ C-79/C-87/C-92.		C-29/C-84/C-85.		C-48/C-49.		C-98/C-99.	
Foundation To 1st. Floor	230 / 450 / 8-12#	8mm@175c/c	230 / 450 / 8-12#	8mm@175c/c	230 / 450 / 8-16#	8mm@175c/c	230 / 450 / 4-12# / 4-16#	8mm@175c/c	230 / 450 / 8-16#	8mm@175c/c	230 / 450 / 4-12# / 4-16#	8mm@175c/c	230 / 450 / 4-12# / 4-16#	8mm@175c/c
1st. FloorTo 2nd. Floor	230 / 450 / 8-12#	8mm@175c/c	230 / 450 / 8-12#	8mm@175c/c	230 / 450 / 4-12# / 4-16#	8mm@175c/c	230 / 450 / 8-12#	8mm@175c/c	230 / 450 / 8-16#	8mm@175c/c	230 / 450 / 4-12# / 4-16#	8mm@175c/c	230 / 450 / 4-12# / 4-16#	8mm@175c/c
2nd. Floor To 3rd. Floor	230 / 450 / 8-12#	8mm@175c/c	230 / 450 / 8-12#	8mm@175c/c	230 / 450 / 8-12#	8mm@175c/c	230 / 450 / 8-12#	8mm@175c/c	230 / 450 / 4-12# / 4-16#	8mm@175c/c	230 / 450 / 8-12#	8mm@175c/c	230 / 450 / 4-12# / 4-16#	8mm@175c/c
3rd. Floor To 4th. Floor	230 / 450 / 8-12#	8mm@175c/c	230 / 450 / 8-12#	8mm@175c/c	230 / 450 / 8-12#	8mm@175c/c	230 / 450 / 8-12#	8mm@175c/c	230 / 450 / 8-12#	8mm@175c/c	230 / 450 / 8-12#	8mm@175c/c	230 / 450 / 4-12# / 4-16#	8mm@175c/c
4th. Floor To (Terrace)	230 / 450 / 8-12#	8mm@175c/c	230 / 450 / 8-12#	8mm@175c/c	230 / 450 / 8-12#	8mm@175c/c	230 / 450 / 8-12#	8mm@175c/c	230 / 450 / 8-12#	8mm@175c/c	230 / 450 / 8-12#	8mm@175c/c	230 / 450 / 4-12# / 4-16#	8mm@175c/c

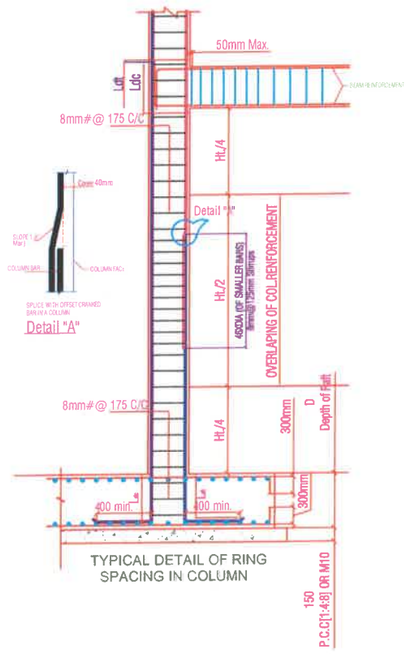

TYPICAL DETAIL OF RING SPACING IN COLUMN

SG STRUCTURES
MANISH GUPTA
B.E.[civil] M.Tech.[Stru.]

Grade Of Concrete
For Foundation/Raft/Pedustal= M25
For Stair Case= M25
For Column/Lift Wall= M25
For Beam & Slab= M25

Grade Of Reinforcement Steel
TMT Bar Fe 500D
(Primary Make(Tata,Jindal or Eq.))

GENERAL NOTES:-
1. ALL DIMENSION AND LEVEL ARE IN MM & METER.
2. DO NOT SCALE THIS DRAWING WRITTEN DIMENSION ONLY.
3. THIS DRAWING SHOULD BE READ IN CONJUCTION WITH RELEVANT ARCHITECTURAL AND SERVICE DRAWING ANY DISCRIPANCY SHOULD BE IMMEDIATELY BROUGHT TO NOTICE.
4. ONLY LOAD BEARING WALLS ARE SHOWN IN PLAN OTHER WALLS SHALL BE STOPPED 1/2" BELOW SOFFIT OF BEAM/SLAB AND GAP FILLED WITH CEMENT MORTER UNLESS OTHERWISE SHOWN IN ARCHITECTURAL DRAWING.

REINFORCEMENT DETAILS
Please Reffer Drawing ST/JAY/00

CONCRETE DETAILS
Please Reffer Drawing ST/JAY/00

REV.	DATE	DESCRIPTION	REMARKS
R1			
R2			
R3			
R4			

CLINT:-
G S Dreamhome LLP

ARCHITECTS:-
GRAPHITE DESIGN STUDIO
ARCHITECTS, INTERIOR DESIGNERS, PLANNERS
PLOT NO 68, JANAK PURI-I, MALWATA PAHFAK, JAIPUR-302005
CONTACT NO. +91-9928334414, 0141-2594414
email: akshit@graphitedesignstudio.com

STRUCTURAL CONSULTANTS:-
SG STRUCTURES
A-36,1ST FLOOR, SUNDER SINGH BANDARI NAGAR, SWEJ FARM, NEW SANGANER ROAD, JAIPUR-302019
E-mail: sg.structures@gmail.com
Tel: 09772202219,0141-2297076

PROJECT TITLE:-
Dream Homz
Address- Khasra No. 1296 & 1306, Village-Makarwali, Pushkar Bypass, Ajmer- 305004 (Rajasthan)

DRG. TITLE:- BLOCK 'C'
COLUMN LAYOUT & DETAIL

SCALE	DRG. NO.
SBC : 18.0 MT/Sq.Meter1.8MA Designed For : G + 4	ST/GD/JAY/01
RUPESH KHORWAL DRAFT BY	MANISH GUPTA DESIGN & CHK. BY.
DATE 05/11/2019 PRINT 07/11/2019	JOB.NO. / NORTH

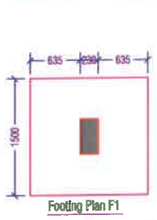

Footing Plan F1

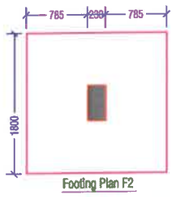

Footing Plan F2

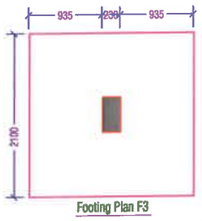

Footing Plan F3

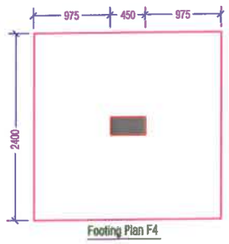

Footing Plan F4

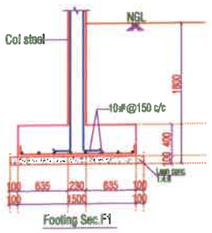

Footing Sec.F1

Footing Sec.F2

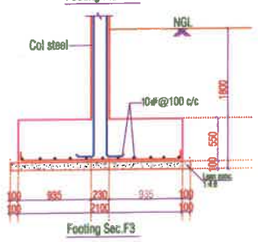

Footing Sec.F3

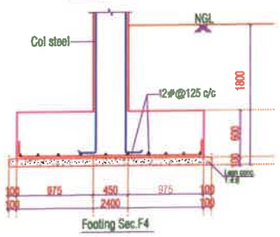

Footing Sec.F4

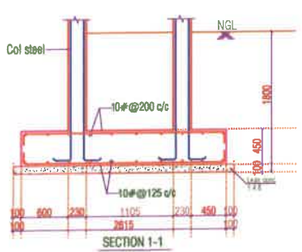

SECTION 1-1
CF-1

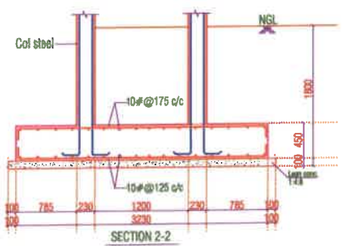

SECTION 2-2
CF-2

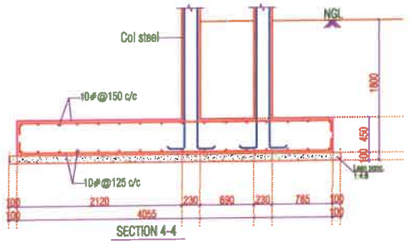

SECTION 4-4
CF-4

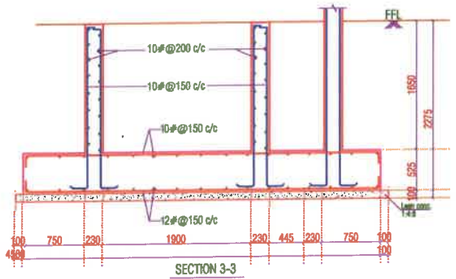

SECTION 3-3
CF-3

SG STRUCTURES
MANISH GUPTA
B.E.[civil] M.Tech.[Stru.]

Grade Of Concrete
For Foundation/Raft/Pedustal= M25
For Stair Case= M25
For Column/Lift Wall= M25
For Beam & Slab= M25

Grade Of Reinforcement Steel
TMT Bar Fe 500D
[Primary Make(Tata,Jindal or Eq.)]

GENERAL NOTES:-

1. ALL DIMENSION AND LEVEL ARE IN MM & METER.
2. DO NOT SCALE THIS DRAWING WRITTEN DIMENSION ONLY.
3. THIS DRAWING SHOULD BE READ IN CONJUCTION WITH RELEVANT ARCHITECTURAL AND SERVICE DRAWING ANY DISCRIPANCY SHOULD BE IMMEDIATELY BROUGHT TO NOTICE.
4. ONLY LOAD BEARING WALLS ARE SHOWN IN PLAN OTHER WALLS SHALL BE STOPPED 1/2" BELOW SOFFIT OF BEAM/SLAB AND GAP FILLED WITH CEMENT MORTER UNLESS OTHERWISE SHOWN IN ARCHITECTURAL DRAWING.

REINFORCEMENT DETAILS

Please Reffer Drawing ST/JAY/00

CONCRETE DETAILS

Please Reffer Drawing ST/JAY/00

REV.	DATE	DESCRIPTION	REMARK
R1			
R2			
R3			
R4			

CLINT:-
G S Dreamhome LLP

ARCHITECTS:-
GRAPHITE DESIGN STUDIO
ARCHITECTS, INTERIOR DESIGNERS, PLANNERS
PLOT NO 68, JANAK PURI-I, IMLIWALA PAHTAK, JAIPUR-302006
CONTACT NO. +91-9926334414,0141-2594414
email: akshit19@graphitedesignstudio.com

STRUCTURAL CONSULTANTS:-
SG STRUCTURES
A-36,1ST FLOOR, SUNDER SINGH BANDARI NAGAR, SWEJ FARM, NEW SANGANER ROAD, JAIPUR-302019
E-mail: sg.structures@gmail.com
Tel: 09772202219,0141-2297076

PROJECT TITLE:-
Dream Homz
Address- Khasra No. 1296 & 1306, Village-Makarwali, Pushkar Bypass, Ajmer- 305004 (Rajasthan)

DRG. TITLE:- BLOCK 'C'
FOUNDATION LAYOUT & DETAIL

SCALE	DRG. NO.
SBC - 18.0 MT/Sq M@1.8M Designed For - G + 4	ST/GD/JAY/02
RUPESH KHORWAL DRAFT BY	MANISH GUPTA DESIGN & CHK. BY.

DATE 05/11/2019	JOB.NO.	NORTH
PRINT 07/11/2019		

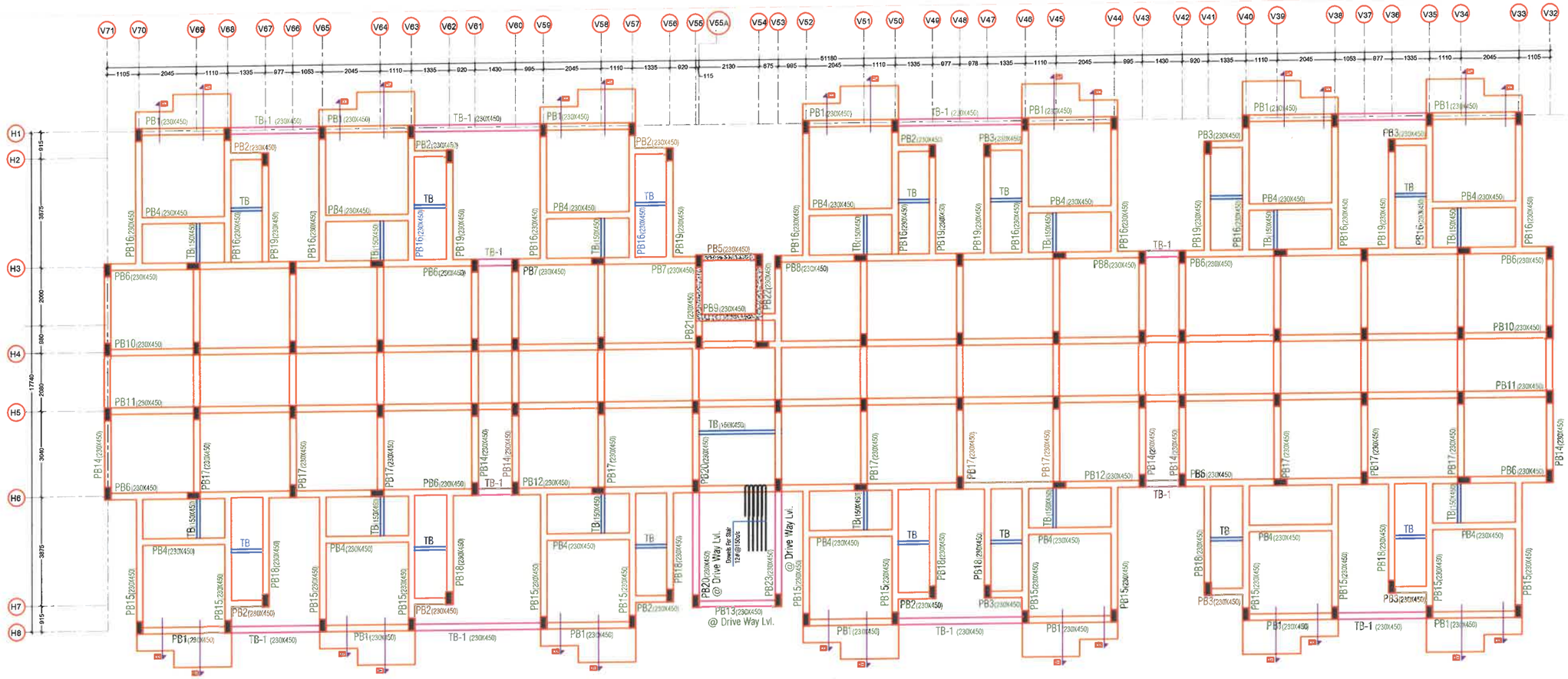

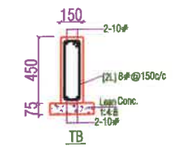

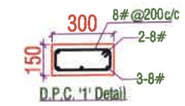

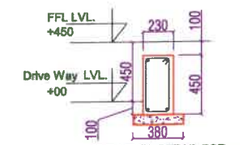

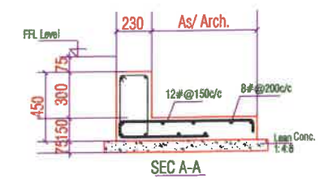

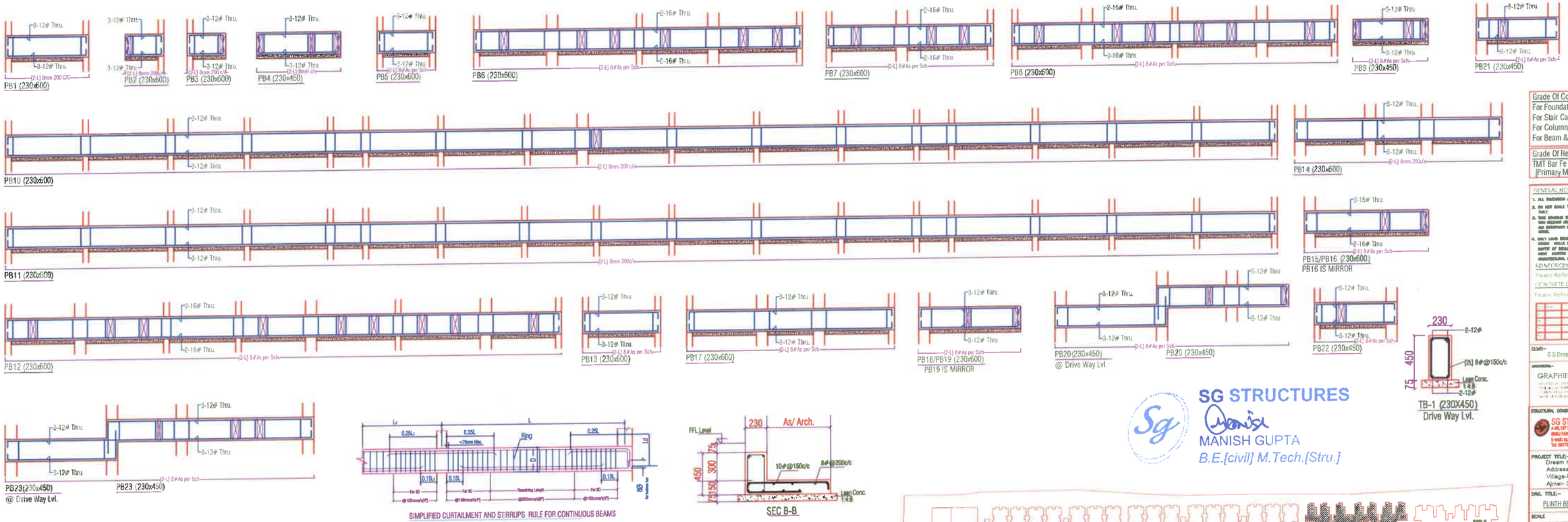

Grade Of Concrete
For Foundation/Raft/Pedustal= M25
For Stair Case= M25
For Column/Lift Wall= M25
For Beam & Slab= M25

Grade Of Reinforcement Steel
TMT Bar Fe 500D
(Primary Make(Tata,Jindal or Eq.))

GENERAL NOTES:

1. ALL DIMENSION AND LEVEL ARE IN MM & METER.
2. DO NOT SCALE THIS DRAWING WRITTEN DIMENSION ONLY.
3. THIS DRAWING SHOULD BE READ IN CONJUNCTION WITH RELEVANT ARCHITECTURAL AND STRUCT DRAWING AND DISCREPANCY SHOULD BE IMMEDIATELY BROUGHT TO NOTICE.
4. ONLY 230MM BRICKWORK WALLS ARE SHOWN IN PLAN OTHER WALLS SHALL BE STOPPED 1/2" BELOW SOFFIT OF BEAM/SLAB AND GAP FILLED WITH CEMENT MORTAR UNLESS OTHERWISE SHOWN IN ARCHITECTURAL DRAWING.

REINFORCEMENT DETAILS
Refer Drawing

CONCRETE DETAILS
Refer Drawing

CLIENT:-
G S Dreamhome LLP

ARCHITECT:-
GRAPHITE DESIGN STUDIO

STRUCTURAL CONSULTANTS:-
SG STRUCTURES
A-BILIST FLOOR, SUNDER SHAM BANDHAN NAGAR, BHILI FARM, NEW BANSAHER ROAD, JAIPUR-302019
E-mail: sg_structures@gmail.com
Tel: 09772032013,91-8290172016

SG STRUCTURES
MANISH GUPTA
B.E.[civil] M.Tech.[Stru.]

PROJECT TITLE:-
Dream Homz
Address- Khasra No. 1298 & 1306,
Village-Makarwali, Pushkar Bypass,
Ajmer- 305004 (Rajasthan)

DRG. TITLE:- BLOCK 'C'
PLINTH BEAM LAYOUT & DETAIL

SCALE	DRG. NO.
	ST/GD/JAY/03
RUPESH KHOMWAL DRAFT BY	MANISH GUPTA DESIGN & CHK. BY.
DATE 04/12/2019 JOB.NO.	NORTH
PRINT __/12/2019	

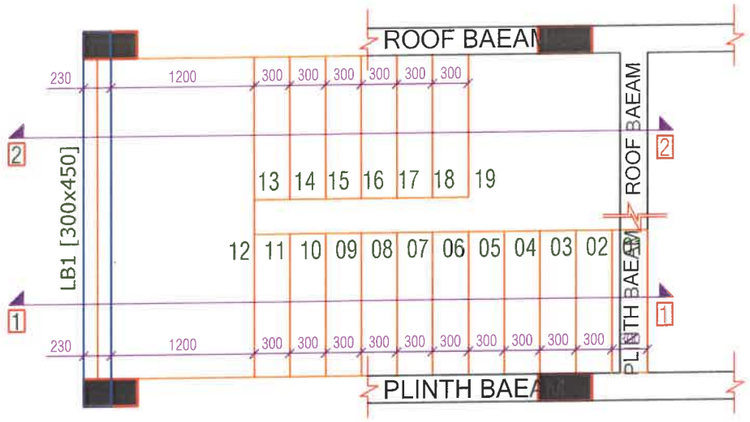

GROUND FLOOR TO FIRST FLOOR

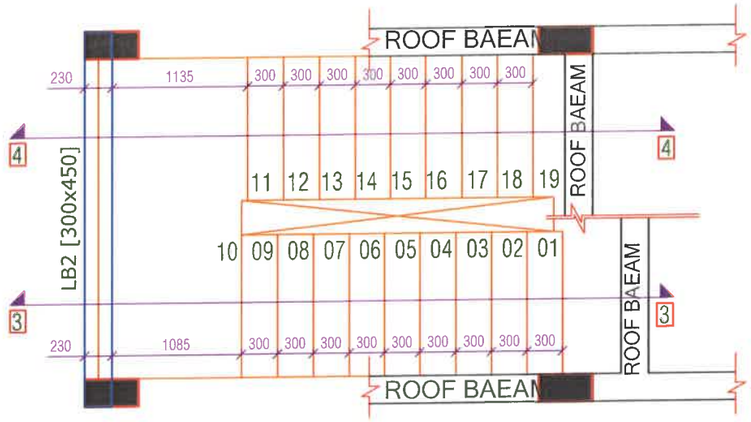

FIRST FLOOR TO SECOND FLOOR

UPPER FLOOR ARE TYPICAL

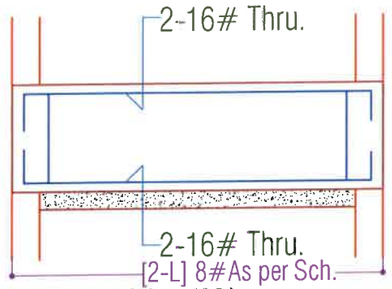

LB1 (230x450)

INVERTED

SG STRUCTURES
MANISH GUPTA
B.E.[civil] M.Tech [Stru.]

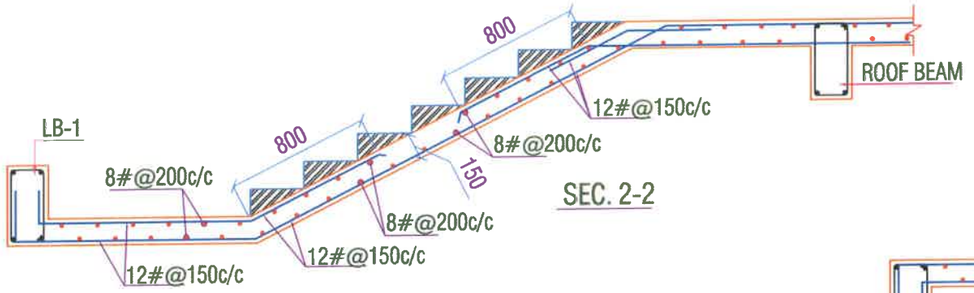

SEC. 2-2



SEC. 4-4

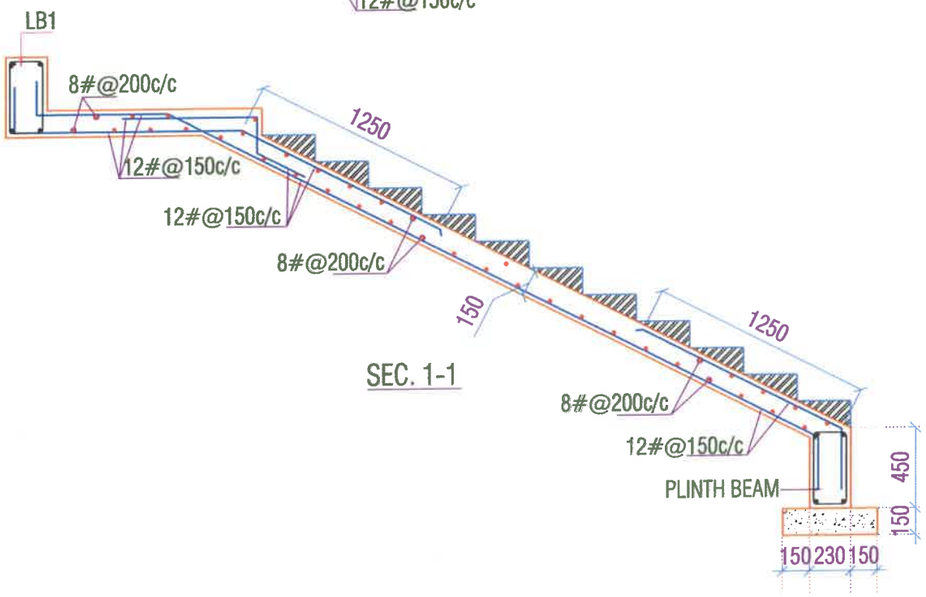

SEC. 1-1

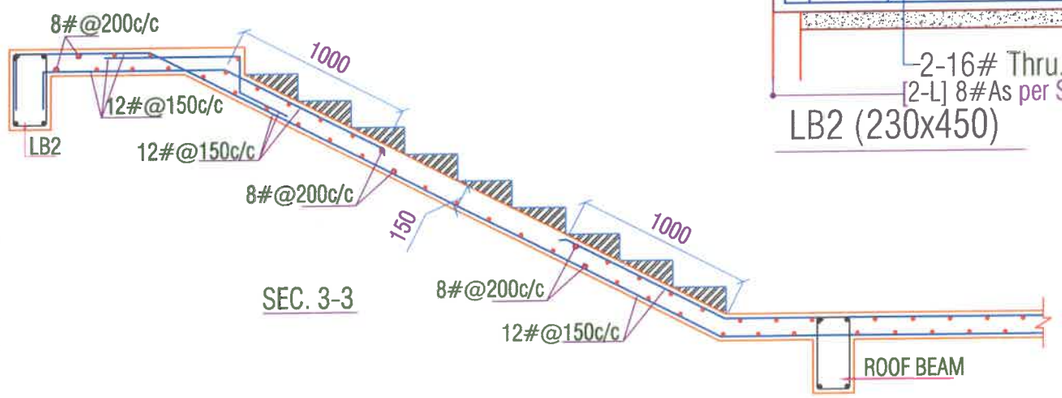

SEC. 3-3

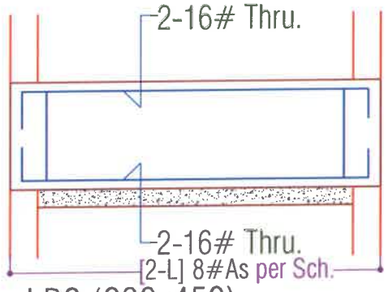

LB2 (230x450)

Grade Of Concrete
For Foundation/Raft/Pedustal= M25
For Stair Case= M25
For Column/Lift Wall= M25
For Beam & Slab= M25

Grade Of Reinforcement Steel
TMT Bar Fe 500D
[Primary Make(Tata,Jindal or Eq.)]

GENERAL NOTES:-

1. ALL DIMENSION AND LEVEL ARE IN MM & METER.
2. DO NOT SCALE THIS DRAWING WRITTEN DIMENSION ONLY.
3. THIS DRAWING SHOULD BE READ IN CONJUCTION WITH RELEVANT ARCHITECTURAL AND SERVICE DRAWING ANY DISCRIPANCY SHOULD BE IMMEDIATELY BROUGHT TO NOTICE.
4. ONLY LOAD BEARING WALLS ARE SHOWN IN PLAN OTHER WALLS SHALL BE STOPPED 1/2" BELOW SOFFIT OF BEAM/SLAB AND GAP FILLED WITH CEMENT MORTER UNLESS OTHERWISE SHOWN IN ARCHITECTURAL DRAWING.

REINFORCEMENT DETAILS

Please Reffer Drawing ST/JAY/00

CONCRETE DETAILS

Please Reffer Drawing ST/JAY/00

REV. NO.	DATE	DESCRIPTION	REMARK
R-1			
R-2			
R-3			
R-4			
R-5			

CLINT:-
G S Dreamhome LLP

ARCHITECTS:-
GRAPHITE DESIGN STUDIO
ARCHITECTS, INTERIOR DESIGNERS, PLANNERS
PLOT NO 68, JANAK PURI-I, IMLIWALA PAHTAK, JAIPUR-302005
CONTACT NO. +91-9928334414, 0141-2594414
email: akshit@graphitedesignstudio.com

STRUCTURAL CONSULTANTS:-
SG STRUCTURES
A-36,1ST FLOOR, SUNDER SINGH BANDARI NAGAR, SWEJ FARM, NEW SANGANER ROAD, JAIPUR-302019
E-mail: sg.structures@gmail.com
Tel. 09772202219,0141-2297076

PROJECT TITLE:-
Dream Homz
Address- Khasra No. 1296 & 1306.
Village-Makarwali, Pushkar Bypass,
Ajmer- 305004 (Rajasthan)

DRG. TITLE:- BLOCK-C
STAIR CASE LAYOUT & DETAIL

SCALE	DRG. NO.
SBC : 18.0 MT/Sq.Mtr/1.8M Designed For : G + 4	ST/GD/JAY/04
RUPESH KHORWAL DRAFT BY	MANISH GUPTA DESIGN & CHK. BY.

DATE 03/03/2020	JOB.NO.	NORTH
PRINT 03/03/2020		

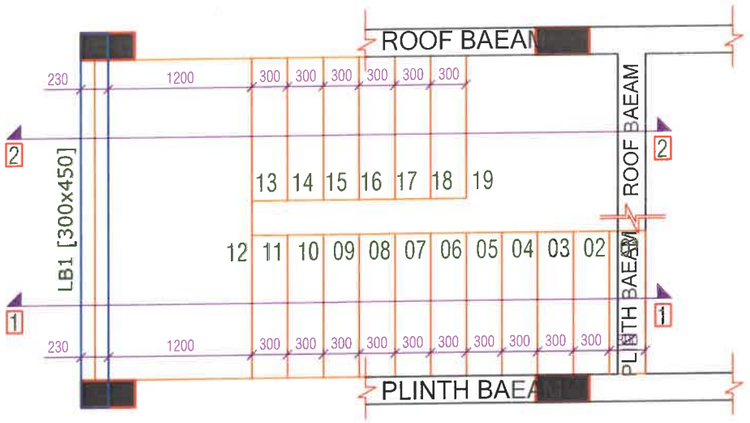

GROUND FLOOR TO FIRST FLOOR

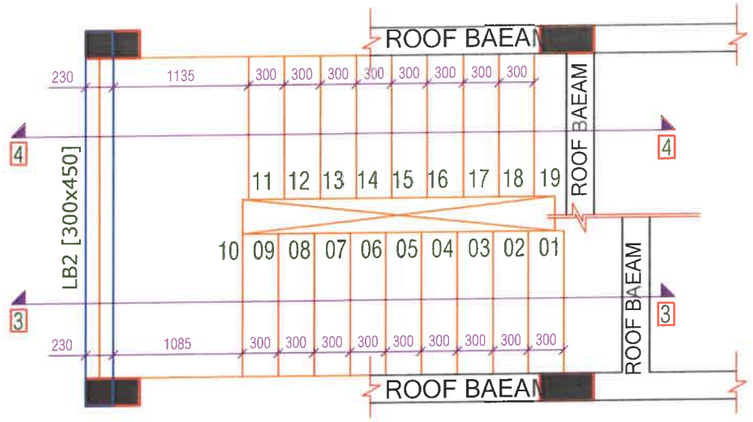

FIRST FLOOR TO SECOND FLOOR
UPPER FLOOR ARE TYPICAL

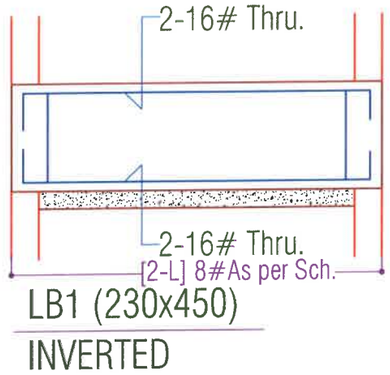

LB1 (230x450)
INVERTED

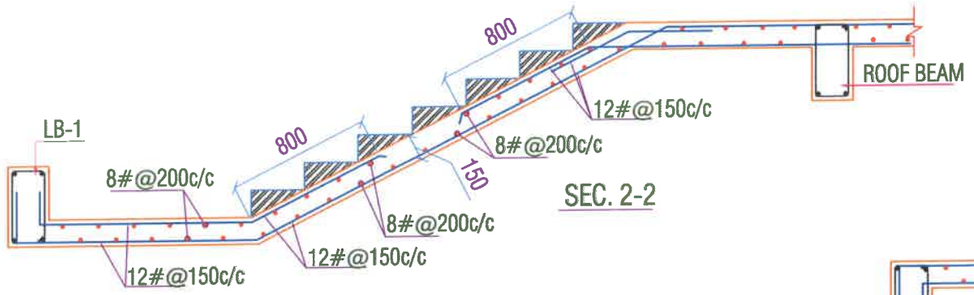

SEC. 2-2

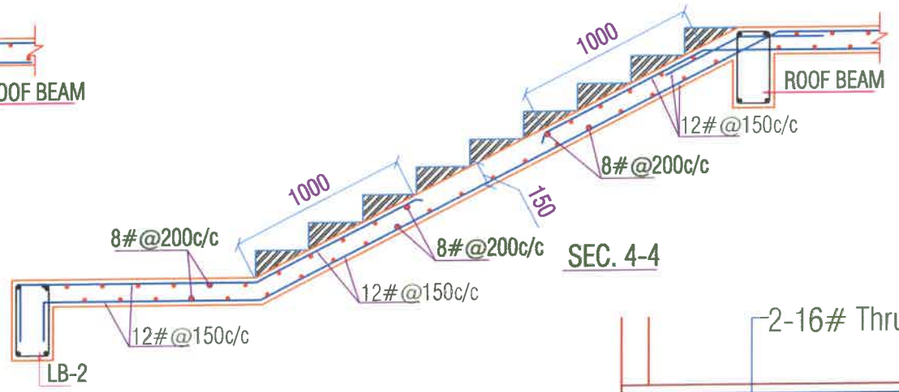

SEC. 4-4

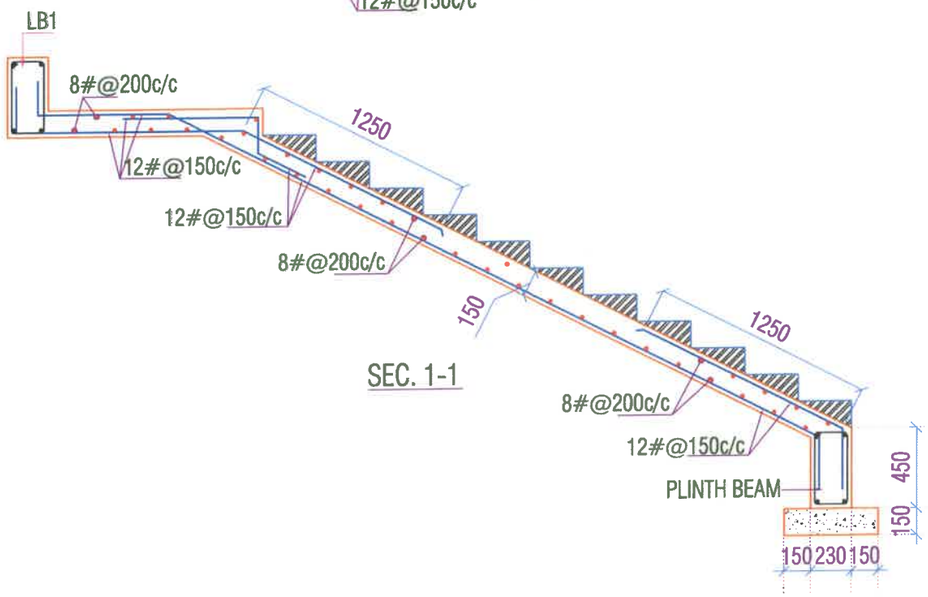

SEC. 1-1

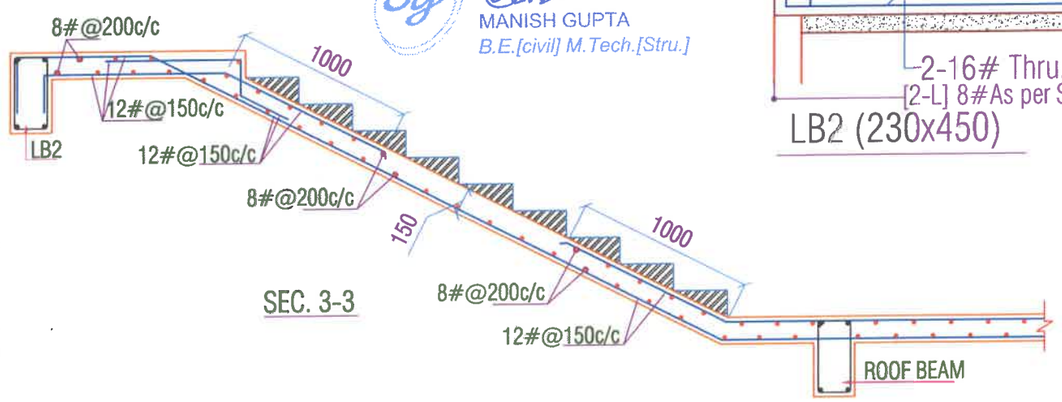

SEC. 3-3

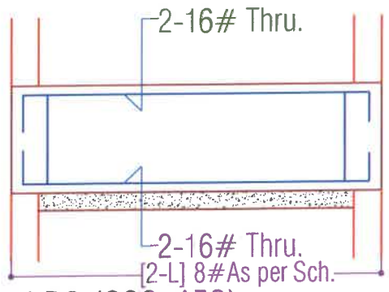

LB2 (230x450)

SG STRUCTURES
MANISH GUPTA
B.E.[civil] M.Tech.[Stru.]

Grade Of Concrete
For Foundation/Raft/Pedustal= M25
For Stair Case= M25
For Column/Lift Wall= M25
For Beam & Slab= M25

Grade Of Reinforcement Steel
TMT Bar Fe 500D
[Primary Make(Tata,Jindal or Eq.)]

GENERAL NOTES:-

1. ALL DIMENSION AND LEVEL ARE IN MM & METER.
2. DO NOT SCALE THIS DRAWING WRITTEN DIMENSION ONLY.
3. THIS DRAWING SHOULD BE READ IN CONJUCTION WITH RELEVANT ARCHITECTURAL AND SERVICE DRAWING ANY DISCRIPANCY SHOULD BE IMMEDIATELY BROUGHT TO NOTICE.
4. ONLY LOAD BEARING WALLS ARE SHOWN IN PLAN OTHER WALLS SHALL BE STOPPED 1/2" BELOW SOFFIT OF BEAM/SLAB AND GAP FILLED WITH CEMENT MORTER UNLESS OTHERWISE SHOWN IN ARCHITECTURAL DRAWING.

REINFORCEMENT DETAILS
Please Reffer Drawing ST/JAY/00

CONCRETE DETAILS
Please Reffer Drawing ST/JAY/00

REV.	DATE	DESCRIPTION	REMARK
R1			
R2			
R3			
R4			

CLINT:-
G S Dreamhome LLP

ARCHITECTS:-
GRAPHITE DESIGN STUDIO
ARCHITECTS, INTERIOR DESIGNERS, PLANNERS
PLOT NO 68, JANAK PURI-I, IMLIWALA PAHTAK, JAIPUR-302005
CONTACT NO. +91-9928334414,0141-2594414
email: akshit@graphitedesignstudio.com

STRUCTURAL CONSULTANTS:-
SG STRUCTURES
A-36,1ST FLOOR, SUNDER SINGH BANDARI NAGAR, SWEJ FARM, NEW SANGANER ROAD, JAIPUR-302019
E-mail: sg.structures@gmail.com
Tel: 09772202219,0141-2297078

PROJECT TITLE:-
Dream Homz
Address- Khasra No. 1296 & 1306,
Village-Makarwali, Pushkar Bypass,
Ajmer- 305004 (Rajasthan)

DRG. TITLE:- BLOCK-C
STAIR CASE LAYOUT & DETAIL

SCALE	DRG. NO.
SBC :-18.0 MT/Sq.M/@1.8M Designed For :- G + 4	ST/GD/JAY/04a
RUPESH KHORWAL DRAFT BY	MANISH GUPTA DESIGN & CHK. BY.

DATE 03/03/2020	JOB.NO.	NORTH
PRINT 03/03/2020		

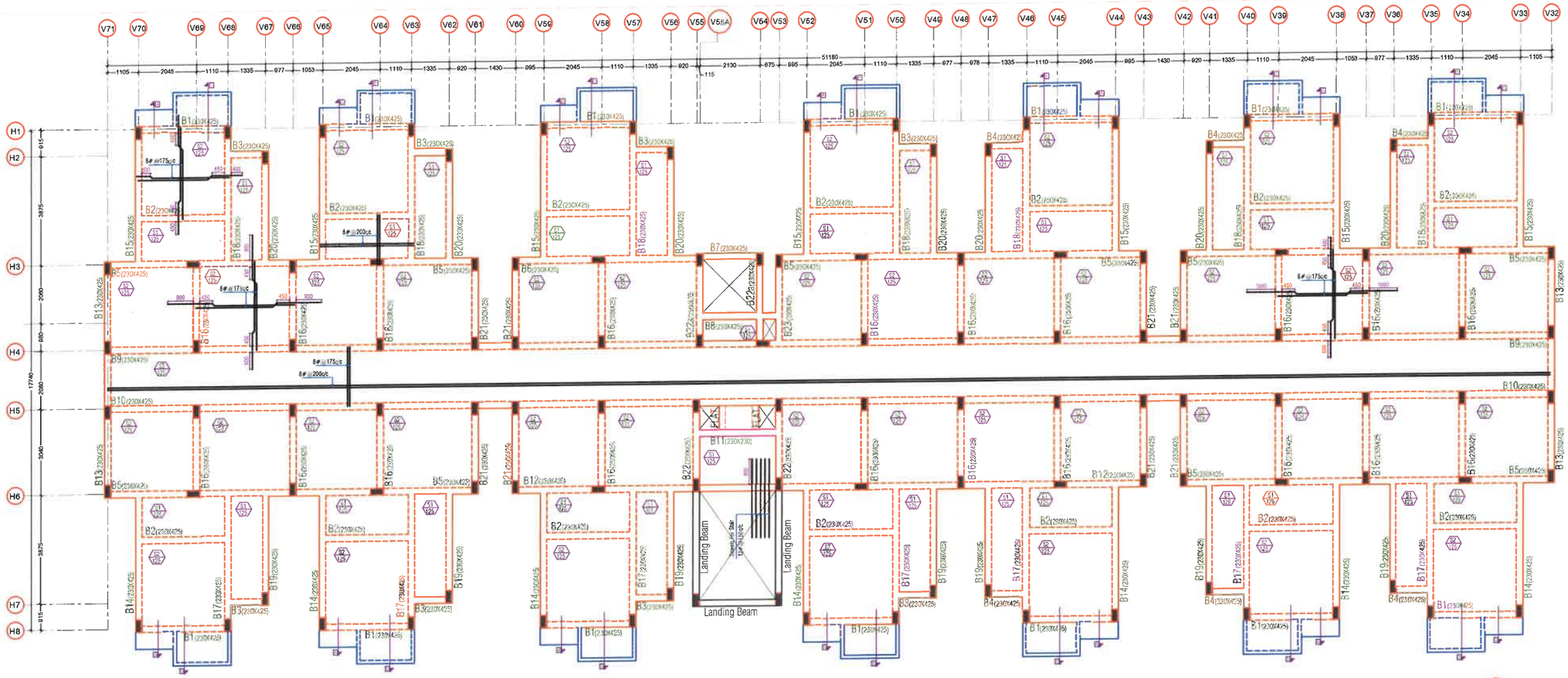

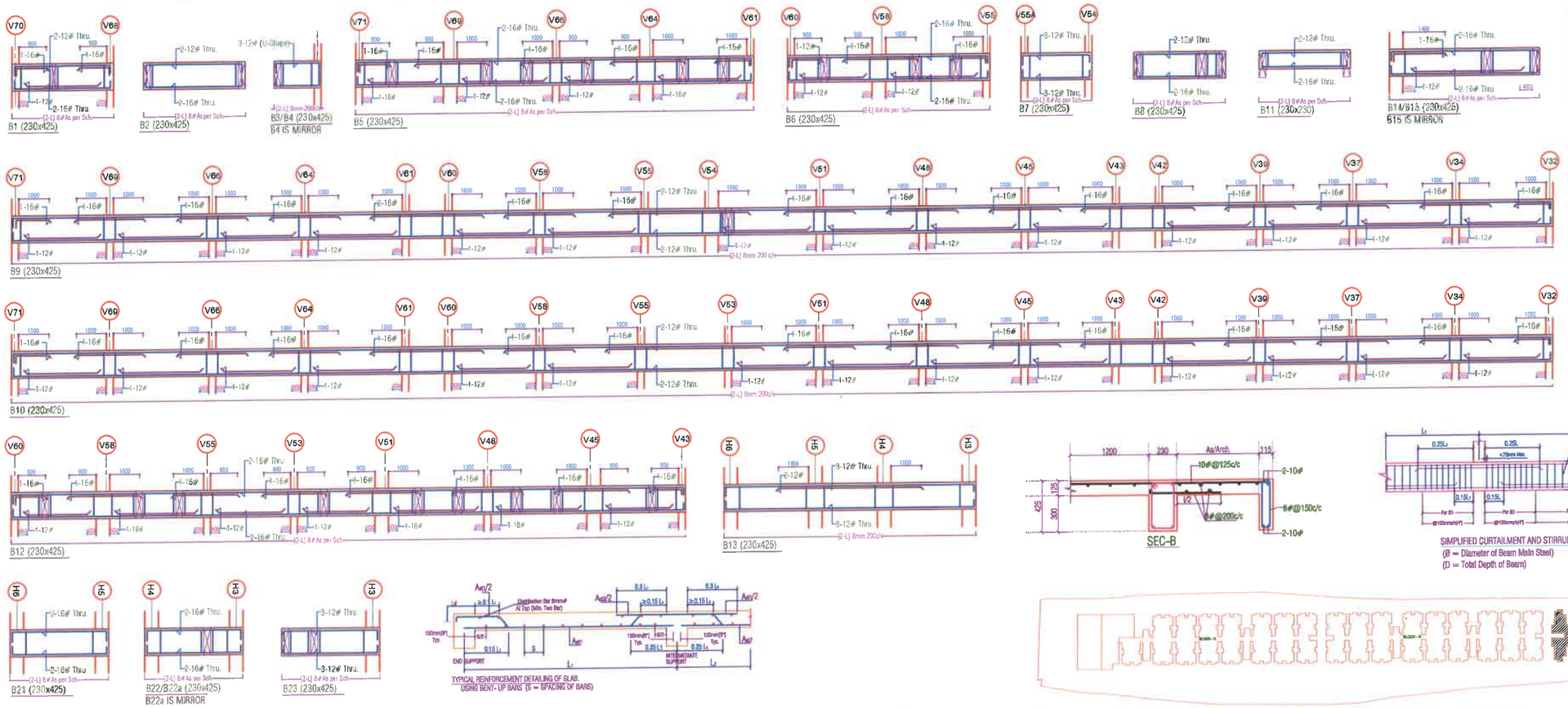

SG STRUCTURES
MANISH GUPTA
B.E.[civil] M.Tech.[Stru.]

Grade Of Concrete
For Foundation/Raft/Pedustal= M25
For Stair Case= M25
For Column/Lift Wall= M25
For Beam & Slab= M25

Grade Of Reinforcement Steel
TMT Bar Fe 500D
(Primary Make (Tata,Jindal or Eq.))

GENERAL NOTES:-
1. ALL DIMENSIONS AND LEVEL ARE IN MM & METRES.
2. DO NOT SCALE THIS DRAWING WRITTEN DIMENSION ONLY.
3. THIS DRAWING SHOULD BE READ IN CONJUNCTION WITH RELEVANT ARCHITECTURAL AND SERVICE DRAWING AND DISCREPANCY SHOULD BE IMMEDIATELY BROUGHT TO NOTICE.
4. ONLY LOAD BEARING WALLS ARE SHOWN IN PLAN BRICK WALLS SHALL BE STARTED 1/2" BELOW SOFFIT OF BEAM/SLAB AND GAP FILLED WITH CE-MENT MORTER UNLESS OTHERWISE SHOWN IN ARCHITECTURAL DRAWING.

REINFORCEMENT DETAILS:-
Please Refer Drawing STUAYA

CONCRETE DETAILS:
Please Refer Drawing STUAYA

Rev.	Date	Description	Checked
A			
B			
C			
D			
E			

CLIENT:-
G S Dreamhome LLP

ARCHITECT:-
GRAPHITE DESIGN STUDIO
[illegible]

STRUCTURAL CONSULTANTS:-
SG STRUCTURES
A-98,1ST FLOOR, BUNKAR SINGH BANDARI MARG, SHIVJI PATHA, NEW BANDARI ROAD, AJMER-305001
E-mail: sg.structures@gmail.com
Tel: 0977293303,0141-2609975

PROJECT TITLE:-
Dream Homz
Address- Khasra No. 1206 & 1306,
Village-Makarwali, Pushkar Bypass,
Ajmer- 305004 (Rajasthan)

DWG. TITLE:- BLOCK 'C' GROUND TO 3rd
TYPICAL FLOOR ROOF LAYOUT & DETAIL

SCALE	DRG. NO.
As shown	ST/GD/JAY/05
DRAWN BY: MAN MOHAN MAURYA	MAN MOHAN GUPTA
DRAFT BY:	DESIGN & CHK. BY.
DATE 12/10/2020 JOB.NO.	NORTH
PRINT .../10/2020	

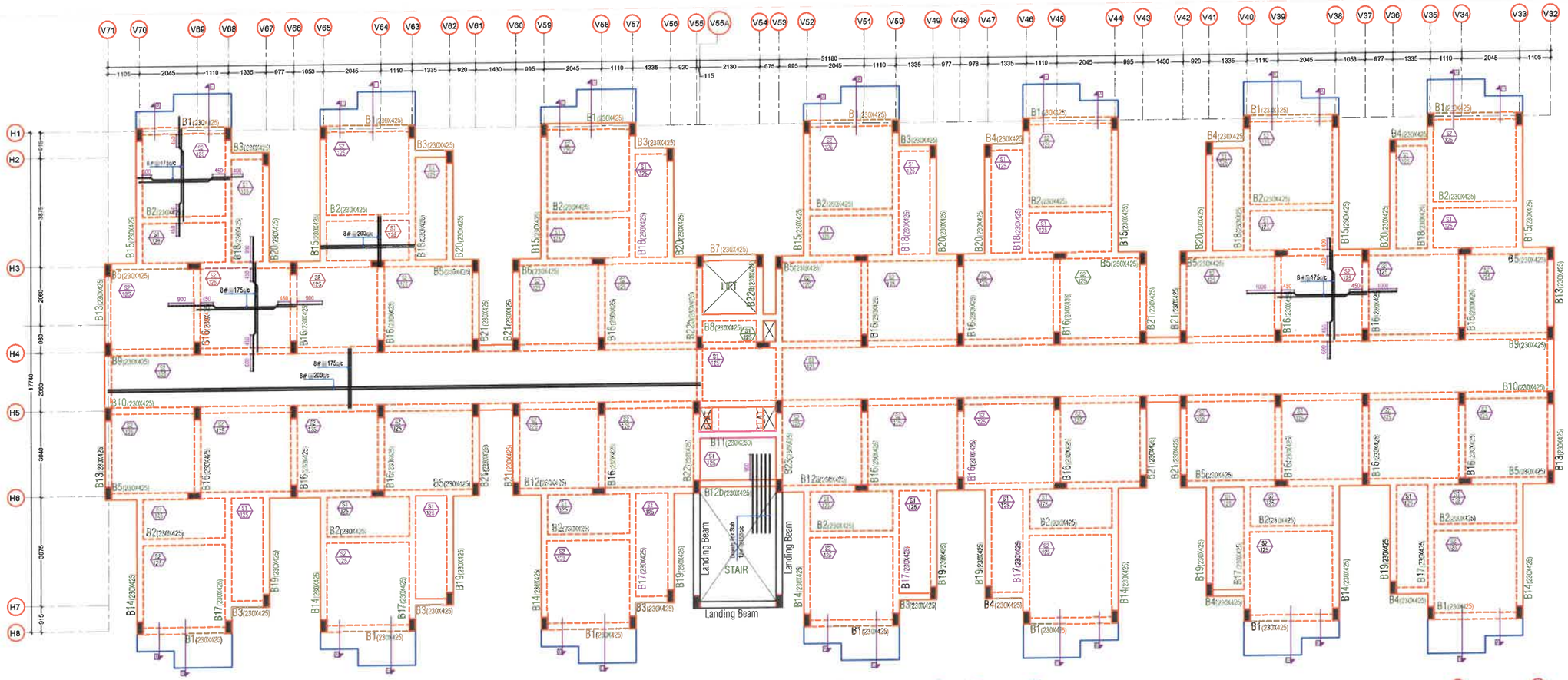

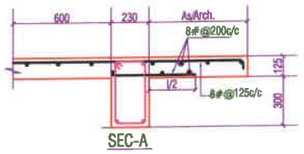

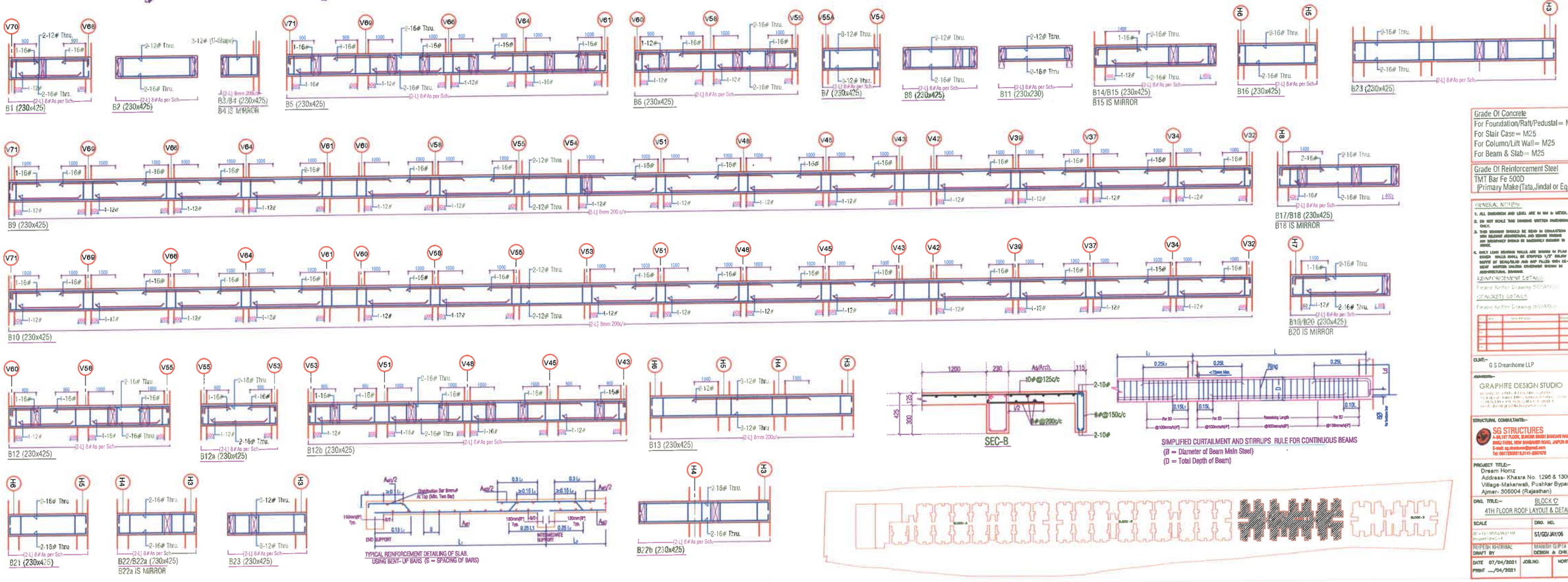

SG STRUCTURES
MANISH GUPTA
B.E.[civil] M.Tech.[Stru.]

Grade Of Concrete
For Foundation/Raft/Pedustal= M25
For Stair Case= M25
For Column/Lift Wall= M25
For Beam & Slab= M25

Grade Of Reinforcement Steel
TMT Bar Fe 500D
(Primary Make(Tata,Jindal or Eq.))

GENERAL NOTES:-
1. ALL DIMENSION AND LEVEL ARE IN MM & METER.
2. DO NOT SCALE THIS DRAWING WRITTEN DIMENSION ONLY.
3. THIS DRAWING SHOULD BE READ IN CONJUCTION WITH RELEVANT ARCHITECTURAL AND STRUCT DRAWING AND DISCREPANCY SHOULD BE IMMEDIATELY BROUGHT TO NOTICE.
4. ONLY LOAD BEARING WALLS ARE SHOWN IN PLAN OTHER WALLS SHALL BE STARTED 1/2" BELOW SOFFIT OF BEAM/SLAB AND BRICK PILLS WITH DE-HEAT MORTAR UNLESS OTHERWISE SHOWN IN ARCHITECTURAL DRAWING.

REINFORCEMENT DETAILS:
Please Refer Drawing STR/AY/00

CONCRETE DETAILS
Please Refer Drawing STR/AY/00

No.	Date	Revised Drawing	Checked
1			
2			
3			
4			

CLIENT:- G S Dreamhome LLP

ARCHITECT:-
GRAPHITE DESIGN STUDIO
Architect & Interior Designer
Plot No. 1, Kalpataru Plaza, Gopalpura Bypass, Near Jaipuria School, Jaipur-302018
Mob. 9414000000, 9414000000, 9414000000
e-mail: info@graphitedesignstudio.com

STRUCTURAL CONSULTANTS:-
SG STRUCTURES
A-86,187 FLOOR, SUNDER SINGH BANDARI NAGAR, SHIVJI PURA, NEW SANGANER ROAD, JAIPUR-302019
E-mail: sg.structures@gmail.com
Tel: 0141-2360707, 0141-2360708

PROJECT TITLE:-
Dream Homz
Address- Khasra No. 1296 & 1305, Village-Makarwali, Pushkar Bypass, Ajmer- 305004 (Rajasthan)

DRG. TITLE:- BLOCK 'C'
4TH FLOOR ROOF LAYOUT & DETAIL

SCALE	DRG. NO.
1:100 Mtlg Mark HM Project Level = 4	ST/GD/JAY/06
SUPTD BY: KHUSHAL	DESIGN & CHK. BY: MANISH GUPTA
DRAWN BY:	
DATE 07/04/2021	JOB.NO.
PRINT __/04/2021	NORTH

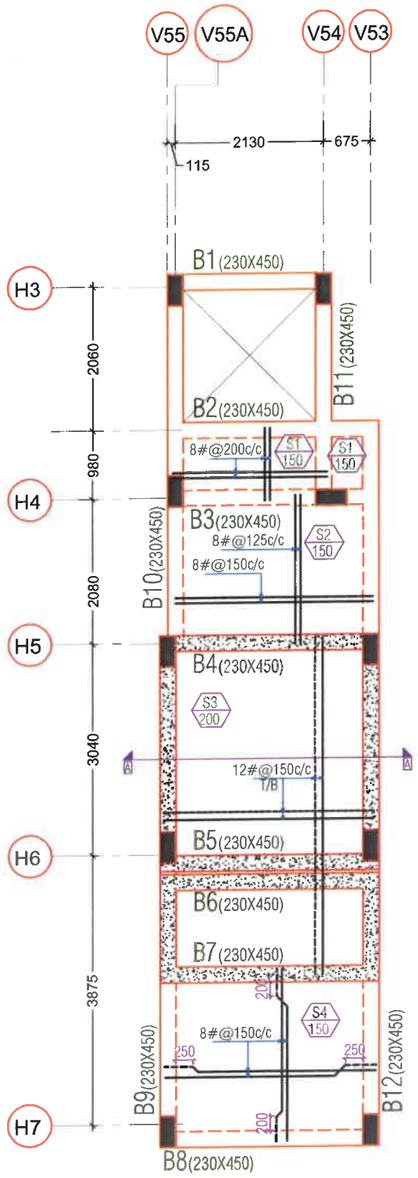

WATER TANK BOTTOM PLAN

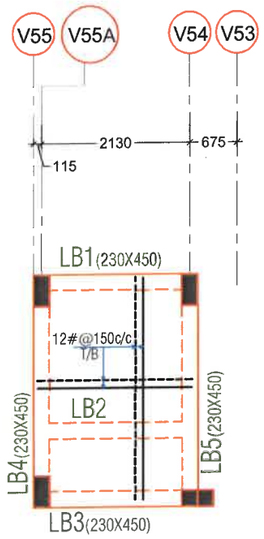

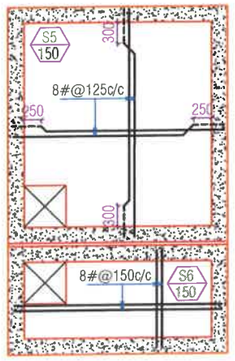

WATER TANK TOP PLAN

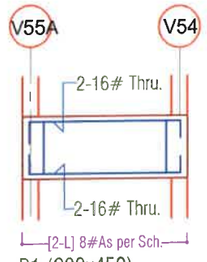

B1 (230x450)

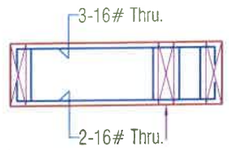

B2 (230x450)

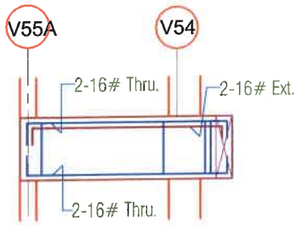

B3 (230x450)

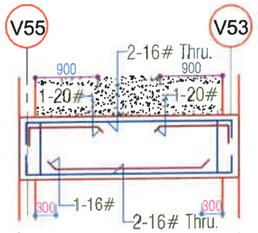

B4 (230x450)

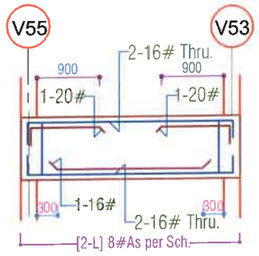

B5 (230x450)

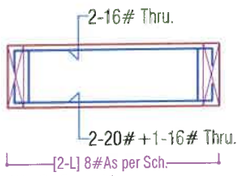

B6 (230x450)

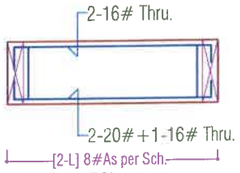

B7 (230x450)

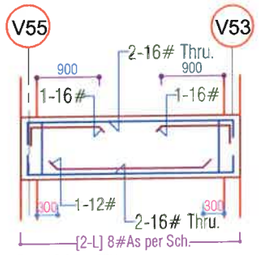

B8 (230x450)

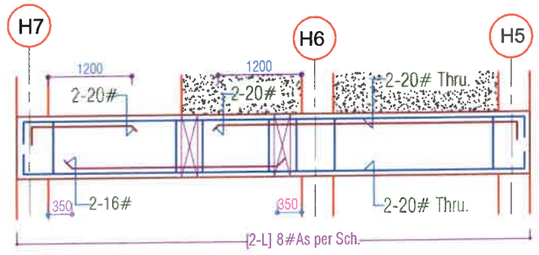

B9 (230x450)

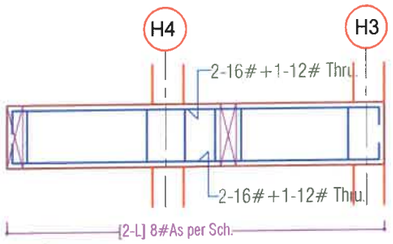

B10 (230x450)

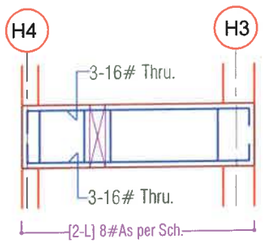

B11 (230x450)

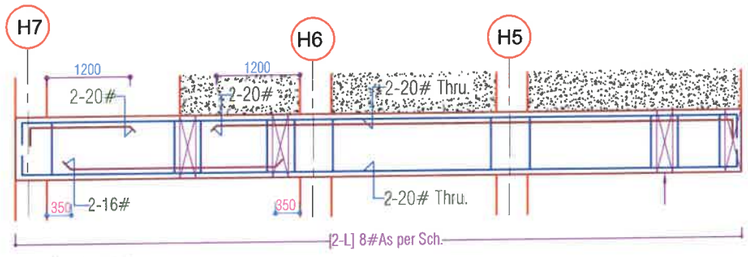

B12 (230x450)

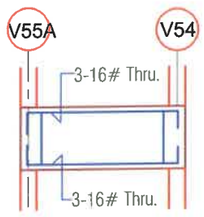

LB1 (230x450)

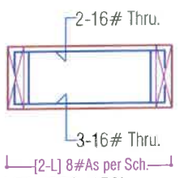

LB2 (230x450)

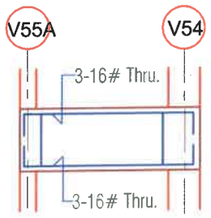

LB3 (230x450)

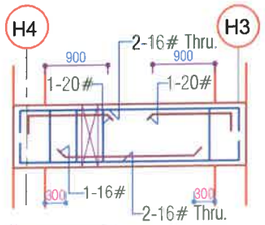

LB4 (230x450)

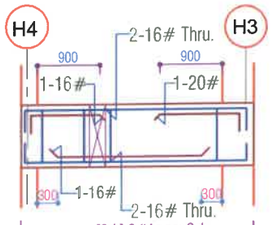

LB5 (230x450)

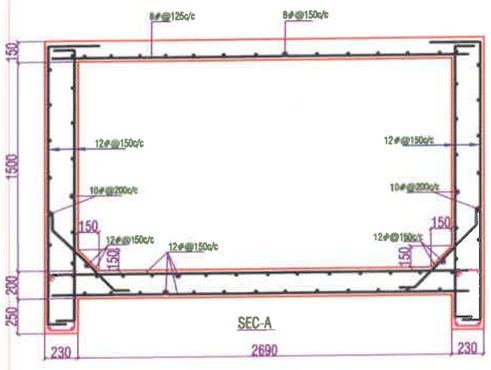

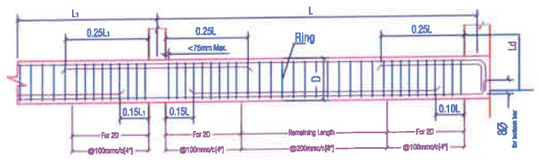

SIMPLIFIED CURTAILMENT AND STIRRUPS RULE FOR CONTINUOUS BEAMS
(Ø = Diameter of Beam Main Steel)
(D = Total Depth of Beam)

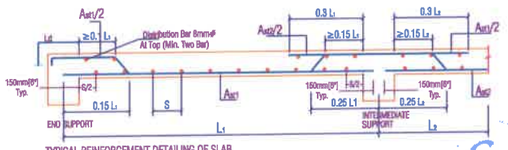

TYPICAL REINFORCEMENT DETAILING OF SLAB.
USING BENT- UP BARS (S = SPACING OF BARS)

SG STRUCTURES
MANISH GUPTA
B.E.[civil] M.Tech.[Stru.]

Grade Of Concrete
For Foundation/Raft/Pedustal = M25
For Stair Case = M25
For Column/Lift Wall = M25
For Beam & Slab = M25

Grade Of Reinforcement Steel
TMT Bar Fe 500D
(Primary Make (Tata ,Jindal or Eq.))

GENERAL NOTES:-
1. ALL DIMENSION AND LEVEL ARE IN MM & METER.
2. DO NOT SCALE THIS DRAWING WRITTEN DIMENSION ONLY.
3. THIS DRAWING SHOULD BE READ IN CONJUCTION WITH RELEVANT ARCHITECTURAL AND SERVICE DRAWING AND DISCREPANCY SHOULD BE IMMEDIATELY BROUGHT TO NOTICE.
4. ONLY LOAD BEARING WALLS ARE SHOWN IN PLAN OTHER WALLS SHALL BE PROVIDED 1/2" BELOW BOTTOM OF BEAM/SLAB AND BRICK FILLED WITH CEMENT MORTAR UNLESS OTHERWISE SHOWN IN ARCHITECTURAL DRAWING.

REINFORCEMENT DETAILS:
Please Refer Drawing ST/MAY/6

CONCRETE DETAILS:
Please Refer Drawing ST/MAY/6

1			
2			
3			
4			
5			

CLIENT:-
G S Dreamhome LLP

ARCHITECT:-
GRAPHITE DESIGN STUDIO

STRUCTURAL CONSULTANTS:-
SG STRUCTURES
A-48, 1ST FLOOR, SUNDER BHAV BAGHANI NAGAR, BHILI PATHI, NEW SANGANER ROAD, JAIPUR-302019
E-mail: sg.structures@gmail.com
Tel: 08172820018,0141-6969076

PROJECT TITLE:-
Dream Homz
Address- Khasra No. 1296 & 1306, Village-Matarwali, Pushkar Bypass, Ajmer- 305004 (Rajasthan)

DWG. TITLE:- BLOCK 'C'
MUMTY ROOF DETAIL

SCALE	DWG. NO.
	ST/CD/MAY/07

RUPESH RAJORIYA DRAFT BY	MANISH GUPTA DESIGN & CHK. BY.	
DATE 07/04/2021	JOB.NO.	NORTH
PRINT __/04/2021		

GENERAL NOTES

1. Contractor to check and verify all dimensions before execution of the work.
2. All dimensions are given Meter Millimeter unless other wise specified .
3. Figured dimensions shall be followed.
4. Executive authority shall check the drawing before tracing execution in hand.
5. All structural drawings shall be read in conjunction with relevant architectural drgs any discrepancy between them observed shall be brought to the notice of the accepting officer for necessary clarification.
6. Any variation between the details given in the structure grd and tropical drg, the details shown in structural drawing shall be followed.
7. All reinforcement for rcc work shall be TMT Grade Fe 500D conforming to IS : 1786-2008
8. The foundation has been designed as Raft footing .
   The SBC has been taken as 18MT/Sq.m at a depth of 1.8 Meter Below Natural Ground level.
9. While laying foundation, contractor shall make suitable arrangements to lower the subsoil water [if Any] below the foundation level Foundation concrete shall always be provide under foundation of all RCC/ masonry structural.
10. Lean concrete in PCC as per specified to min thickness (unless other wise specified or shown in DRG) shall always be provided under foundation of all RCC / masonry structure.
11. Unless other wise mentioned lintels over opening/ jails niches shall be provide as per typical DRG of lintels and chanjjas
12. RCC lintel band over full and half block thick wall shall be provided continuously at lintel level (2.1 M above FFL) under sl no. 11 above and where height of solid wall exceeds 2.4 M
13. Water used for mixing and curing of concrete work shall conform to quality criteria specified in IS : 456-2000
14. Unless other wise specified the structural concrete shall be M 25 for all structural members (design mix concrete conforming to the acceptance criteria given in IS :456-2000)
15. Form working for concrete shall be rigidly constructed of approved materials and shall be true to the shape and dimensions of the finished members and water tight. Form work shall be designed for all imposed loads (dead, live, constructional, wind, vibration, impact, fluid pressure etc.)
16. From work shall be supported on closely spaced stiff props adequately braced in plan and firmly placed on sub-base ground not liable to settle under loads.
17. Aggregate to be used in structural concrete shall be crushed/broken stone as coarse aggregates, river/PIT sand/ stone dust as fine aggregates conforming to grading and other quality criteria as specified in IS : 383
18. Strength of hollow blocks/ solid blocks shall not be less than 35 kg/cm2 and 45 kg/cm2 respectively
19. All plinth beams shall be cast over 6" th. PCC 1:4:8 width of beam plus 6" wide were ever directly resting on fully compacted earch.
20. All existing walls and wall below plinth level shall be constructed with solids blocks.
21. Wall shall be constructed over PB as shown in the drawing where PB is not available, wall shall rest over dwarf wall /foundation
22. The missing details, if any in structural DRG but technically required based on sound engineering practice, must followed and read in construction with relevant drawing.
23. In beams, wherever reinforcement bars are provide in two or more layers, space bars of 25# @ 4' c/c shall be provide between the reinforcement layers.
24. PCC lean concrete below foundation shall have 6" offset on all sides. Wherever the gap between two footing is less than 8", the whole gap shall be filled with lean concrete
25. Clear cover to all reinforcement shall be as under:

PRTICULAR	BOTTOM	TOP	SIDES
SLAB	3/4"(20MM.)	2/3"(15MM.)	
FOOTING	2"(60MM.)	2"(60MM.)	2"(50MM.)
RETAINING WALL		1"(25MM.)	11/2"(40MM.) (EARTH SIDE) 2/3"(16MM.) (IN SIDE)
COLUMNS			11/2"(40MM.)
BEAMS, LINTEL	1"(25MM.)	1"(25MM.)	1"(25MM.)
WALLS,FLOOR SLAB & ROOF SLAB OF WATER TANK.			1"(25MM.) ON WATER FACE 1 1/2"(40MM.) (ON ERTH SIDE) WHERE APPLICABLE

26. The building has been designed as per IS : 1893-2016 and IS : 456-2000 considering earthquake zone II for AJMER, Rajasthan
27. Admixtures :
    A. ADMIXTURE IF USED SHALL COMPLY WITH IS : 9103
    b. It should not impair durability of concrete
    c. The workability, compressive strength & the slump loss of concrete with & without the use of admixture shall be Established during trial mixes before its use.
    d. Preparation of mix using admixture is to be as per manufactures instructions.
28. For any other details not shown / indicated on DRG. Shall be as per IS 456:2000, IS 1893 : 2016.

REINFORCEMENT DETAILING

29. All reinforcement shall be terminated with straight length or L shape unless other wise specified
30. The horizontal distance between two parallel main reinforcement bars shall not be less than dia of the larger dia bar or 5 mm more than nominal size of coarse aggregate, which ever is more. Spacing of long bars measured along periphery of the col. Shall exceed 300 mm.
31. First main / secondary bar in a slab shall be placed along the center line of the span and other spaced as specified in the DRG covering the enter span between center line of supports.
32. In beam/ lintels, first stirrup shall be at the center of span and subsequent ones at the spacing indicated in the DRGS
33. Temperature reinforcement (distribution steel in slab where not shown in drawing shall be 0.12% (tor)
34. Unless other wise specified 8# @ 300 c/c shall be provide as binders in top portion of slab reinforcement and placed parallel to support.
35. Positive reinforcement in shorter direction in middle position region for negative reinforcement.
36. Min 3 nos 8 mm # diagonal bars shall be provided at the corners of freely supported or non continues edges of slab
37. Unless other wise specified side face reinforcement shall be provide for all beams of depth exceeding 750 m as per IS : 456-2000, or as shown in drawing.
38. Anchorage length :- all RCC structure elements (column, cantilevered, beams & slab) shall have their main reinforcement suitable anchored to provide the full development length (48 x d for tension & 38 x d for compression for M 25 mix concrete & FE 500)
    provide the full development length (46 x d for tension & 36 x d for compression for M 30 mix concrete & FE 500)
39. No laps shall be provide in the high stress zones listed below.
    a. Middle 1/3 span of slabs/ beams in case of positive reinforcement.
    b. 0.3 L of span from the supports in case of beams/ slabs for negative reinforcement .
    c. 0.25 L from the supports / junction in case of longitudinal reinforcement for column.
    d. Not more than 40% bars shall be lapped at any one section.
    e. Laps shall be staggered with min distance equal to 1.3 times the lap length between two lap section.
40. Lap length :- unless specified, lap splice shall be provided for all bars less than 36 mm dia (bars of more than 36 mm dia shall be welded)

		Tension	compression
a)	Tor steel [M25 & Fe500]	48 x dia	38 x dia
a')	Tor steel [M30 & Fe500]	46 x dia	36 x dia

    b) When bars of different dia area to be spliced lap length shall be calculated on basis of smaller dia.
    c) Splice of bars in columns shall be avoided as far as possible. Where inescapable laps shall be provided after interval of two stories.
41. For the/ floor and rafter slabs, chair supports shall be provided to maintain vertical spacing between top and bottom reinforcement bar.
42. 3 x 10 # or 2 x 12 # bars shall be longitudinally provided in the RCC floor slab where partition/ panel walls are supported on them.
43. Dowel bars shall be held firmly in position to avoid dislocation and loss of bond due to vibration during construction stage.
44. In pashed construction vertical reinforcement of columns (dowels) shall be extended (and left) beyond slab min 50 times the dia of bars with at least 50 % bars extending up to 100 times the dia of the bar unless otherwise specified.
45. Top of all construction slabs shall be kept at the same level similarly soffits of all adjoining cantilevered projection shall be at the same level.
46. SPLICING OF COLUMN BARS AT INTERMEDIATE FLOOR.

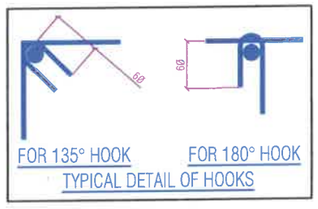

TYPICAL DETAIL OF HOOKS

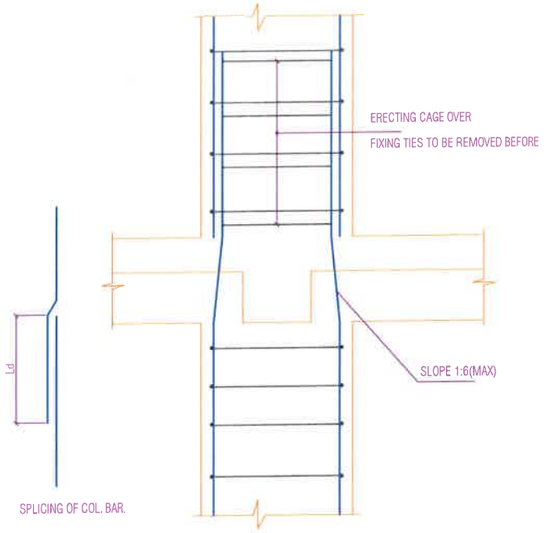

47. SPLICING OF COLUMN BARS AT INTERMEDIATE FLOOR WHEN THE RELATIVE DISPLACEMENTOF THE COLUMN FACE IS MORE THAN 75MM.

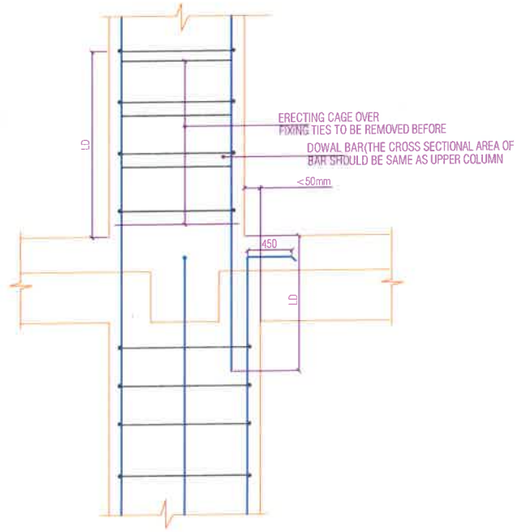

48. SIMPLIFIED CURTAILMENT AND STIRRUPS RULE FOR CONTINUOUS BEAMS

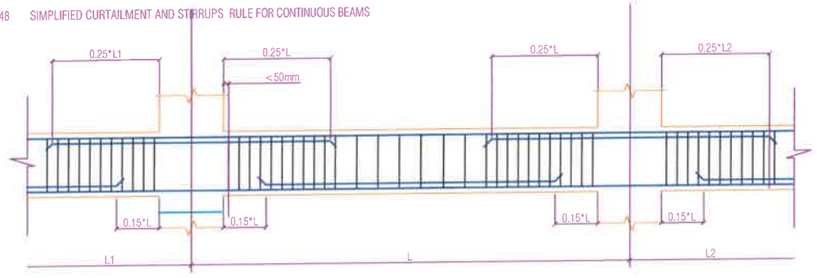

49 TYPICAL REINFORCEMENT DETAILING OF SLAB.

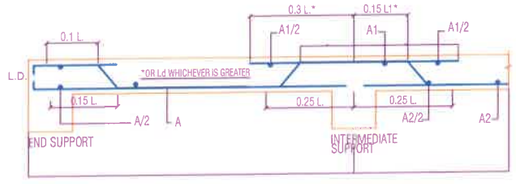

52. R.C.C. BAND FOR HALF BRICK WALL.
IN CASE OF 125TH. WALLS EXCEEDING 2000 IN HEIGHT R.C.C BAND SHALL BE PROVIDED AT EVERY 2000 INTERVAL AS SHOWEN IN THE FIGURE THE BEARING OF R.C.C BAND SHALL BE EQUAL TO THE WIDTH OF THE ADJOINING WALL.

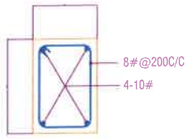

51. R.C.C. CHAJJAS/ SHELVES.
WHERE EVER R.C.C. CHAJJAS/ SHELVES ARE PROVIDED WITH OUT LINTL, THESE SHALL BE TAKEN IN TO THE FULL THK. OF THE WALL.

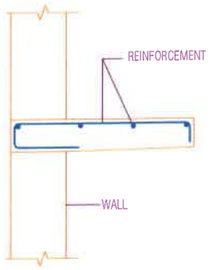

CONSTRUCTIONAL DETAILS.

1. For slabs plate / surface vibrator shall only be used for compaction to insure better quality control & needle pin vibrator shall not be used
2. A plaster groove of width 12 mm and depth 5 mm shall be provided all long the junction of RCC slab and masonry wall (internal)
3. Concerting of the entire roof slab including beams between construction joints / crumple section shall be done in one operation. If a joint inescapable it shall be a vertical joint in the middle third of the span and parallel to the main reinforcement.
4. Structural continuity in RCC between two successive days work shall be achieved by cleaning the old surface of all loose concrete appling net cement slurry and proper compaction.
5. Curing of all structural concrete shall be done up to a main time period of 14 days or the stripping time of from work which over is later

REMOVAL OF CENTERING

1.The centilever for sopporting the over hang of cantilevev beam slabs should be retaing untr sufficiend counter weight over the bearing has been attained by building masonry or otherwise.
2.The shuttering for cantilever slab / beam should be removed starting from the over hang edge
3.Im case of canopies with cantilever beam the centring for the canopy slab in between the beam shall be removed trist.
4.Stripping time for concrete shall be as under if O P C is used.
   a)Verticale form work to columns , walls , beam-24hrs.
   b)Slabs up to 4.5 M span. 7 days
   c)Slabs above 4.5 M span. 14 days
   d)Beams & arches up to 6 M span. 14 days
   e)Beams & arches above 6 M span. 21 days
5.In case of P P C 50 % stripping time to be added.
6.In case of from work has re-entrant angles the from work shall be removed as soon as possible after concrete has set to avoid shrinkage cracking.

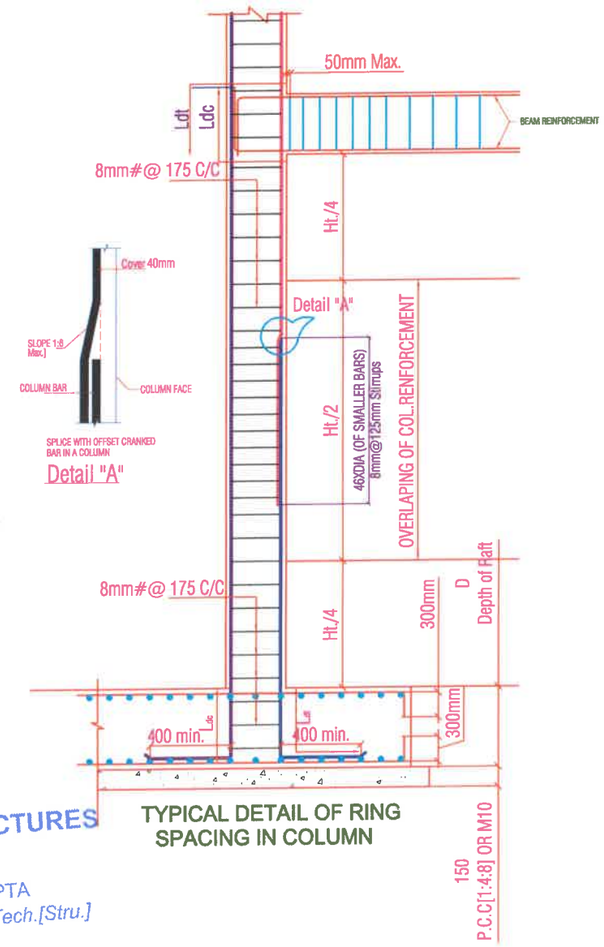

TYPICAL DETAIL OF RING SPACING IN COLUMN

SG STRUCTURES
MANISH GUPTA
B.E.[civil] M.Tech.[Stru.]

Grade Of Concrete
For Foundation/Raft/Pedustal= M25
For Stair Case= M25
For Column/Lift Wall= M25
For Beam & Slab= M25

Grade Of Reinforcement Steel
TMT Bar Fe 500D
[Primary Make(Tata,Jindal or Eq.)]

GENERAL NOTES:-
1. ALL DIMENSION AND LEVEL ARE IN MM & METER.
2. DO NOT SCALE THIS DRAWING WRITTEN DIMENSION ONLY.
3. THIS DRAWING SHOULD BE READ IN CONJUCTION WITH RELEVANT ARCHITECTURAL AND SERVICE DRAWING ANY DISCRIPANCY SHOULD BE IMMEDIATELY BROUGHT TO NOTICE.
4. ONLY LOAD BEARING WALLS ARE SHOWN IN PLAN OTHER WALLS SHALL BE STOPPED 1/2" BELOW SOFFIT OF BEAM/SLAB AND GAP FILLED WITH CE-MENT MORTER UNLESS OTHERWISE SHOWN IN ARCHITECTURAL DRAWING.

REINFORCEMENT DETAILS
Please Reffer Drawing ST/JAY/00
CONCRETE DETAILS
Please Reffer Drawing ST/JAY/00

REV.	DATE	DESCRIPTION	REMARK
R1			
R2			
R3			
R4			

CLINT:-
G S Dreamhome LLP

ARCHITECTS:-
GRAPHITE DESIGN STUDIO
ARCHITECTS, INTERIOR DESIGNERS, PLANNERS
PLOT NO 68, JANAK PURI-I, IMLIWALA PAHTAK, JAIPUR-302005
CONTACT NO. +91-9928334414, 0141-2594414
email: akshit@graphitedesignstudio.com

STRUCTURAL CONSULTANTS:-
SG STRUCTURES
A-36,1ST FLOOR, SUNDER SINGH BANDARI NAGAR, SWEJ FARM, NEW SANGANER ROAD, JAIPUR-302019
E-mail: sg.structures@gmail.com
Tel: 09772202219,0141-2297076

PROJECT TITLE:-
Dream Homz
Address- Khasra No. 1296 & 1306, Village-Makarwali, Pushkar Bypass, Ajmer- 305004 (Rajasthan)

DRG. TITLE:- BLOCK 'D'
GENERAL DETAIL SHEET

SCALE	DRG. NO.
SBC=18.0 MT/Sq.Mer/1.8M Designed For=G+4	ST/GD/JAY/00
RUPESH KHORWAL DRAFT BY	MANISH GUPTA DESIGN & CHK. BY.

DATE 05/11/2019	JOB.NO.	NORTH
PRINT 00/11/2019		



COLUMN	D-1/D-2/D-3/D-4/D-5/D-6/D-7/D-8/D-9/D-10/D-11/D-12/D-13/D-14/D-27/D-28/D-29/D-30/D-45/D-46/D-53/D-61/D-62/D-63/D-64/D-69/D-70/D-77/D-78/D-79/D-80/D-81/D-82/D-85/D-86/D-87/D-88/D-89/D-90/D-91/D-92.		D-15/D-16/D-23/D-24/D-65/D-66/D-75/D-76.		D-17/D-19/D-22/D-67/D-71/D-74.		D-18/D-20/D-21/D-25/D-26/D-36/D-37/D-68/D-72/D-73.		D-31/D-32/D-35/D-38/D-39/D-40/D-43/D-44/D-47/D-48/D-51/D-52/D-54/D-55/D-56/D-59/D-60.		D-33/D-34/D-41/D-42/D-49/D-50/D-57/D-58.		D-83/D-84.	
Foundation To 1st. Floor	230 / 450 / 8-12#	8mm@175c/c	230 / 450 / 4-16# / 4-20#	8mm@175c/c	230 / 450 / 8-16#	8mm@175c/c	230 / 450 / 4-12# / 4-16#	8mm@175c/c	230 / 450 / 4-12# / 4-16#	8mm@175c/c	230 / 450 / 8-16#	8mm@175c/c	230 / 450 / 4-12# / 4-16#	8mm@175c/c
1st. FloorTo 2nd. Floor	230 / 450 / 8-12#	8mm@175c/c	230 / 450 / 8-16#	8mm@175c/c	230 / 450 / 4-12# / 4-16#	8mm@175c/c	230 / 450 / 8-12#	8mm@175c/c	230 / 450 / 4-12# / 4-16#	8mm@175c/c	230 / 450 / 8-16#	8mm@175c/c	230 / 450 / 4-12# / 4-16#	8mm@175c/c
2nd. Floor To 3rd. Floor	230 / 450 / 8-12#	8mm@175c/c	230 / 450 / 4-12# / 4-16#	8mm@175c/c	230 / 450 / 8-12#	8mm@175c/c	230 / 450 / 8-12#	8mm@175c/c	230 / 450 / 8-12#	8mm@175c/c	230 / 450 / 4-12# / 4-16#	8mm@175c/c	230 / 450 / 4-12# / 4-16#	8mm@175c/c
3rd. Floor To 4th. Floor	230 / 450 / 8-12#	8mm@175c/c	230 / 450 / 8-12#	8mm@175c/c	230 / 450 / 8-12#	8mm@175c/c	230 / 450 / 8-12#	8mm@175c/c	230 / 450 / 8-12#	8mm@175c/c	230 / 450 / 4-12# / 4-16#	8mm@175c/c	230 / 450 / 4-12# / 4-16#	8mm@175c/c
4th. Floor To (Terrace)	230 / 450 / 8-12#	8mm@175c/c	230 / 450 / 8-12#	8mm@175c/c	230 / 450 / 8-12#	8mm@175c/c	230 / 450 / 8-12#	8mm@175c/c	230 / 450 / 8-12#	8mm@175c/c	230 / 450 / 8-12#	8mm@175c/c	230 / 450 / 4-12# / 4-16#	8mm@175c/c

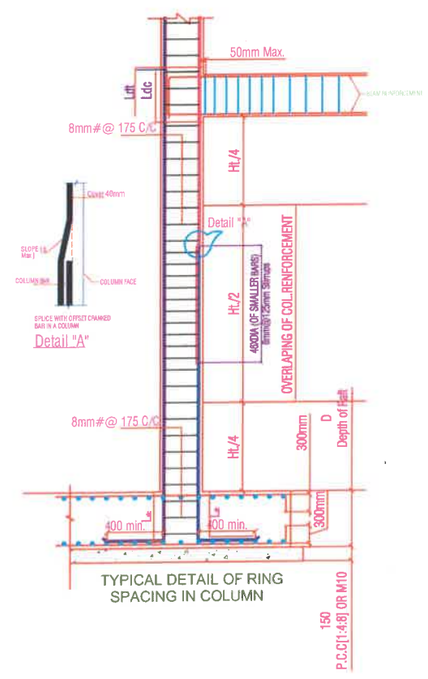

TYPICAL DETAIL OF RING SPACING IN COLUMN

SG STRUCTURES
MANISH GUPTA
B.E.[civil] M.Tech.[Stru.]

Grade Of Concrete
For Foundation/Raft/Pedustal= M25
For Stair Case= M25
For Column/Lift Wall= M25
For Beam & Slab= M25

Grade Of Reinforcement Steel
TMT Bar Fe 500D
[Primary Make(Tata,Jindal or Eq.)]

GENERAL NOTES:-

1. ALL DIMENSION AND LEVEL ARE IN MM & METER.
2. DO NOT SCALE THIS DRAWING WRITTEN DIMENSION ONLY.
3. THIS DRAWING SHOULD BE READ IN CONJUCTION WITH RELEVANT ARCHITECTURAL AND SERVICE DRAWING ANY DISCREPANCY SHOULD BE IMMEDIATELY BROUGHT TO NOTICE.
4. ONLY LOAD BEARING WALLS ARE SHOWN IN PLAN OTHER WALLS SHALL BE STOPPED 1/2" BELOW SOFFIT OF BEAM/SLAB AND GAP FILLED WITH CEMENT MORTER UNLESS OTHERWISE SHOWN IN ARCHITECTURAL DRAWING.

REINFORCEMENT DETAILS

Please Reffer Drawing ST/JAY/00

CONCRETE DETAILS

Please Reffer Drawing ST/JAY/00

REV.	DATE	DESCRIPTION	SIGN
R1			
R2			
R3			
R4			

CLINT:-
G S Dreamhome LLP

ARCHITECTS:-
GRAPHITE DESIGN STUDIO
ARCHITECTS, INTERIOR DESIGNERS, PLANNERS
PLOT NO 68, JANAK PURI-I, JAUWALA PAHAR, JAIPUR-302005
CONTACT NO. +91-9928334414, 0141-2594414
email: akshit@graphitedesignstudio.com

STRUCTURAL CONSULTANTS:-
SG STRUCTURES
A-36,1ST FLOOR, SUNDER SINGH BANDARI NAGAR, SWEJ FARM, NEW SANGANER ROAD, JAIPUR-302019
E-mail: sg.structures@gmail.com
Tel: 09772202219,0141-2297076

PROJECT TITLE:-
Dream Homz
Address- Khasra No. 1296 & 1306, Village-Makarwali, Pushkar Bypass, Ajmer- 305004 (Rajasthan)

DRG. TITLE:- BLOCK 'D'
COLUMN LAYOUT & DETAIL

SCALE	DRG. NO.
SBC : 18.0 MT/Sq.M@1.8M Designed For G + 4	ST/GD/JAY/01
RUPESH KHORWAL DRAFT BY	MANISH GUPTA DESIGN & CHK. BY.
DATE 05/11/2019 PRINT 07/11/2019	JOB.NO. / NORTH

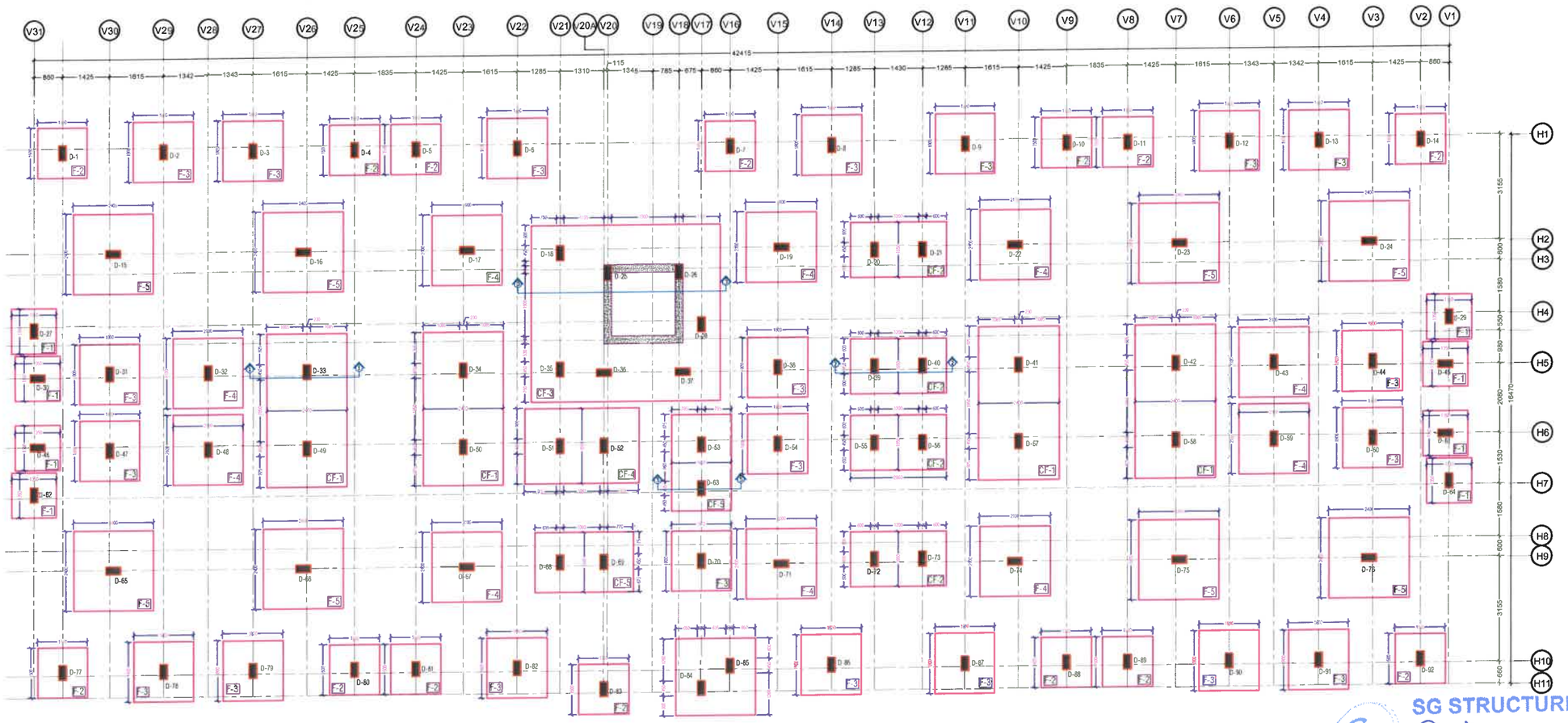

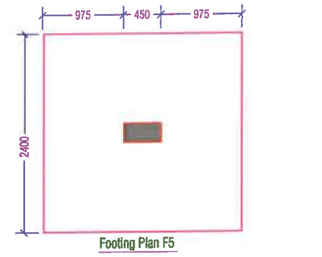

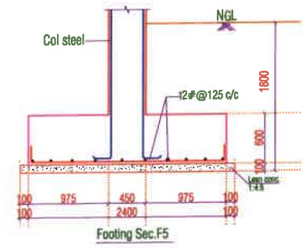

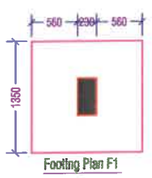

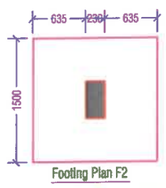

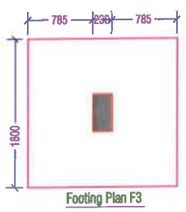

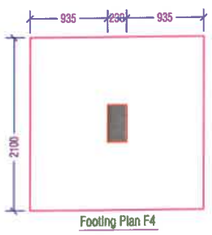

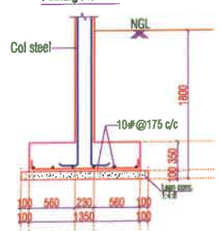

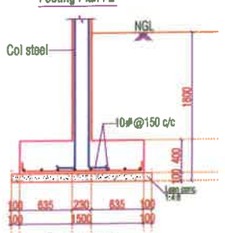

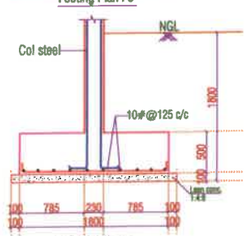

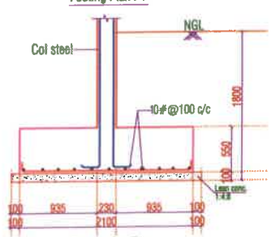

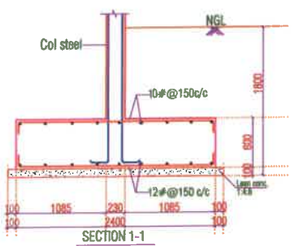

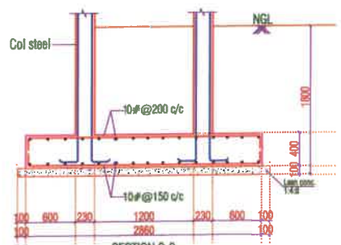

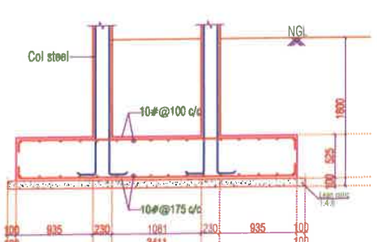

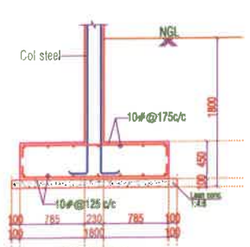

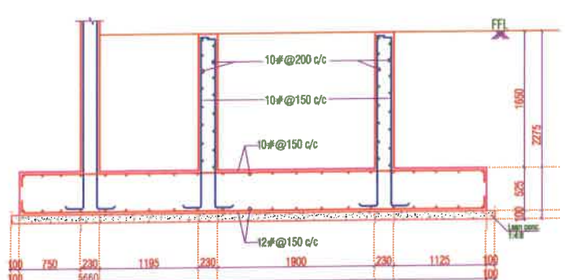

SG STRUCTURES
MANISH GUPTA
B.E.[civil] M.Tech.[Stru.]

Grade Of Concrete
For Foundation/Raft/Pedustal= M25
For Stair Case= M25
For Column/Lift Wall= M25
For Beam & Slab= M25

Grade Of Reinforcement Steel
TMT Bar Fe 500D
(Primary Make(Tata,Jindal or Eq.))

GENERAL NOTES:-

1. ALL DIMENSION AND LEVEL ARE IN MM & METER.
2. DO NOT SCALE THIS DRAWING WRITTEN DIMENSION ONLY.
3. THIS DRAWING SHOULD BE READ IN CONJUCTION WITH RELEVANT ARCHITECTURAL AND SERVICE DRAWING ANY DISCRIPANCY SHOULD BE IMMEDIATELY BROUGHT TO NOTICE.
4. ONLY LOAD BEARING WALLS ARE SHOWN IN PLAN OTHER WALLS SHALL BE STOPPED 1/2" BELOW SOFFIT OF BEAM/SLAB AND GAP FILLED WITH CE-MENT MORTER UNLESS OTHERWISE SHOWN IN ARCHITECTURAL DRAWING.

REINFORCEMENT DETAILS
Please Reffer Drawing ST/JAY/00

CONCRETE DETAILS
Please Reffer Drawing ST/JAY/00

REV.	DATE	DESCRIPTION	REMARKS
R1			
R2			
R3			
R4			

CLINT:-
G S Dreamhome LLP

ARCHITECTS:-
GRAPHITE DESIGN STUDIO
ARCHITECTS, INTERIOR DESIGNERS, PLANNERS
PLOT NO 68, JANAK PURI-I, IMLIWALA PAHTAK, JAIPUR-302005
CONTACT NO. +91-9928334414, 0141-2594414
email: akshit@graphitedsi@gmail.com

STRUCTURAL CONSULTANTS:-
SG STRUCTURES
A-36,1ST FLOOR, SUNDER SINGH BANDARI NAGAR, SWEJ FARM, NEW SANGANER ROAD, JAIPUR-302019
E-mail: sg.structures@gmail.com
Tel: 09772202219,0141-2297078

PROJECT TITLE:-
Dream Homz
Address- Khasra No. 1296 & 1306, Village-Makarwali, Pushkar Bypass, Ajmer- 305004 (Rajasthan)

DRG. TITLE:- BLOCK 'D'
FOUNDATION LAYOUT & DETAIL

SCALE	DRG. NO.
SBC 16.0 MT/Sq.Mtr@1.5M Designed For G + 4	ST/GD/JAY/02
RUPESH KHORWAL DRAFT BY	MANISH GUPTA DESIGN & CHK. BY.
DATE 05/11/2019 PRINT 07/11/2019	JOB.NO. / NORTH

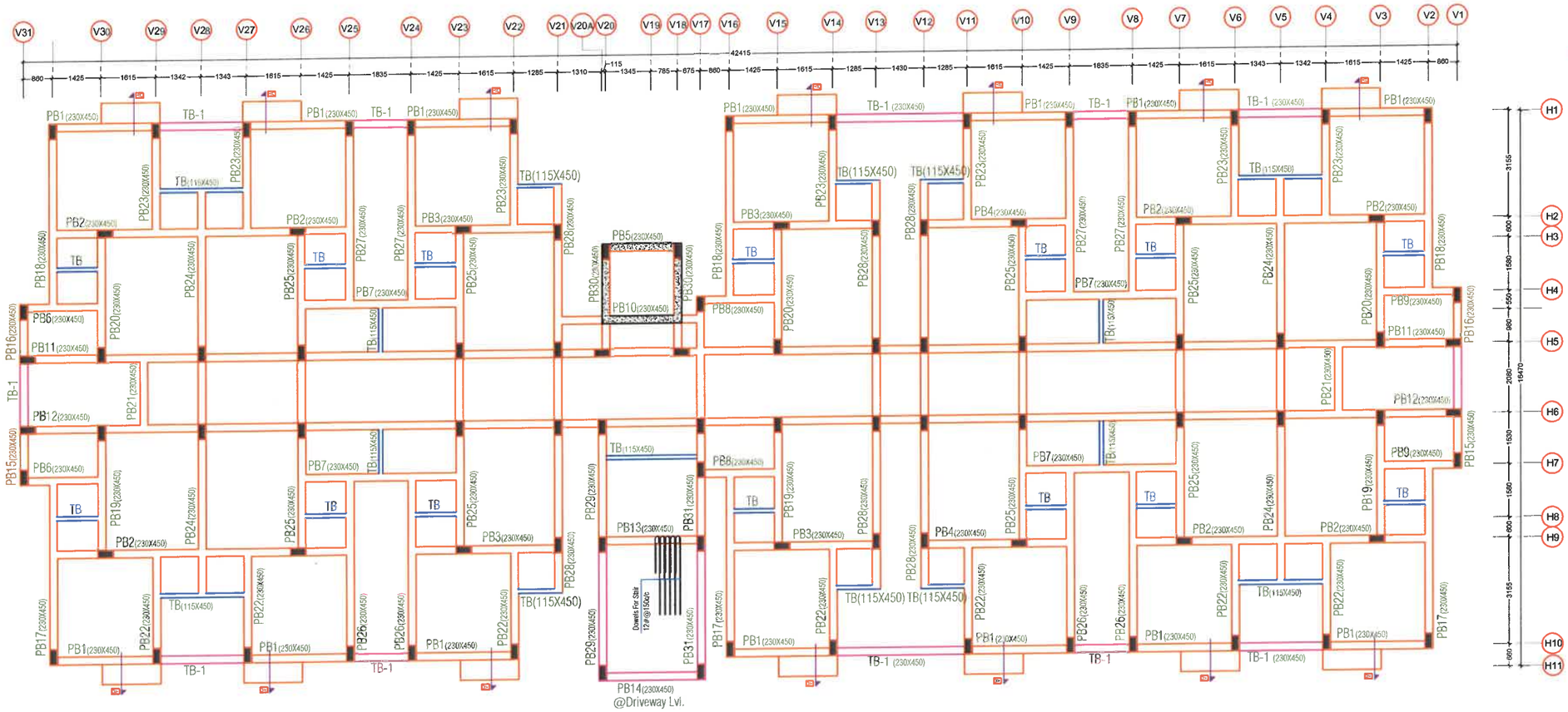

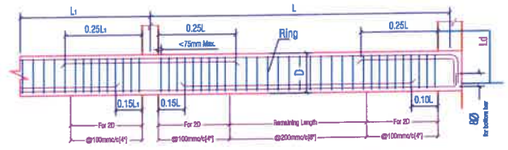

SIMPLIFIED CURTAILMENT AND STIRRUPS RULE FOR CONTINUOUS BEAMS
(Ø = Diameter of Beam Main Steel)
(D = Total Depth of Beam)

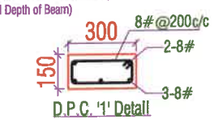

D.P.C. '1' Detail

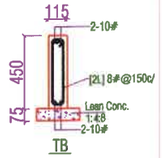

SG STRUCTURES
MANISH GUPTA
B.E.[civil] M.Tech.[Stru.]

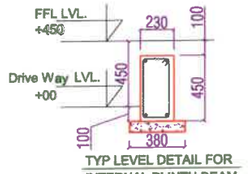

TYP LEVEL DETAIL FOR INTERNAL PLINTH BEAM

Grade Of Concrete
For Foundation/Raft/Pedustal= M25
For Stair Case= M25
For Column/Lift Wall= M25
For Beam & Slab= M25

Grade Of Reinforcement Steel
TMT Bar Fe 500D
[Primary Make(Tata,Jindal or Eq.)]

GENERAL NOTES:-

1. ALL DIMENSION AND LEVEL ARE IN MM & METER.
2. DO NOT SCALE THIS DRAWING WRITTEN DIMENSION ONLY.
3. THIS DRAWING SHOULD BE READ IN CONJUCTION WITH RELEVANT ARCHITECTURAL AND SERVICE DRAWING ANY DISCRIPANCY SHOULD BE IMMEDIATELY BROUGHT TO NOTICE.
4. ONLY LOAD BEARING WALLS ARE SHOWN IN PLAN OTHER WALLS SHALL BE STOPPED 1/2" BELOW SOFFIT OF BEAM/SLAB AND GAP FILLED WITH CE-MENT MORTER UNLESS OTHERWISE SHOWN IN ARCHITECTURAL DRAWING.

REINFORCEMENT DETAILS
Please Reffer Drawing ST/JAY/00
CONCRETE DETAILS
Please Reffer Drawing ST/JAY/00

REV.	DATE	DESCRIPTION	REMARK
R1			
R2			
R3			
R4			

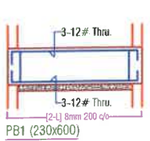

PB1 (230x600)

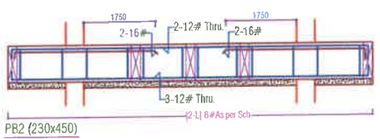

PB2 (230x450)

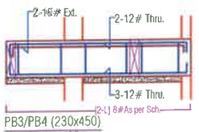

PB3/PB4 (230x450)
PB4 IS MIRROR

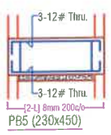

PB5 (230x450)

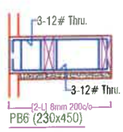

PB6 (230x450)

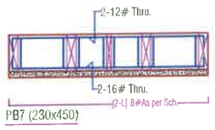

PB7 (230x450)

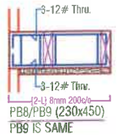

PB8/PB9 (230x450)
PB9 IS SAME

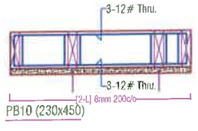

PB10 (230x450)

PB13 (230x450)

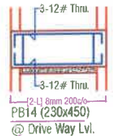

PB14 (230x450)
@ Drive Way Lvl.

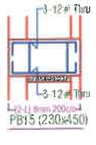

PB15 (230x450)

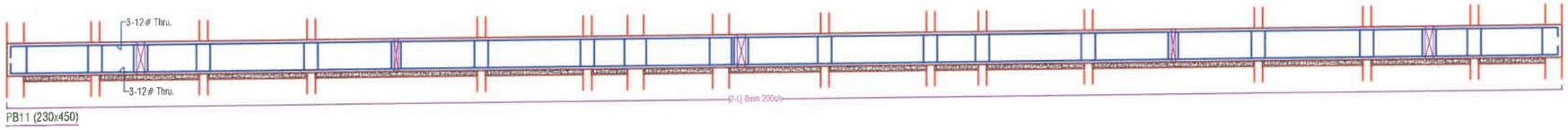

PB11 (230x450)

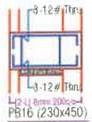

PB16 (230x450)

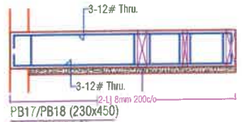

PB17/PB18 (230x450)
PB18 IS MIRROR

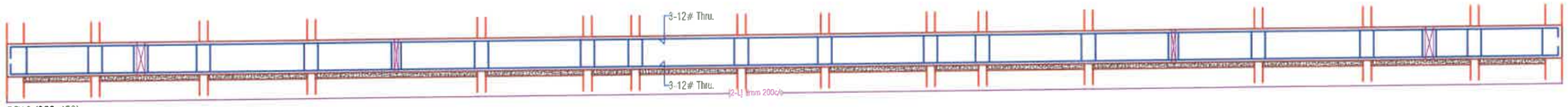

PB12 (230x450)

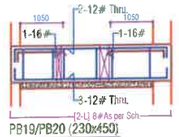

PB19/PB20 (230x450)
PB20 IS MIRROR

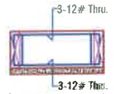

PB21 (230x450)

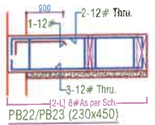

PB22/PB23 (230x450)
PB23 IS SAME

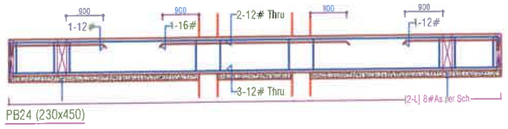

PB24 (230x450)

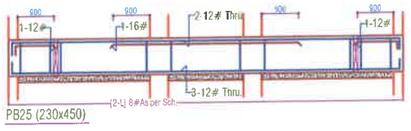

PB25 (230x450)

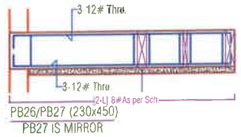

PB26/PB27 (230x450)
PB27 IS MIRROR

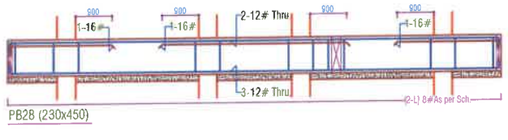

PB28 (230x450)

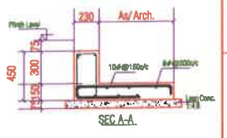

SEC A-A

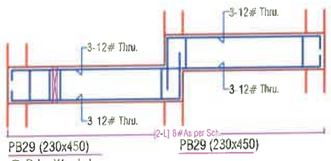

PB29 (230x450)
@ Drive Way Lvl.
PB29 (230x450)

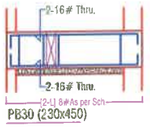

PB30 (230x450)

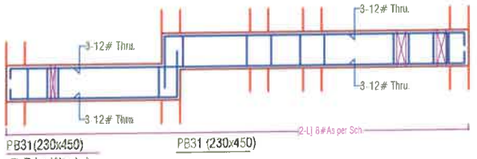

PB31(230x450)
@ Drive Way Lvl.
PB31 (230x450)

TB-1 (230X450)
Drive Way Lvl.

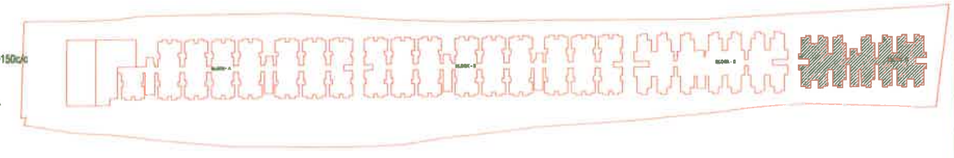

CLINT:-
G S Dreamhome LLP

ARCHITECTS:-
GRAPHITE DESIGN STUDIO
ARCHITECTS, INTERIOR DESIGNERS, PLANNERS
PLOT NO 68, JANAK PURI-I, IMLIWALA PAHTAK, JAIPUR-302005
CONTACT NO. +91-9928334414, 0141-2594414
email: akshit@graphitedesignstudio.com

STRUCTURAL CONSULTANTS:-
SG STRUCTURES
A-36,1ST FLOOR, SUNDER SINGH BANDARI NAGAR, SWEJ FARM, NEW SANGANER ROAD, JAIPUR-302019
E-mail: sg.structures@gmail.com
Tel: 09772202210,0141-2297076

PROJECT TITLE:-
Dream Homz
Address- Khasra No. 1296 & 1306, Village-Makarwali, Pushkar Bypass, Ajmer- 305004 (Rajasthan)

DRG. TITLE:- BLOCK 'D'
PLINTH BEAM LAYOUT & DETAIL

SCALE	DRG. NO.
SBC 18.0 MT/Sq.Mtr/1.5M Designed For - G + 4	ST/GD/JAY/03
RUPESH KHORWAL DRAFT BY	MANISH GUPTA DESIGN & CHK. BY.
DATE 02/12/2019 PRINT 02/12/2019	JOB.NO. / NORTH

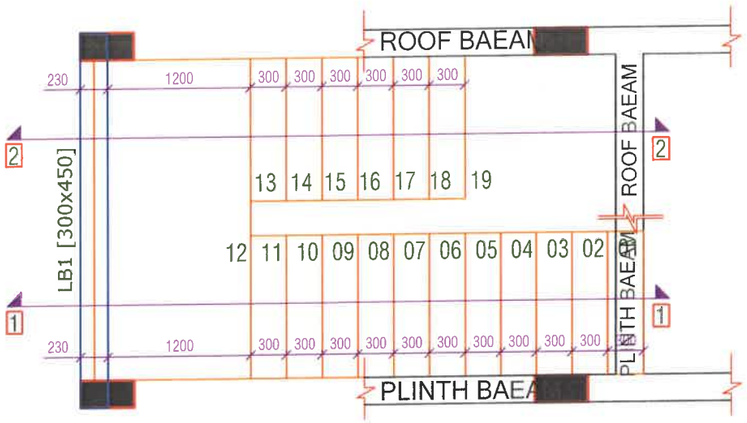

GROUND FLOOR TO FIRST FLOOR

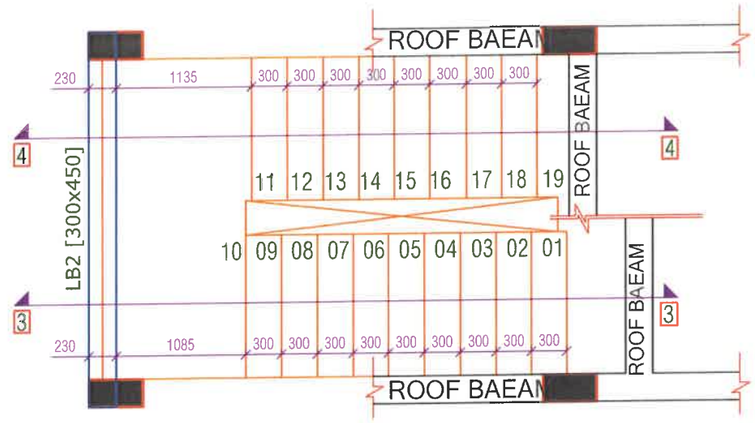

FIRST FLOOR TO SECOND FLOOR

UPPER FLOOR ARE TYPICAL

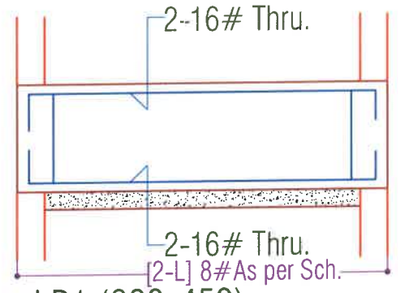

LB1 (230x450)

INVERTED

SG STRUCTURES
MANISH GUPTA
B.E.[civil] M.Tech.[Stru.]

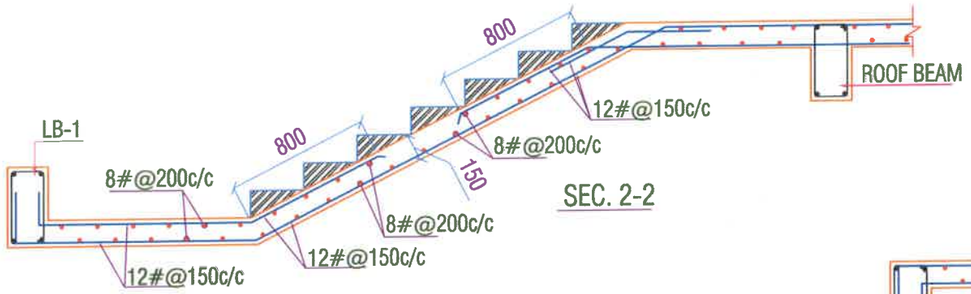

SEC. 2-2

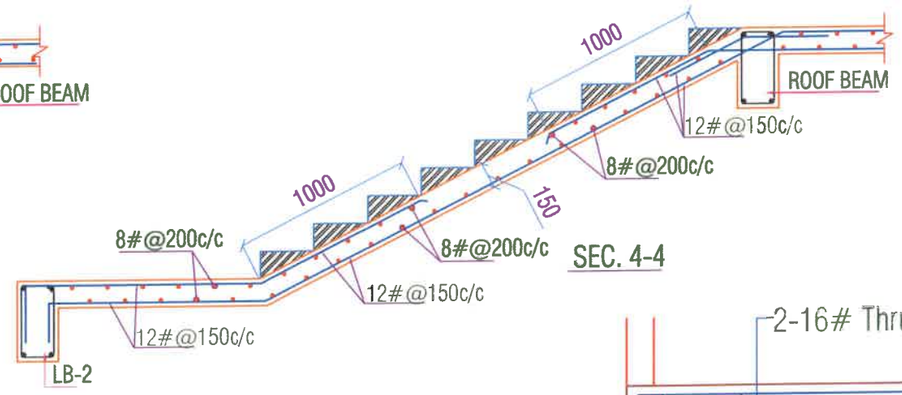

SEC. 4-4

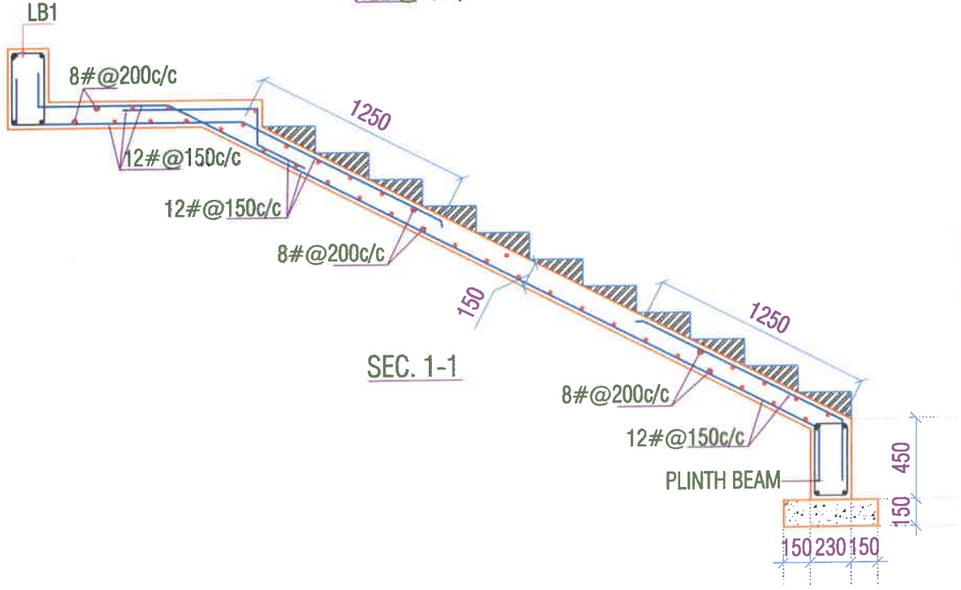

SEC. 1-1

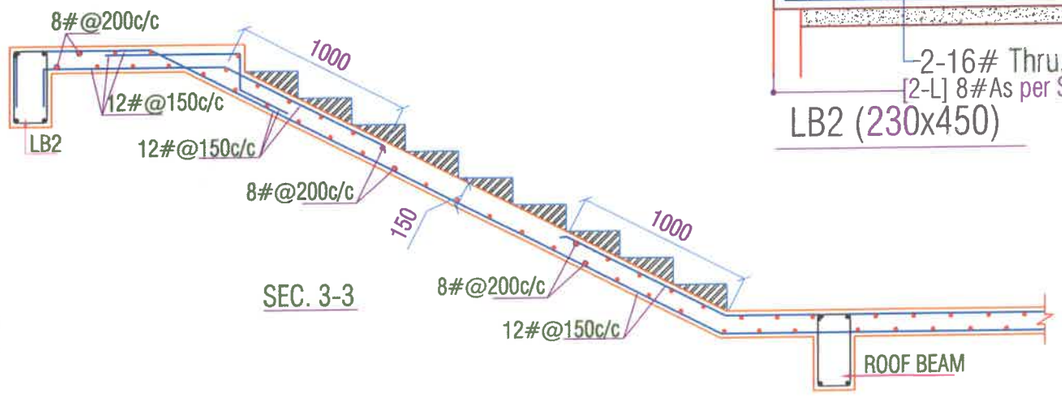

SEC. 3-3

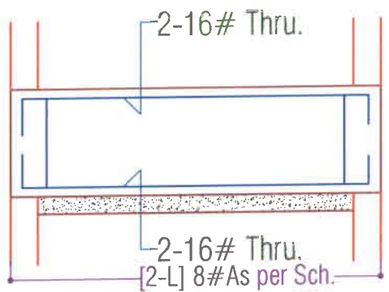

LB2 (230x450)

Grade Of Concrete
For Foundation/Raft/Pedustal= M25
For Stair Case= M25
For Column/Lift Wall= M25
For Beam & Slab= M25

Grade Of Reinforcement Steel
TMT Bar Fe 500D
[Primary Make(Tata,Jindal or Eq.)]

GENERAL NOTES:-

1. ALL DIMENSION AND LEVEL ARE IN MM & METER.
2. DO NOT SCALE THIS DRAWING WRITTEN DIMENSION ONLY.
3. THIS DRAWING SHOULD BE READ IN CONJUCTION WITH RELEVANT ARCHITECTURAL AND SERVICE DRAWING ANY DISCRIPANCY SHOULD BE IMMEDIATELY BROUGHT TO NOTICE.
4. ONLY LOAD BEARING WALLS ARE SHOWN IN PLAN OTHER WALLS SHALL BE STOPPED 1/2" BELOW SOFFIT OF BEAM/SLAB AND GAP FILLED WITH CE-MENT MORTER UNLESS OTHERWISE SHOWN IN ARCHITECTURAL DRAWING.

REINFORCEMENT DETAILS

Please Refer Drawing ST/JAY/00

CONCRETE DETAILS

Please Refer Drawing ST/JAY/00

REV.	DATE	DESCRIPTION	REMARK
S1			
S2			
S3			
S4			

CLINT:-
G S Dreamhome LLP

ARCHITECTS:-
GRAPHITE DESIGN STUDIO
ARCHITECTS, INTERIOR DESIGNERS, PLANNERS
PLOT NO 68, JANAK PURI-I, IMLIWALA PAHTAK, JAIPUR-302005
CONTACT NO. +91-9928334414,0141-2594414
email: akshit@graphitedesignstudio.com

STRUCTURAL CONSULTANTS:-
SG STRUCTURES
A-36,1ST FLOOR, SUNDER SINGH BANDARI NAGAR, SWEJ FARM, NEW SANGANER ROAD, JAIPUR-302019
E-mail: sg.structure@gmail.com
Tel: 09772202219,0141-2297076

PROJECT TITLE:-
Dream Homz
Address- Khasra No. 1296 & 1306, Village-Makarwali, Pushkar Bypass, Ajmer- 305004 (Rajasthan)

DRG. TITLE:- BLOCK-D
STAIR CASE LAYOUT & DETAIL

SCALE	DRG. NO.
SBC - 18.0 MT/Sq M@1.8M Designed For - G + 4	ST/GD/JAY/04
RUPESH KHORWAL DRAFT BY	MANISH GUPTA DESIGN & CHK. BY.

DATE 03/03/2020	JOB.NO.	NORTH
PRINT 03/03/2020		

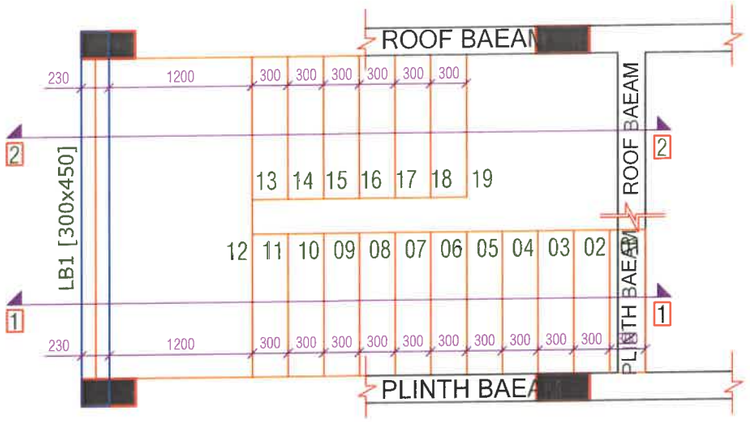

GROUND FLOOR TO FIRST FLOOR

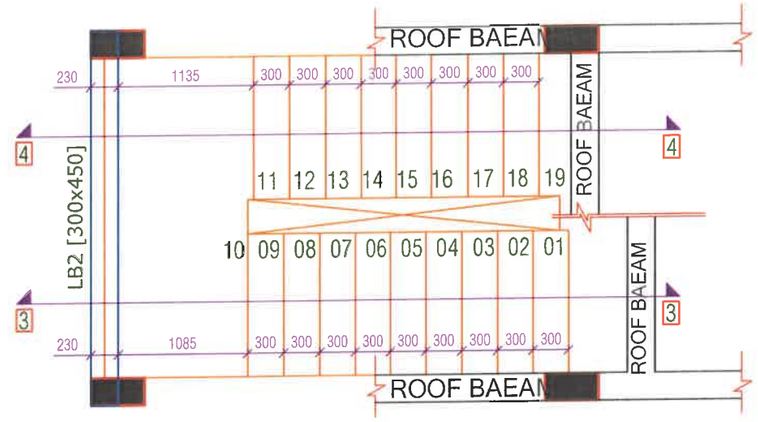

FIRST FLOOR TO SECOND FLOOR
UPPER FLOOR ARE TYPICAL

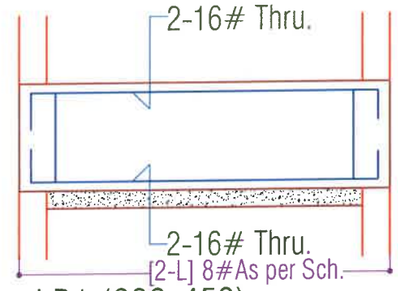

LB1 (230x450)
INVERTED

SG STRUCTURES
MANISH GUPTA
B.E.[civil] M.Tech.[Stru.]

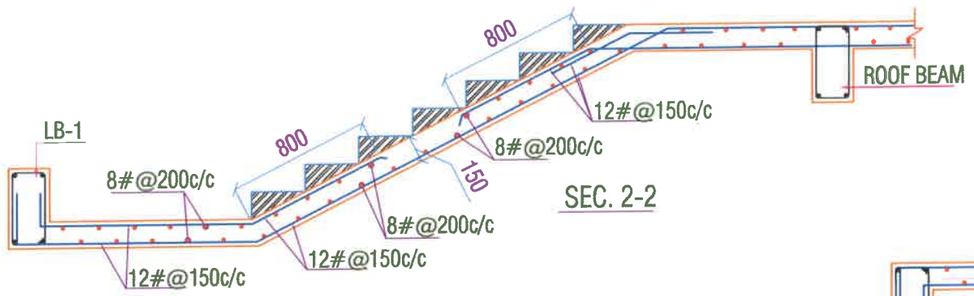

SEC. 2-2

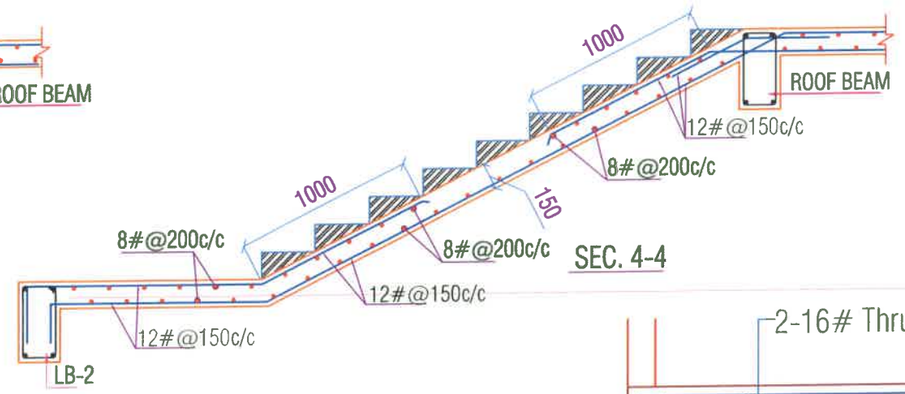

SEC. 4-4

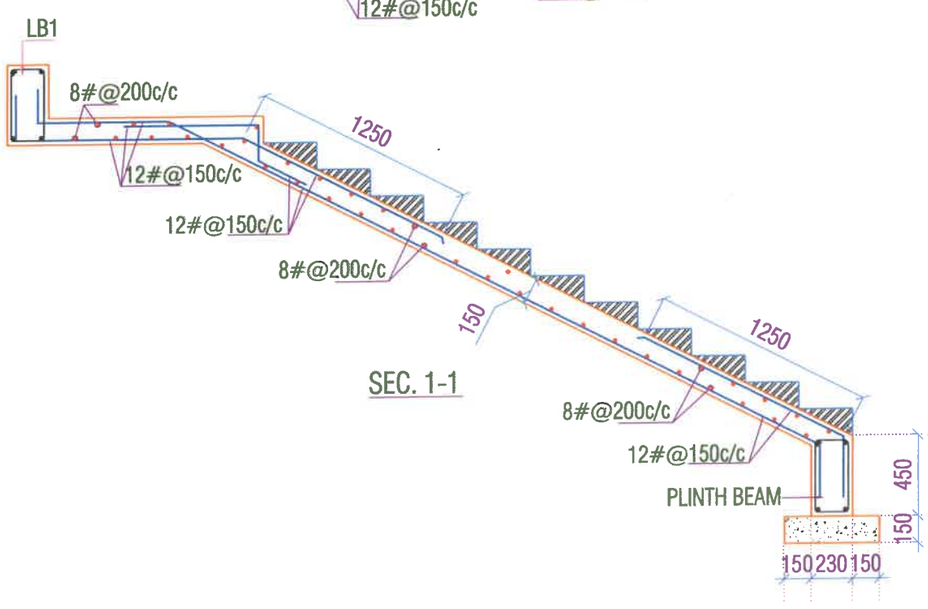

SEC. 1-1

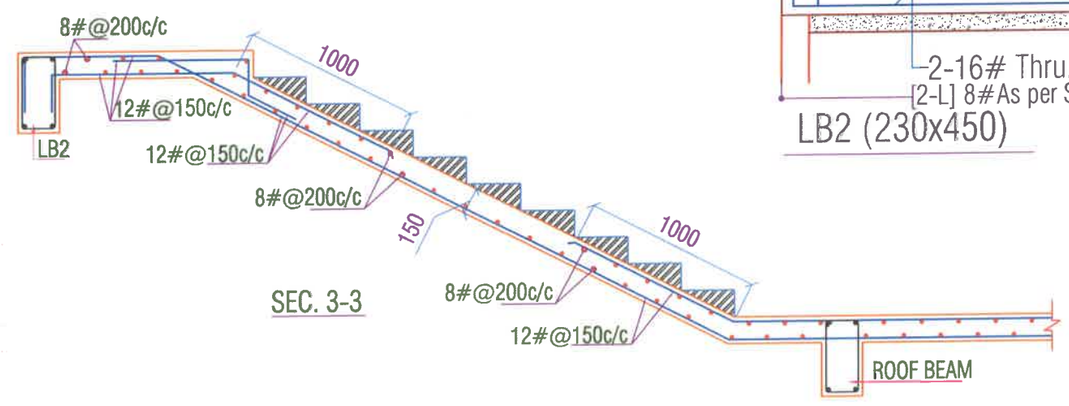

SEC. 3-3

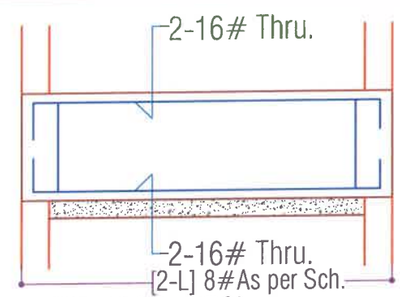

LB2 (230x450)

Grade Of Concrete
For Foundation/Raft/Pedustal= M25
For Stair Case= M25
For Column/Lift Wall= M25
For Beam & Slab= M25

Grade Of Reinforcement Steel
TMT Bar Fe 500D
[Primary Make(Tata,Jindal or Eq.)]

GENERAL NOTES:-

1. ALL DIMENSION AND LEVEL ARE IN MM & METER.
2. DO NOT SCALE THIS DRAWING WRITTEN DIMENSION ONLY.
3. THIS DRAWING SHOULD BE READ IN CONJUCTION WITH RELEVANT ARCHITECTURAL AND SERVICE DRAWING ANY DISCRIPANCY SHOULD BE IMMEDIATELY BROUGHT TO NOTICE.
4. ONLY LOAD BEARING WALLS ARE SHOWN IN PLAN OTHER WALLS SHALL BE STOPPED 1/2" BELOW SOFFIT OF BEAM/SLAB AND GAP FILLED WITH CEMENT MORTER UNLESS OTHERWISE SHOWN IN ARCHITECTURAL DRAWING.

REINFORCEMENT DETAILS
Please Reffer Drawing ST/JAY/00

CONCRETE DETAILS
Please Reffer Drawing ST/JAY/00

REV.	DATE	DESCRIPTION	REMARK
R-1			
R-2			
R-3			
R-4			

CLIENT:-
G S Dreamhome LLP

ARCHITECTS:-
GRAPHITE DESIGN STUDIO
ARCHITECTS, INTERIOR DESIGNERS, PLANNERS
PLOT NO 68, JANAK PURI-I, IMLIWALA PAHRAK, JAIPUR-302005
CONTACT NO.:+91-9928334414,0141-2594414
email: akshit@graphitedesignstudio.com

STRUCTURAL CONSULTANTS:-
SG STRUCTURES
A-36,1ST FLOOR, SUNDER SINGH BANDARI NAGAR, SWEJ FARM, NEW SANGANER ROAD, JAIPUR-302019
E-mail: sg.structures@gmail.com
Tel: 09772202219,0141-2297076

PROJECT TITLE:-
Dream Homz
Address- Khasra No. 1296 & 1306, Village-Makarwali, Pushkar Bypass, Ajmer- 305004 (Rajasthan)

DRG. TITLE:- BLOCK-D
STAIR CASE LAYOUT & DETAIL

SCALE	DRG. NO.
SBC :- 18.0 MT/Sq.Mtr/1 BM Designed For :- G + 4	ST/GD/JAY/04a
RUPESH KHORWAL DRAFT BY	MANISH GUPTA DESIGN & CHK. BY.

DATE 03/03/2020	JOB.NO.	NORTH
PRINT 03/03/2020		

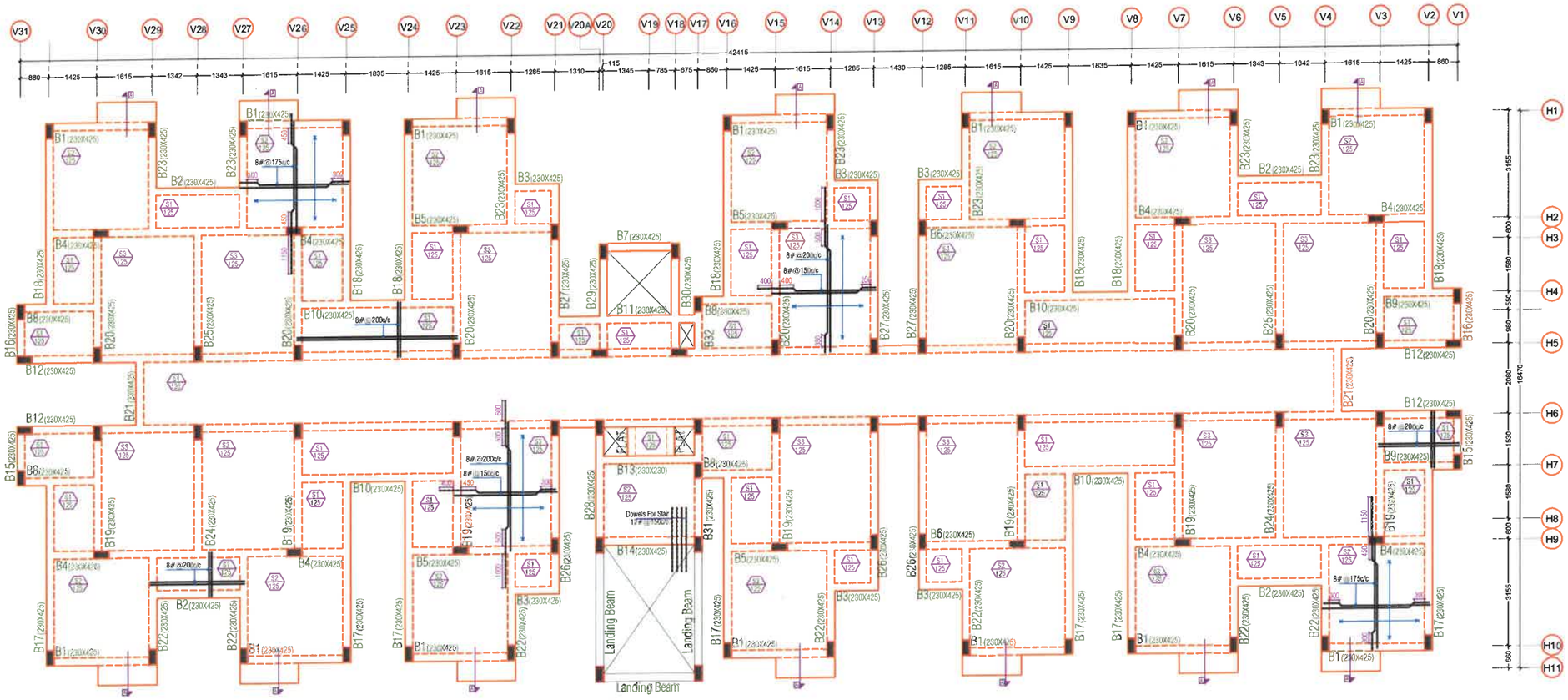

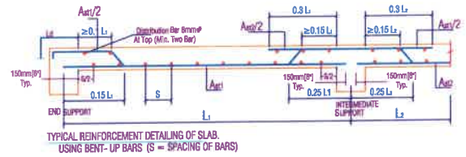

TYPICAL REINFORCEMENT DETAILING OF SLAB.
USING BENT- UP BARS (S = SPACING OF BARS)

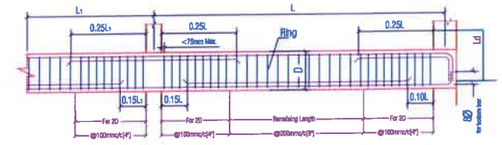

SIMPLIFIED CURTAILMENT AND STIRRUPS RULE FOR CONTINUOUS BEAMS
(Ø = Diameter of Beam Main Steel)
(D = Total Depth of Beam)

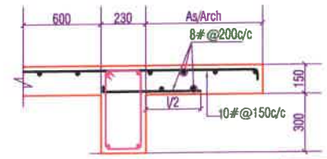

SEC-A

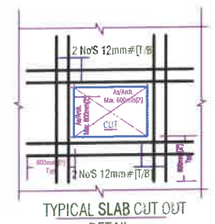

TYPICAL SLAB CUT OUT DETAIL

Grade Of Concrete
For **Foundation/Raft**/Pedustal= M25
For Stair Case= M25
For Column/Lift Wall= M25
For Beam & Slab= M25

Grade Of Reinforcement Steel
TMT Bar Fe 500D
[Primary Make(Tata,Jindal or Eq.)]

GENERAL NOTES:-

1. ALL DIMENSION AND LEVEL ARE IN MM & METER.
2. DO NOT SCALE THIS DRAWING WRITTEN DIMENSION ONLY.
3. THIS DRAWING SHOULD BE READ IN CONJUCTION WITH RELEVANT ARCHITECTURAL AND SERVICE DRAWING ANY DISCRIPANCY SHOULD BE IMMEDIATELY BROUGHT TO NOTICE.
4. ONLY LOAD BEARING WALLS ARE SHOWN IN PLAN OTHER WALLS SHALL BE STOPPED 1/2" BELOW SOFFIT OF BEAM/SLAB AND GAP FILLED WITH CE-MENT MORTER UNLESS OTHERWISE SHOWN IN ARCHITECTURAL DRAWING.

REINFORCEMENT DETAILS
Please Reffer Drawing ST/JAY/00

CONCRETE DETAILS
Please Reffer Drawing ST/JAY/00

REV	DATE	DESCRIPTION	REMARK
R1			
R2			
R3			
R4			

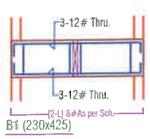
B1 (230x425)

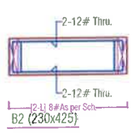
B2 (230x425)

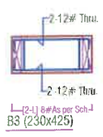
B3 (230x425)

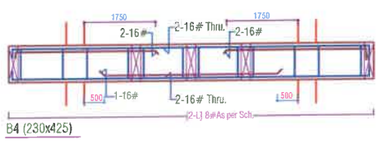
B4 (230x425)

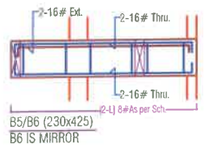
B5/B6 (230x425)
B6 IS MIRROR

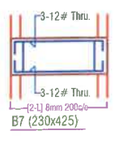
B7 (230x425)

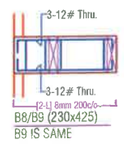
B8/B9 (230x425)
B9 IS SAME

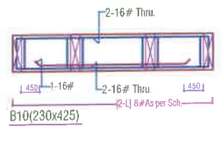
B10(230x425)

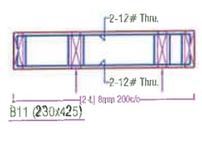
B11 (230x425)

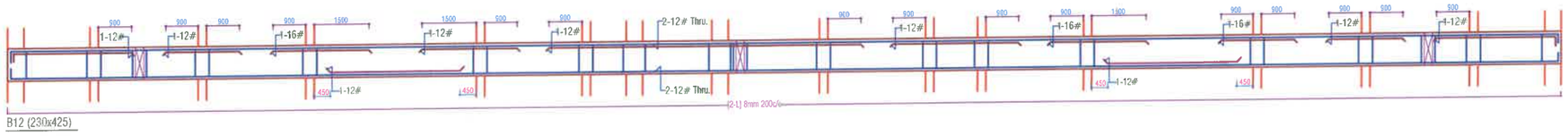
B12 (230x425)

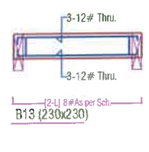
B13 (230x230)

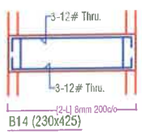
B14 (230x425)

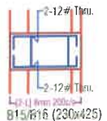
B15/B16 (230x425)
B16 IS MIRROR

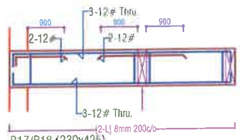
B17/B18 (230x425)
B18 IS MIRROR

B19/B20 (230x425)
B20 IS MIRROR

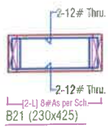
B21 (230x425)

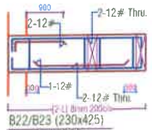
B22/B23 (230x425)
B23 IS MIRROR

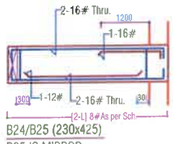
B24/B25 (230x425)
B25 IS MIRROR

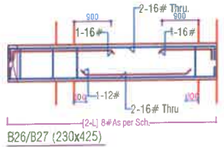
B26/B27 (230x425)
B27 IS MIRROR

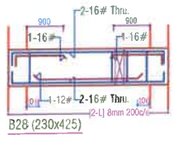
B28 (230x425)

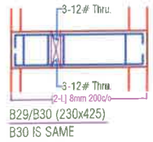
B29/B30 (230x425)
B30 IS SAME

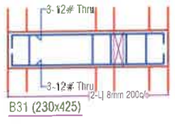
B31 (230x425)

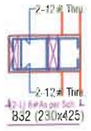
B32 (230x425)

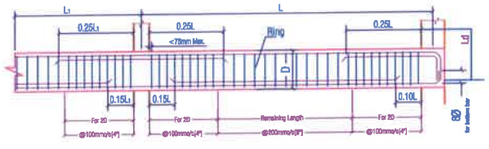

SIMPLIFIED CURTAILMENT AND STIRRUPS RULE FOR CONTINUOUS BEAMS
(Ø = Diameter of Beam Main Steel)
(D = Total Depth of Beam)

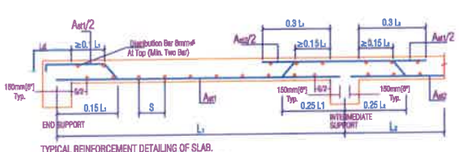

TYPICAL REINFORCEMENT DETAILING OF SLAB.
USING BENT- UP BARS (S = SPACING OF BARS)

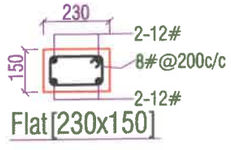

Flat[230x150]

SG STRUCTURES
MANISH GUPTA
B.E.[civil] M.Tech.[Stru.]

CLINT:-
G S Dreamhome LLP

ARCHITECTS:-
GRAPHITE DESIGN STUDIO
ARCHITECTS, INTERIOR DESIGNERS, PLANNERS
PLOT NO 66, JANAK PURI-I, IMLIWALA PAHTAK JAIPUR-302005
CONTACT NO. +91-9928334414, 0141-2594414
email: akshit@graphitedesignstudio.com

STRUCTURAL CONSULTANTS:-
SG STRUCTURES
A-36,1ST FLOOR, SUNDER SINGH BANDARI NAGAR,
SWEJ FARM, NEW SANGANER ROAD, JAIPUR-302019
E-mail: sg.structures@gmail.com
Tel: 09772202219,0141-2297076

PROJECT TITLE:-
Dream Homz
Address- Khasra No. 1296 & 1306,
Village-Makarwali, Pushkar Bypass,
Ajmer- 305004 (Rajasthan)

DRG. TITLE:- BLOCK 'D'
TYPICAL FLOOR ROOF DETAIL

SCALE	DRG. NO.
SBC : 18.0 MT/Sq.Meter BM Designed For G + 4	ST/GD/JAY/05
RUPESH KHORWAL DRAFT BY	MANISH GUPTA DESIGN & CHK. BY.

DATE 09/01/2020	JOB.NO.	NORTH
PRINT ..../01/2020		

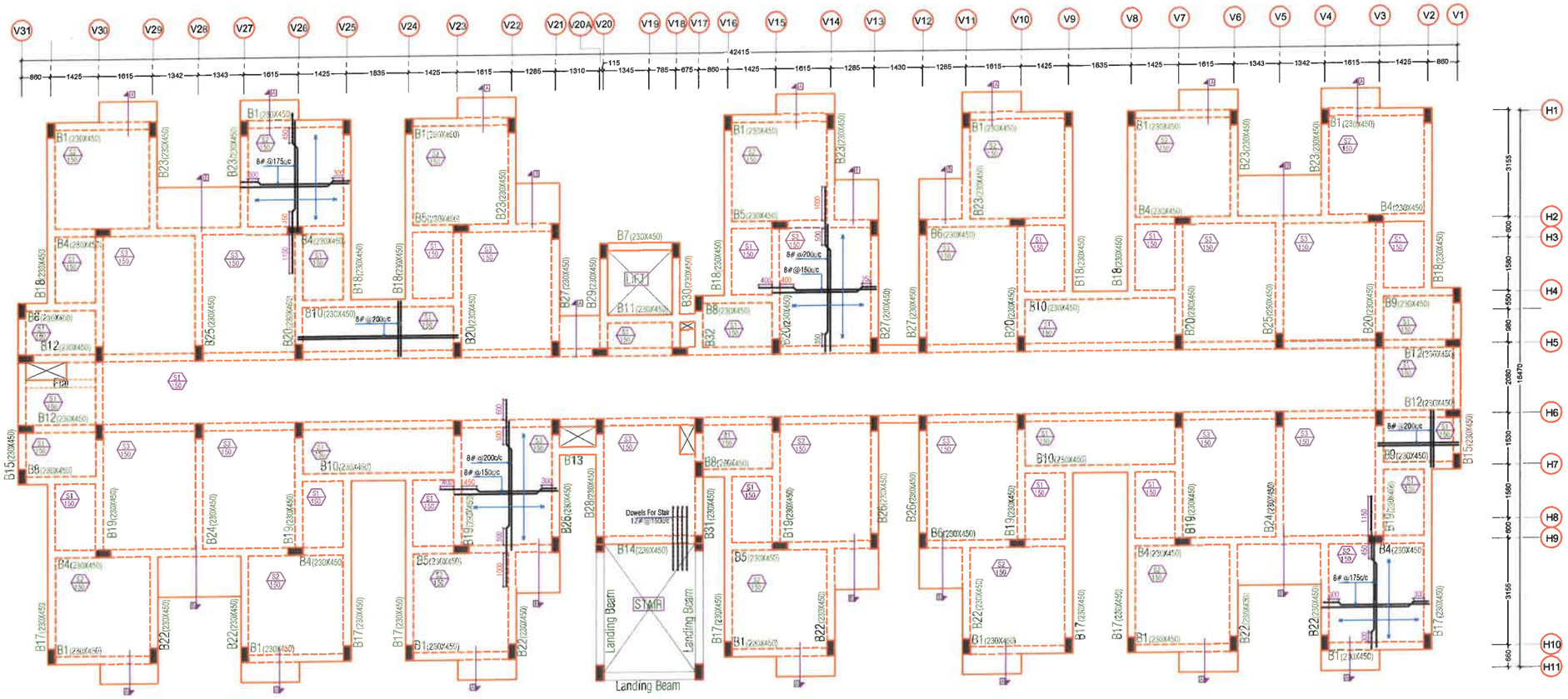

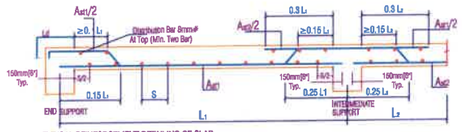

TYPICAL REINFORCEMENT DETAILING OF SLAB.
USING BENT- UP BARS (S = SPACING OF BARS)

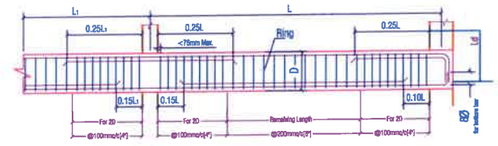

SIMPLIFIED CURTAILMENT AND STIRRUPS RULE FOR CONTINUOUS BEAMS
(Ø = Diameter of Beam Main Steel)
(D = Total Depth of Beam)

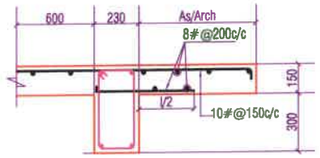

SEC-A

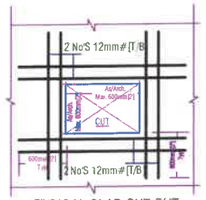

TYPICAL SLAB CUT OUT DETAIL

Grade Of Concrete
For Foundation/Raft/Pedustal= M25
For Stair Case= M25
For Column/Lift Wall= M25
For Beam & Slab= M25

Grade Of Reinforcement Steel
TMT Bar Fe 500D
(Primary Make(Tata,Jindal or Eq.))

GENERAL NOTES:-

1. ALL DIMENSION AND LEVEL ARE IN MM & METER.
2. DO NOT SCALE THIS DRAWING WRITTEN DIMENSION ONLY.
3. THIS DRAWING SHOULD BE READ IN CONJUCTION WITH RELEVANT ARCHITECTURAL AND SERVICE DRAWING ANY DISCRIPANCY SHOULD BE IMMEDIATELY BROUGHT TO NOTICE.
4. ONLY LOAD BEARING WALLS ARE SHOWN IN PLAN OTHER WALLS SHALL BE STOPPED 1/2" BELOW SOFFIT OF BEAM/SLAB AND GAP FILLED WITH CE-MENT MORTER UNLESS OTHERWISE SHOWN IN ARCHITECTURAL DRAWING.

REINFORCEMENT DETAILS
Please Reffer Drawing ST/JAY/00
CONCRETE DETAILS
Please Reffer Drawing ST/JAY/00

REV.	DATE	DESCRIPTION	REMARK
R1			
R2			
R3			
R4			

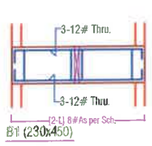

B1 (230x450)

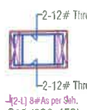

B13 (230x450)

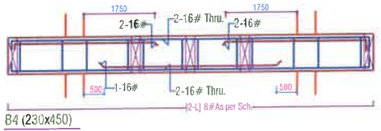

B4 (230x450)

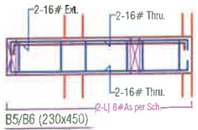

B5/B6 (230x450)
B6 IS MIRROR

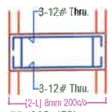

B7 (230x450)

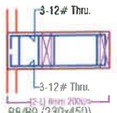

B8/B9 (230x450)
B9 IS SAME

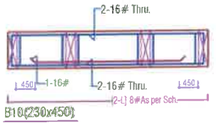

B10(230x450)

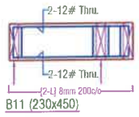

B11 (230x450)

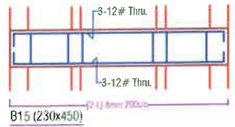

B15 (230x450)

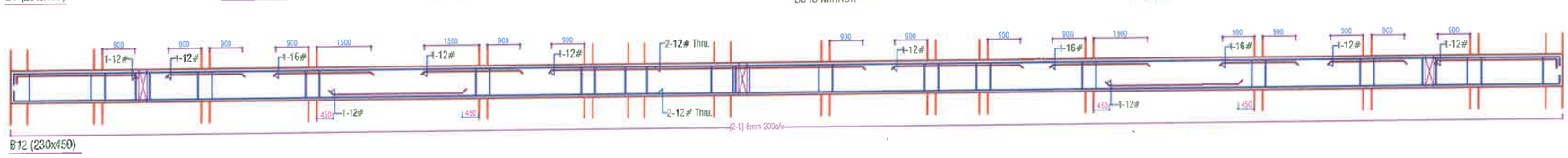

B12 (230x450)

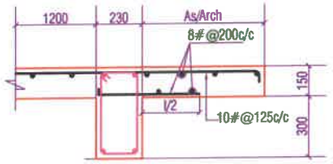

SEC-B

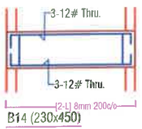

B14 (230x450)

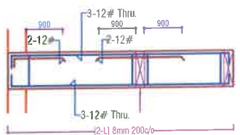

B17/B18 (230x450)
B18 IS MIRROR

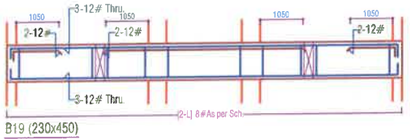

B19 (230x450)

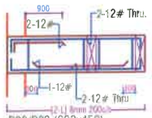

B22/B23 (230x450)
B23 IS MIRROR

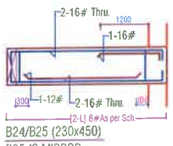

B24/B25 (230x450)
B25 IS MIRROR

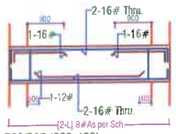

B26/B27 (230x450)
B27 IS MIRROR

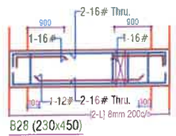

B28 (230x450)

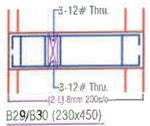

B29/B30 (230x450)
B30 IS SAME

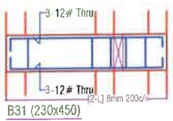

B31 (230x450)

B32 (230x450)

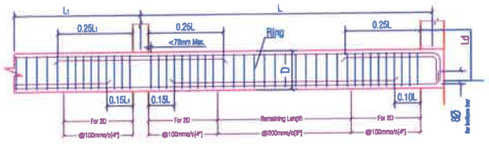

SIMPLIFIED CURTAILMENT AND STIRRUPS RULE FOR CONTINUOUS BEAMS
(Ø = Diameter of Beam Main Steel)
(D = Total Depth of Beam)

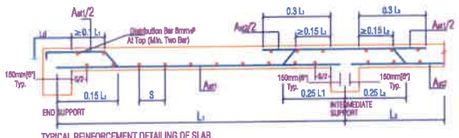

TYPICAL REINFORCEMENT DETAILING OF SLAB.
USING BENT- UP BARS (S = SPACING OF BARS)

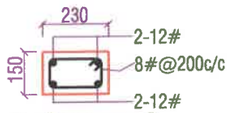

Flat[230x150]

CLINT:-
G S Dreamhome LLP

ARCHITECTE:-
GRAPHITE DESIGN STUDIO
ARCHITECTS INTERIOR DESIGNERS PLANNERS
PLOT NO 68, JANAK PURI-I, IMLIWALA PAHRAI, JAIPUR 302006
CONTACT NO. +91-9783364414, 0141-2594414
email: alishi@graphitedesignstudio.com

STRUCTURAL CONSULTANTS:-
SG STRUCTURES
A-36,1ST FLOOR, SUNDER SINGH BANDARI NAGAR, SWEJ FARM, NEW SANGANER ROAD, JAIPUR-302019
E-mail: sg.structures@gmail.com
Tel: 09772202219,0141-2297076

PROJECT TITLE:-
Dream Homz
Address- Khasra No. 1296 & 1306, Village-Makarwali, Pushkar Bypass, Ajmer- 305004 (Rajasthan)

DRG. TITLE:- BLOCK 'D'
TERRACE FLOOR ROOF DETAIL

SCALE	DRG. NO.
SBC 18.0 MT/Sq.Mtre1.8M Designed For G + 4	ST/GD/JAY/06
RUPESH KHORWAL DRAFT BY	MANISH GUPTA DESIGN & CHK. BY.
DATE 09/08/2020 PRINT ..../08/2020	JOB.NO. / NORTH

SG STRUCTURES
MANISH GUPTA
B.E.[civil] M.Tech.[Stru.]

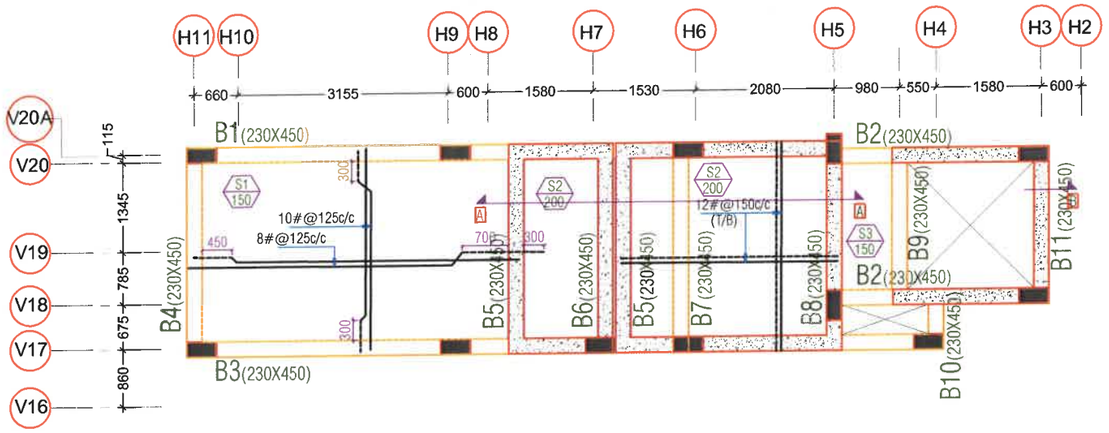

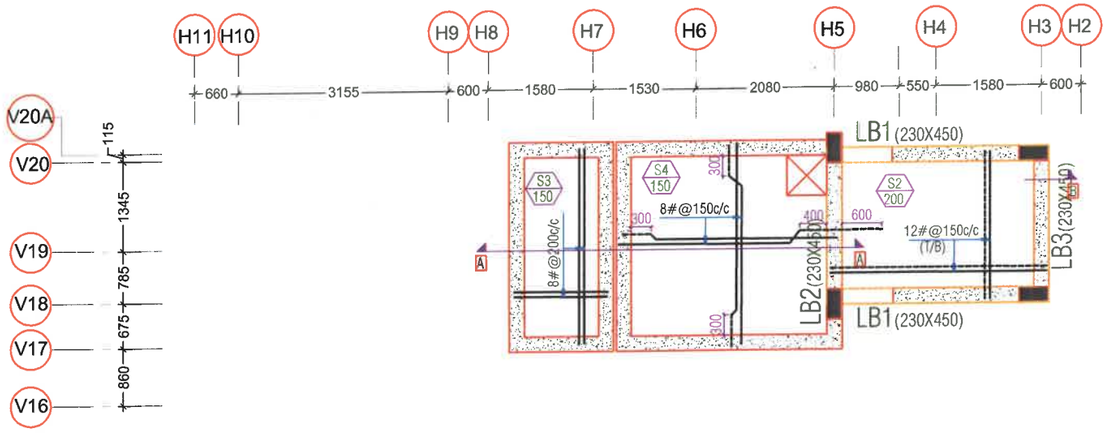

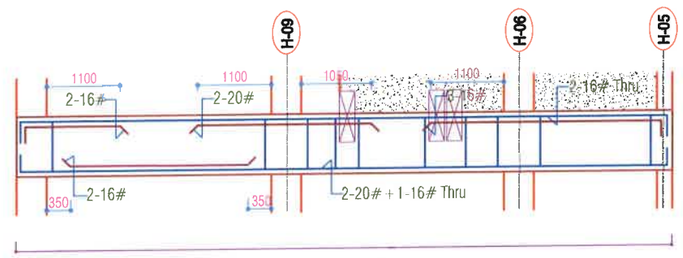

B1 (230x450)

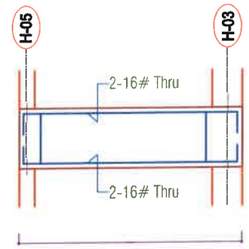

B2 (230x450)

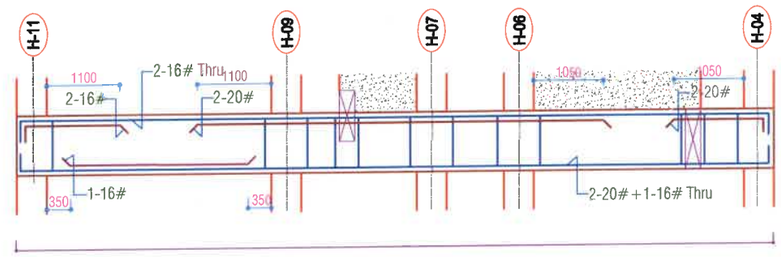

B3 (230x450)

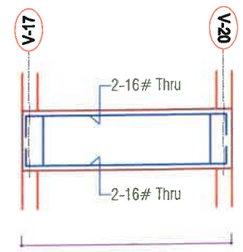

B4 (230x450)

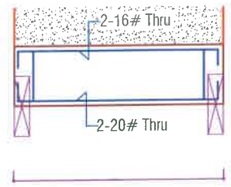

B5 (230x450)

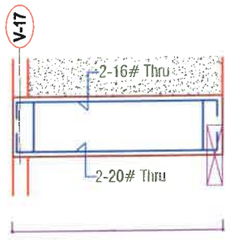

B6 (230x450)

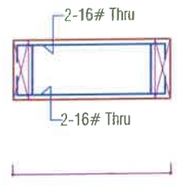

B9 (230x450)

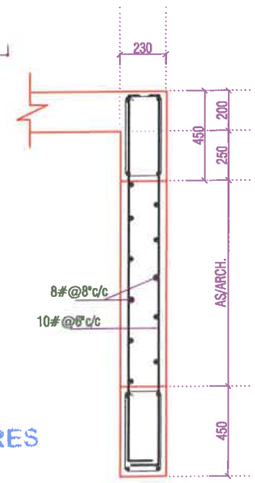

SEC-B

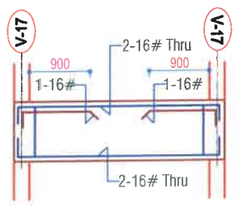

B7 (230x450)

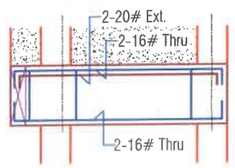

B8 (230x450)

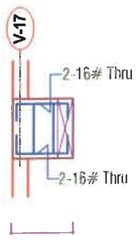

B10 (230x450)

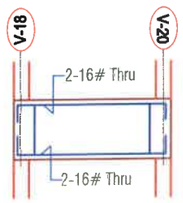

B11 (230x450)

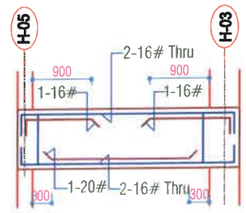

LB1 (230x450)

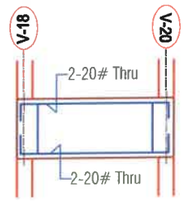

LB3 (230x450)

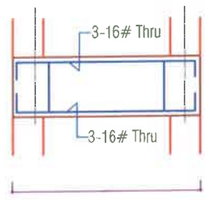

LB2 (230x450)

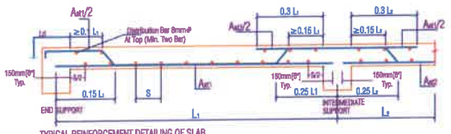

TYPICAL REINFORCEMENT DETAILING OF SLAB.
USING BENT- UP BARS (S = SPACING OF BARS)

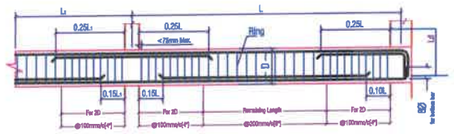

SIMPLIFIED CURTAILMENT AND STIRRUPS RULE FOR CONTINUOUS BEAMS
(Ø = Diameter of Beam Main Steel)
(D = Total Depth of Beam)

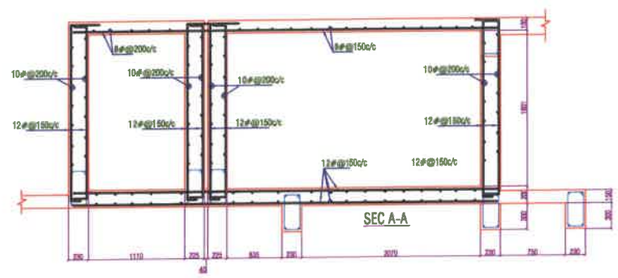

SG STRUCTURES
MANISH GUPTA
B.E.[civil] M.Tech.[Stru.]

Grade Of Concrete
For Foundation/Raft/Pedustal= M25
For Stair Case= M25
For Column/Lift Wall= M25
For Beam & Slab= M25

Grade Of Reinforcement Steel
TMT Bar Fe 500D
(Primary Make(Tata,Jindal or Eq.))

GENERAL NOTES:-

1. ALL DIMENSION AND LEVEL ARE IN MM & METER.
2. DO NOT SCALE THIS DRAWING WRITTEN DIMENSION ONLY.
3. THIS DRAWING SHOULD BE READ IN CONJUCTION WITH RELEVANT ARCHITECTURAL AND SERVICE DRAWING ANY DISCREPANCY SHOULD BE IMMEDIATELY BROUGHT TO NOTICE.
4. ONLY LOAD BEARING WALLS ARE SHOWN IN PLAN OTHER WALLS SHALL BE STOPPED 1/2" BELOW SOFFIT OF BEAM/SLAB AND GAP FILLED WITH CEMENT MORTER UNLESS OTHERWISE SHOWN IN ARCHITECTURAL DRAWING.

REINFORCEMENT DETAILS
Please Refer Drawing ST/JAY/00

CONCRETE DETAILS
Please Refer Drawing ST/JAY/00

REV. NO.	DATE	DESCRIPTION	REMARKS
01			
02			
03			
04			

CLINT:-
G S Dreamhome LLP

ARCHITECT:-
GRAPHITE DESIGN STUDIO
ARCHITECTS, INTERIOR DESIGNERS, PLANNERS
PLOT NO 68, JAWAHAR PURA, MALVIYA NAGAR, JAIPUR 302017
CONTACT NO. +91-9928324414, 0141-2574414
email: ar.shital@graphitedesignstudio.com

STRUCTURAL CONSULTANTS:-
SG STRUCTURES
A-36,1ST FLOOR, SUNDER SINGH BANDARI NAGAR, SWEJ FARM, NEW SANGANER ROAD, JAIPUR-302019
E-mail: sg.structures@gmail.com
Tel: 09772202219,0141-2297076

PROJECT TITLE:-
Dream Homz
Address- Khasra No. 1296 & 1306, Village-Makarwali, Pushkar Bypass, Ajmer- 305004 (Rajasthan)

DRG. TITLE:- BLOCK 'D'
O.H.W. TANK LAYOUT & DETAIL

SCALE	DRG. NO.
SBC : 1:0.5 MT/Sq.M = 1 BM Designed For G + 4	ST/GD/JAY/07
RUPESH KHORWAL DRAFT BY	MANISH GUPTA DESIGN & CHK. BY.
DATE 09/08/2020 PRINT ..../08/2020	JOB.NO. / NORTH