# PROPOSED LAYOUT PLAN OF

# "GOVINDAM GREENS"

UNDER KHASRA NO:- 889/648,891/656,943/657,945/658

AT REVENUE VILLAGE - KISHANPURA URF KHATIPURA , TEH.-SANGANER ,DIST.- JAIPUR

## AREA ANALYSIS :-

| S.No. | LAND USED | AREA IN (SQ.MTR.) | (%) |
|---|---|---|---|
| 1. | RESIDENTIAL | 5748.49 | 58.58 % |
| 2. | RETAIL COMMERCIAL | 182.85 | 01.86 % |
| 3. | PARK | 491.06 | 05.00 % |
| 4. | MT | 10.00 | 00.10 % |
| 5. | SWM | 50.00 | 00.51 % |
| 6. | ROAD | 3331.60 | 33.95 % |
| SCHEME AREA | | 9814.00 | 100.00 % |

## KEY PLAN

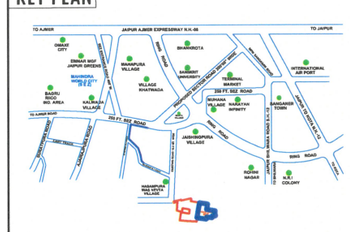

## KHASRA MAP

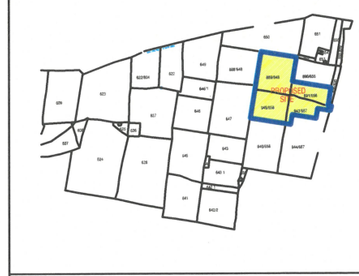

GOOGLE IMAGE MAP OF EXISTING LAND
AT REVENUE VILLAGE - KISHANPURA URF KHATIPURA , TEH.-SANGANER ,DIST.- JAIPUR
UNDER KHASRA NO:- 889/648,891/656,943/657,945/658

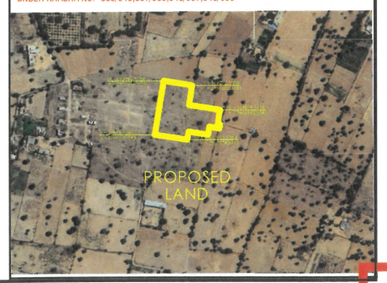


## LEGENDS:

ELECTRICAL

| Qty. | Symbol | Description |
|---|---|---|
| 400 mtr | | 110 MM DIA PVC PIPE WITH HT 11KV LINE CABLE |
| 27 mtr | | 110 MM DIA PVC PIPE WITH LT LINE CABLE |
| | | ELECTRIC CABLE CHAMBER SIZE :- 400x400 MM |
| | | ELECTRIC CABLE CHAMBER SIZE :- 600x450 MM |
| 40 | | PEEDER PILLAR |
| 01 | | STREET LIGHT PEEDER PILLAR |
| 02 | | 11/0.433KV, TRANSFORMER ON 4-POLE STRUCTURE WITH 3WAY RMU |
| 70 | | STREET LIGHT SINGLE ARM |
| | | STREET LIGHT DOUBLE ARM |
| 01 | | 11/0.433KV, EXTRA 4-POLE STRUCTURE |

LEGENDS:

SEWERAGE

| NO.S | Symbol | Type | Description |
|---|---|---|---|
| | | | CIRCULAR MANHOLE SIZE-1000 mm DIA. |
| | | | CIRCULAR PROPERTY CHEMBER SIZE-450 x 450 DIA mm |
| 02 | | | CIRCULAR SEWERAGE MANHOLES SIZE :- 1500 mm DIA |
| | | | SOIL FLOW DIRECTION FROM HOME |
| | | | SOIL FLOW DIRECTION IN MAI LINE |

DRAINAGE PIPES & SLOPE DETAIL :-

| | |
|---|---|
| | 300mm DIA SEWERAGE PIPE SLOPE 1:300 |
| | 200mm DIA WATER PIPE SLOPE 1:200 |

LEGENDS:

RAIN WATER HARVESTING

| QTY | SYMBOL | DESCRIPTION |
|---|---|---|
| | | PW CHAMBER 800 X 300 MM |
| | | PW CHAMBER 600 X 600 MM |
| | | 250 MM RAIN WATER PIPE SLOPE 1:200 |
| 1 | | |

RAIN WATER FLOW DIRECTION

LEGENDS:

WATER LINE

| QTY | SYMBOL | DESCRIPTION |
|---|---|---|
| 27 mtr | | 200 MM WATER SUPPLY PIPE |
| 27 mtr | | 090 MM WATER SUPPLY PIPE |
| | | AIR RELEASE VALVE |
| | | VALVE CHAMBER 300X300MM |
| 27 mtr | | 090 MM SOIL PIPE |

# ELECTRIFICATION LAYOUT PLAN


ANUJ SHARMA
B. Tech. (Civil)

ANUJ SHARMA
EMAIL : SEIANUJ01@GMAIL.COM
MOB. : 9783766666
ADD. : 101, PRISM TOWER,OPP. POLICE HEADQUATER,
LALKOTHI SCHEME,TONK ROAD JAIPUR (RAJ.) 302015