

TYPICAL DETAIL "A" OF RING SPACING IN COLUMN



**Grade Of Concrete**  
For Foundation/Raft/Pedestal = M25  
For Stair Case = M25  
For Column/Lift Wall = M25  
For Beam & Slab = M25

**Grade Of Reinforcement Steel**  
TMT Bar Fe 550D

- GENERAL NOTES:-**
- ALL DIMENSION AND LEVEL ARE IN INCH & FEET.
  - DO NOT SCALE THIS DRAWING WRITTEN DIMENSION ONLY.
  - THIS DRAWING SHOULD BE READ IN CONJUNCTION WITH RELEVANT ARCHITECTURAL AND SERVICE DRAWING ANY DISCRIPANCY SHOULD BE IMMEDIATELY BROUGHT TO NOTICE.
  - ONLY LOAD BEARING WALLS ARE SHOWN IN PLAN OTHER WALLS SHALL BE STOPPED 1/2" BELOW SOFFIT OF BEAM/SLAB AND GAP FILLED WITH CE-MENT MORTER UNLESS OTHERWISE SHOWN IN ARCHITECTURAL DRAWING.

**REINFORCEMENT DETAILS**  
Please Refer Drawing ST-SG-GCS-00

**CONCRETE DETAILS**  
Please Refer Drawing ST-SG-GCS-00

REV.	DATE	DESCRIPTION	REMARK
R1			
R2			
R3			
R4			

**CLINT:**  
A STUDIO REALTY

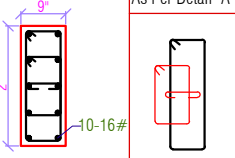
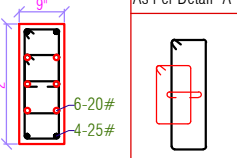
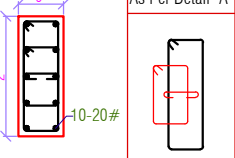
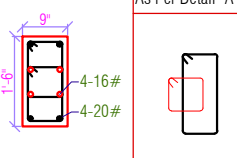
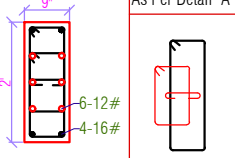
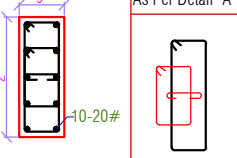
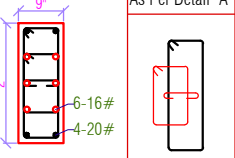
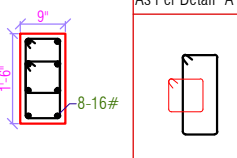
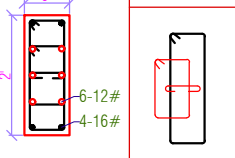
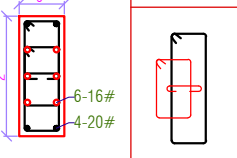
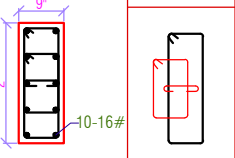
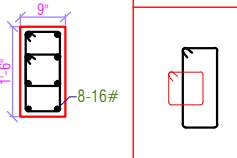
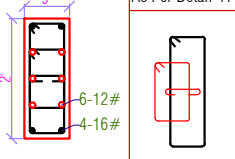
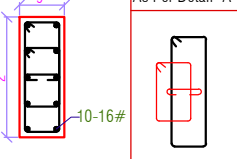
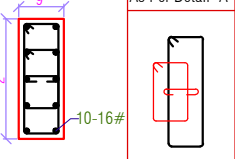
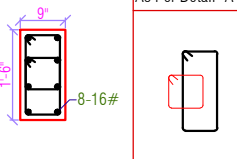
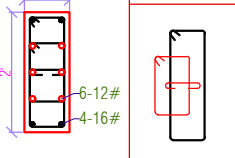
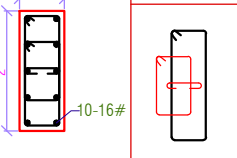
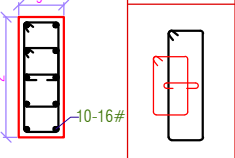
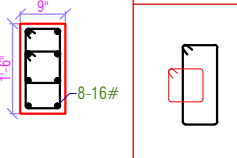
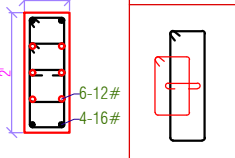
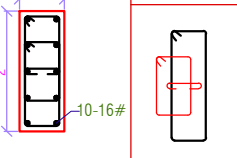
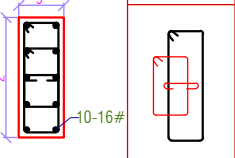
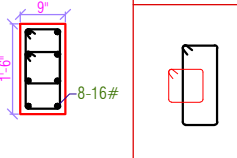
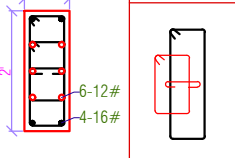
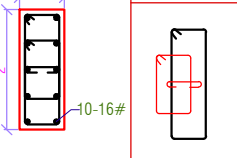
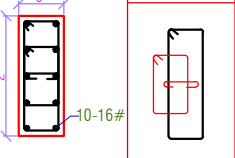
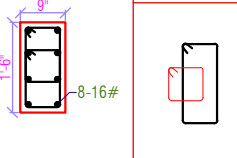
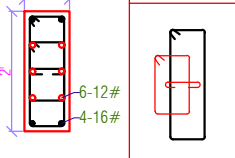
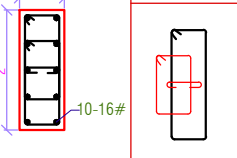
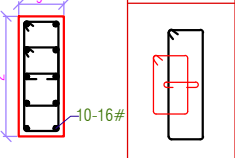
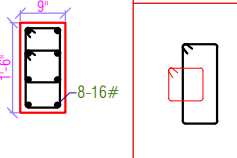
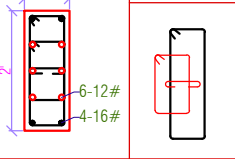
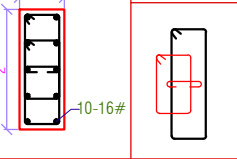
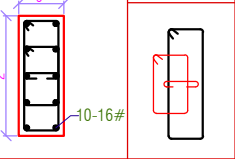
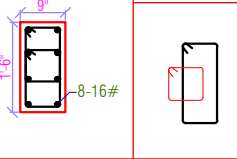
**ARCHITECTS:-**  
**STUDIO-1503**  
Architects, Interior Designers  
B-2/518, Chitrakoot Scheme,  
Ajmer Road, Jaipur  
PH: +91-141-4003383  
email : studio1503@gmail.com

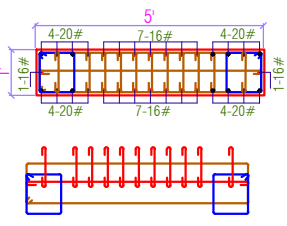
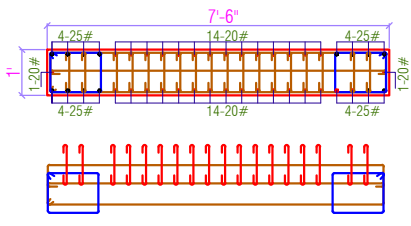
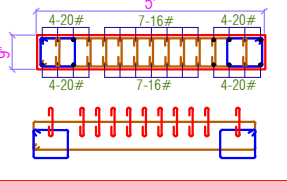
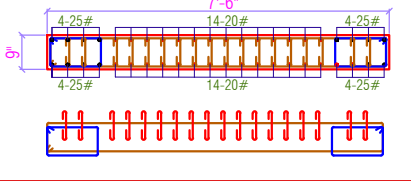
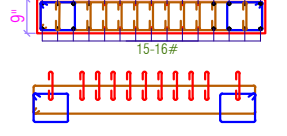
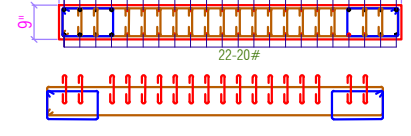
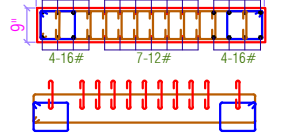
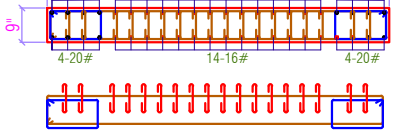
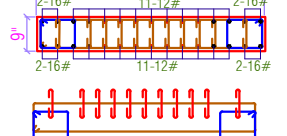
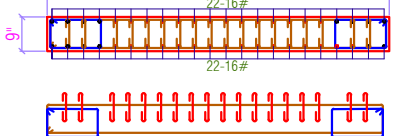
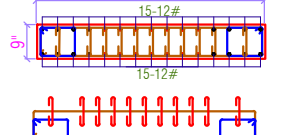
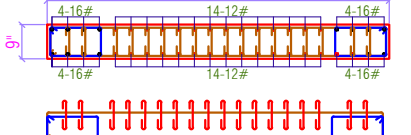
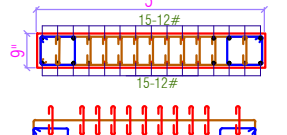
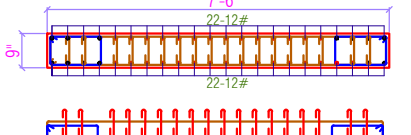
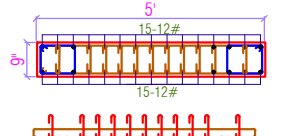
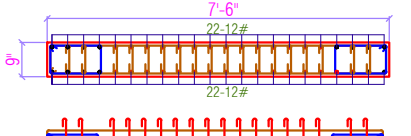
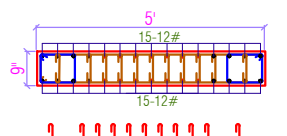
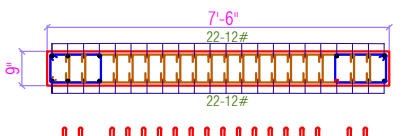
**STRUCTURAL CONSULTANTS:-**  
**SG STRUCTURES**  
A-36, BASEMENT, SUNDER SINGH BANDARI NAGAR,  
SWEJ FARM, NEW SANGANER ROAD, JAIPUR-302019  
E-mail: sg.structures@gmail.com  
Tel: 09772202219, 0141-2297076

**PROJECT TITLE:-** GURUKRIPA AARISE  
PROPOSED STUDIO APARTMENTS  
PLOT No.SB26 , BAPU NAGAR ,  
JAIPUR

**DRG. TITLE:-**  
COLUMN LAYOUT

SCALE	DRG. NO.
SBC=10 MT/Sq.M@1.5M Designed For=B+S+8	ST-SG-100X100-01
PRITHVI SINGH CHOUHAN DRAFT BY	RAHUL SHARMA DESIGN BY
RAHUL SHARMA CHECK BY	MANISH GUPTA APPROVED BY
DATE 07/04/2025 PRINT ...../04/2025	JOB.NO. NORTH

COLUMN	C-1.		C-2.		C-3/C-6.		C-4/C-5/C-7.	
Foundation To 1st. Floor		As Per Detail "A"		As Per Detail "A"		As Per Detail "A"		As Per Detail "A"
1st. Floor To 2nd. Floor		As Per Detail "A"		As Per Detail "A"		As Per Detail "A"		As Per Detail "A"
2nd. Floor To 3rd. Floor		As Per Detail "A"		As Per Detail "A"		As Per Detail "A"		As Per Detail "A"
3rd. Floor To 4th. Floor		As Per Detail "A"		As Per Detail "A"		As Per Detail "A"		As Per Detail "A"
4th. Floor To 5th. Floor		As Per Detail "A"		As Per Detail "A"		As Per Detail "A"		As Per Detail "A"
5th. Floor To 6th. Floor		As Per Detail "A"		As Per Detail "A"		As Per Detail "A"		As Per Detail "A"
6th. Floor To 7th. Floor		As Per Detail "A"		As Per Detail "A"		As Per Detail "A"		As Per Detail "A"
7th. Floor To 8th. Floor		As Per Detail "A"		As Per Detail "A"		As Per Detail "A"		As Per Detail "A"
8th. Floor To (Terrace)		As Per Detail "A"		As Per Detail "A"		As Per Detail "A"		As Per Detail "A"

WALL	SW-1.	SW-2.
Foundation To 1st. Floor		
1st. Floor To 2nd. Floor		
2nd. Floor To 3rd. Floor		
3rd. Floor To 4th. Floor		
4th. Floor To 5th. Floor		
5th. Floor To 6th. Floor		
6th. Floor To 7th. Floor		
7th. Floor To 8th. Floor		
8th. Floor To (Terrace)		



Grade Of Concrete  
For Foundation/Raft/Pedestal= M25  
For Stair Case= M25  
For Column/Lift Wall = M25  
For Beam & Slab = M25

Grade Of Reinforcement Steel  
TMT Bar Fe 550D

#### GENERAL NOTES:-

1. ALL DIMENSION AND LEVEL ARE IN INCH & FEET.
2. DO NOT SCALE THIS DRAWING WRITTEN DIMENSION ONLY.
3. THIS DRAWING SHOULD BE READ IN CONJUNCTION WITH RELEVANT ARCHITECTURAL AND SERVICE DRAWING ANY DISCREPANCY SHOULD BE IMMEDIATELY BROUGHT TO NOTICE.
4. ONLY LOAD BEARING WALLS ARE SHOWN IN PLAN OTHER WALLS SHALL BE STOPPED 1/2" BELOW SOFFIT OF BEAM/SLAB AND GAP FILLED WITH CEMENT MORTAR UNLESS OTHERWISE SHOWN IN ARCHITECTURAL DRAWING.

#### REINFORCEMENT DETAILS

Please Refer Drawing ST-SG-GCS-00

#### CONCRETE DETAILS

Please Refer Drawing ST-SG-GCS-00

REV.	DATE	DESCRIPTION	REMARKS
R1			
R2			
R3			
R4			

CLIENT:

A STUDIO REALTY

ARCHITECTS:-

**STUDIO-1503**  
Architects, Interior Designers  
B-2/518, Chitrakoot Scheme,  
Ajmer Road, Jaipur  
PH: +91-141-4003383  
email : studio1503@gmail.com

STRUCTURAL CONSULTANTS:-

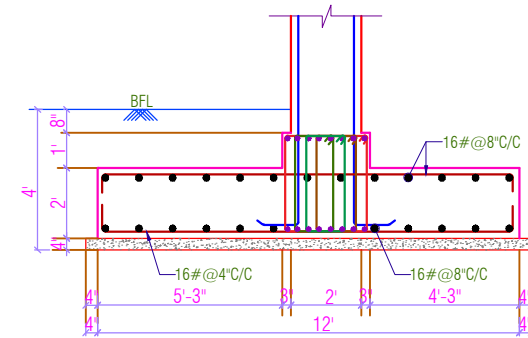
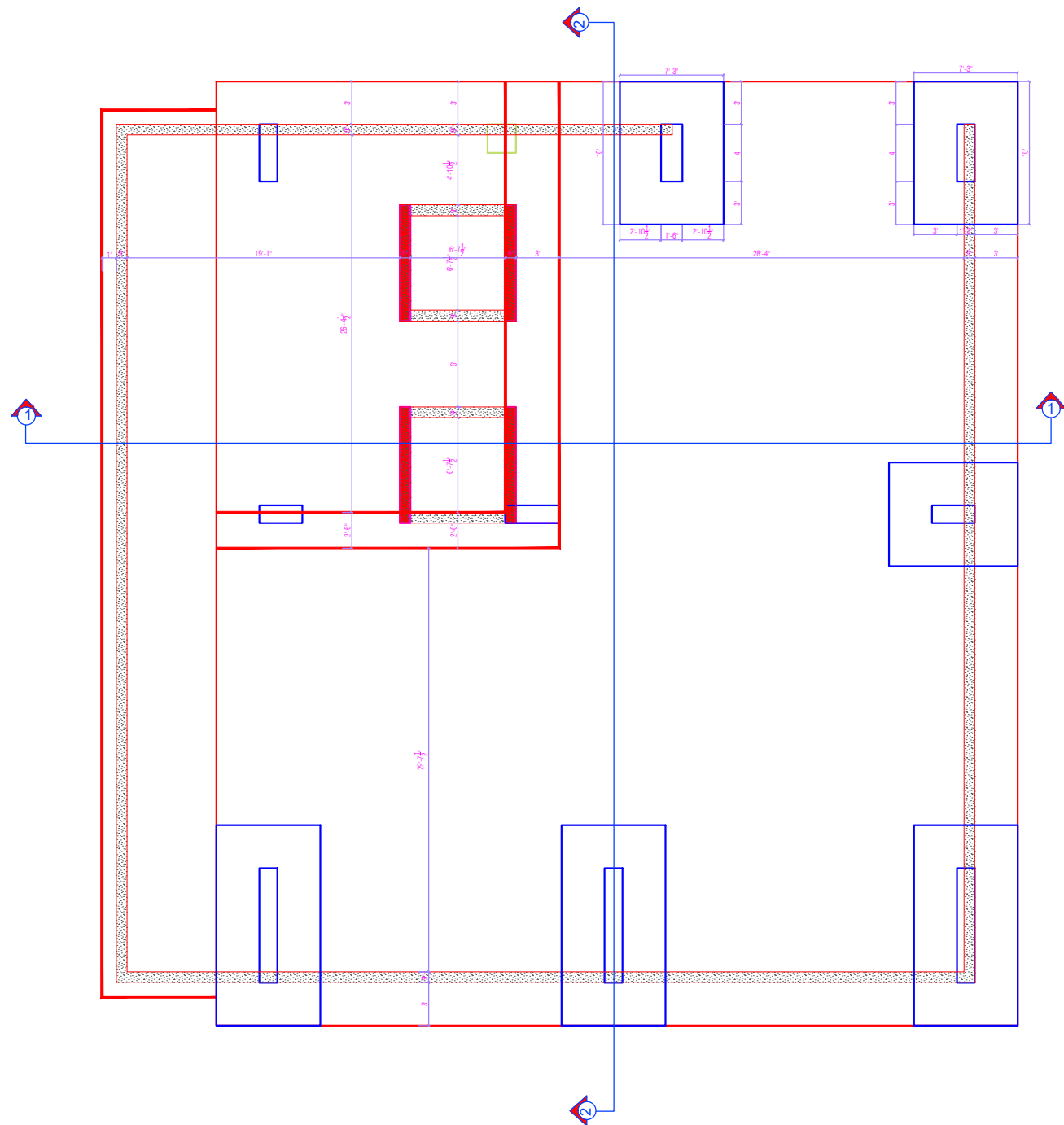
 **SG STRUCTURES**  
A-36 BASEMENT, SUNDER SINGH BANDARI NAGAR,  
SWEJ FARM, NEW SANGANER ROAD, JAIPUR-302019  
E-mail: sg.structures@gmail.com  
Tel: 09772202219,0141-2297076

PROJECT TITLE:-GURUKRIPA AARISE  
PROPOSED STUDIO APARTMENTS  
PLOT No.SB26 , BAPU NAGAR ,  
JAIPUR

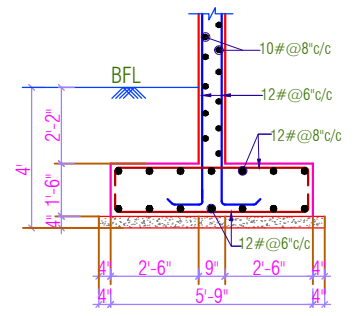
DRG. TITLE:-

COLUMN SCHEDULE DETAIL

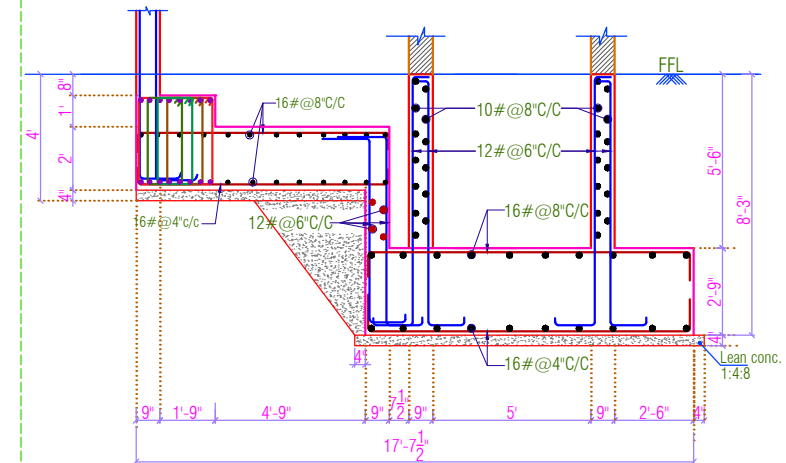
SCALE	DRG. NO.	
SBC=10 MT/Sq.M@1.5M Designed For=B+S+8	ST-SG-100X100-02	
PRITHVI SINGH CHOUHAN DRAFT BY	RAHUL SHARMA DESIGN BY.	
RAHUL SHARMA CHECK BY	MANISH GUPTA APPROVED BY	
DATE 07/04/2025 PRINT ...../04/2025	JOB.NO.	NORTH



SECTION 2-2  
CF-2



SECTION X-X



SECTION 1-1  
CF-1

#### Grade Of Concrete

For Foundation/Raft/Pedestal= M25

For Stair Case= M25

For Column/Lift Wall= M25

For Beam & Slab= M25

#### Grade Of Reinforcement Steel

TMT Bar Fe 550D

#### GENERAL NOTES:-

1. ALL DIMENSION AND LEVEL ARE IN INCH & FEET.
2. DO NOT SCALE THIS DRAWING WRITTEN DIMENSION ONLY.
3. THIS DRAWING SHOULD BE READ IN CONJUNCTION WITH RELEVANT ARCHITECTURAL AND SERVICE DRAWING ANY DISCREPANCY SHOULD BE IMMEDIATELY BROUGHT TO NOTICE.
4. ONLY LOAD BEARING WALLS ARE SHOWN IN PLAN OTHER WALLS SHALL BE STOPPED 1/2" BELOW SOFFIT OF BEAM/SLAB AND GAP FILLED WITH CE-MENT MORTER UNLESS OTHERWISE SHOWN IN ARCHITECTURAL DRAWING.

#### REINFORCEMENT DETAILS

Please Refer Drawing ST-SG-GCS-00

#### CONCRETE DETAILS

Please Refer Drawing ST-SG-GCS-00

REV.	DATE	DESCRIPTION	REMARK
R1			
R2			
R3			
R4			

CLINT:

A STUDIO REALTY

ARCHITECTS:-

**STUDIO-1503**

Architects, Interior Designers

B-2/518, Chitrakoot Scheme,

Ajmer Road, Jaipur

PH: +91-141-4003383

email : studio1503@gmail.com

STRUCTURAL CONSULTANTS:-

**SG STRUCTURES**  
A-36, BASEMENT, SUNDER SINGH BANDARI NAGAR,  
SWEJ FARM, NEW SANGANER ROAD, JAIPUR-302019  
E-mail: sg.structures@gmail.com  
Tel: 09772202219, 0141-2297076

PROJECT TITLE:-GURUKRIPA AARISE  
PROPOSED STUDIO APARTMENTS  
PLOT No.SB26 , BAPU NAGAR ,  
JAIPUR

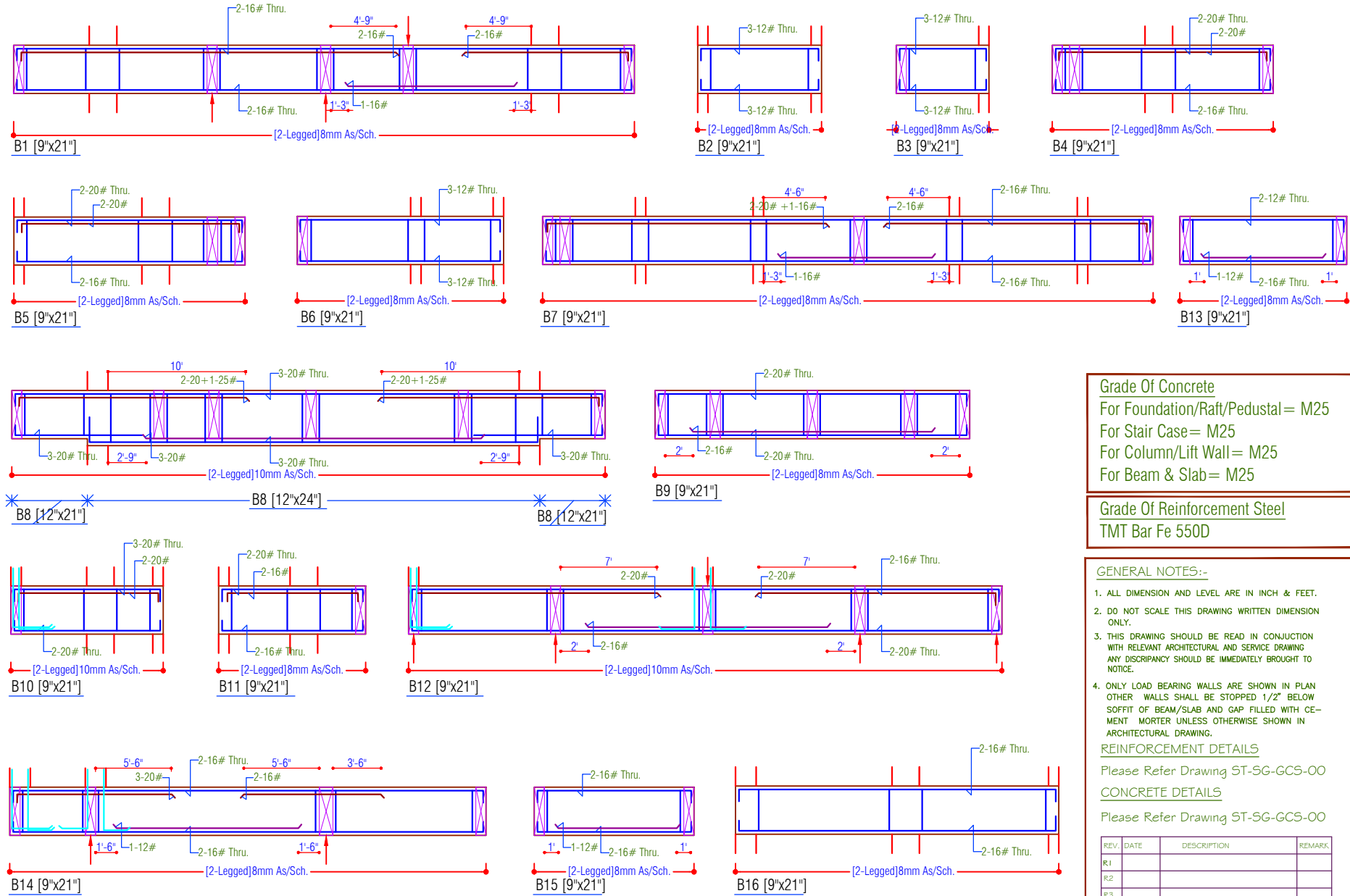
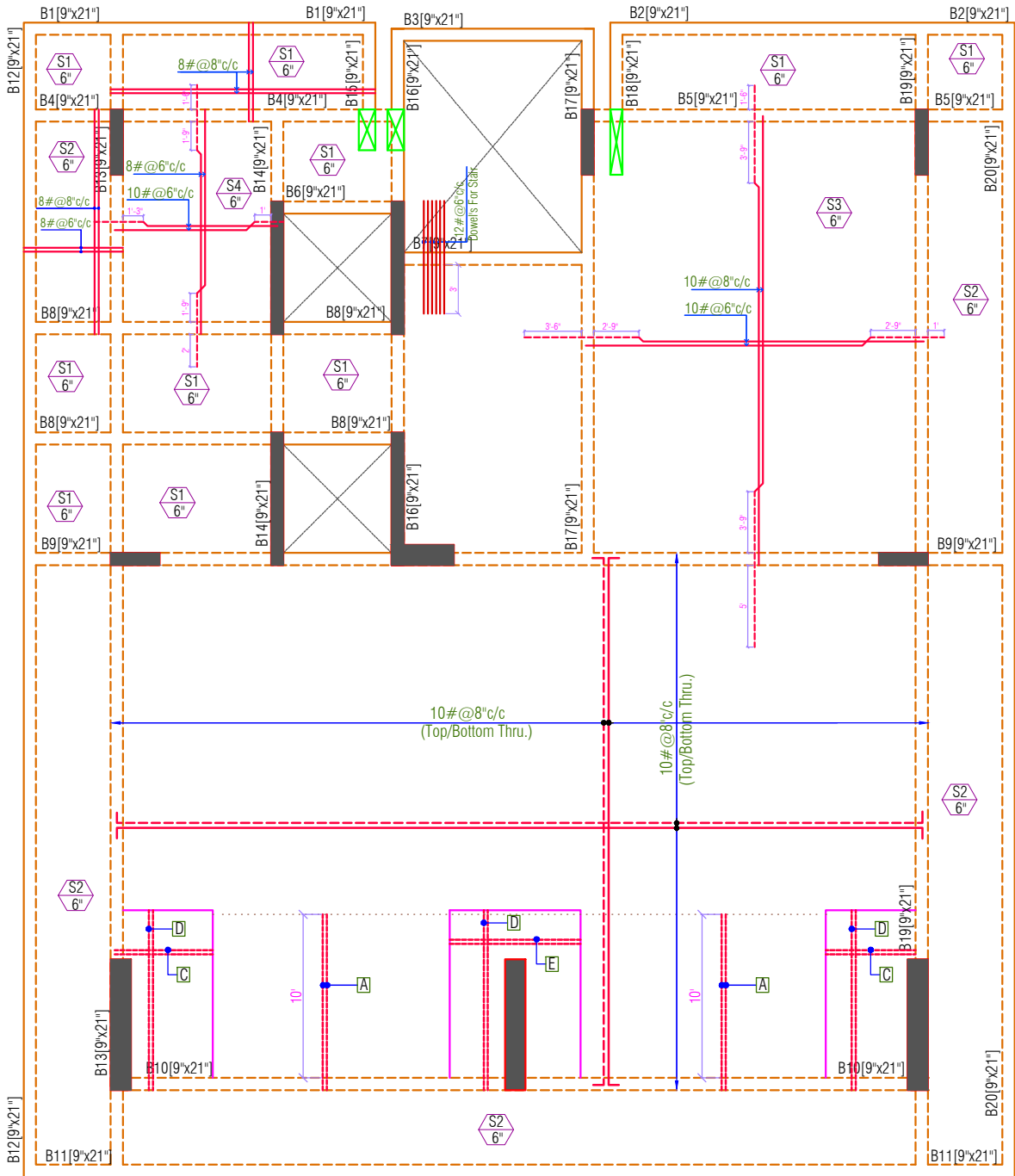
DRG. TITLE:-

FOUNDATION LAYOUT & SECTION DETAIL

SCALE	DRG. NO.
SBC=10 MT/Sq.M@1.5M Designed For=B+S+8	ST-SG-100X100-03
PRITHVI SINGH CHOUHAN DRAFT BY	RAHUL SHARMA DESIGN BY
RAHUL SHARMA CHECK BY	MANISH GUPTA APPROVED BY
DATE 07/04/2025 PRINT ...../04/2025	JOB.NO. NORTH







Grade Of Concrete  
For Foundation/Raft/Pedestal= M25  
For Stair Case= M25  
For Column/Lift Wall= M25  
For Beam & Slab= M25

Grade Of Reinforcement Steel  
TMT Bar Fe 550D

- GENERAL NOTES:-
- ALL DIMENSION AND LEVEL ARE IN INCH & FEET.
  - DO NOT SCALE THIS DRAWING WRITTEN DIMENSION ONLY.
  - THIS DRAWING SHOULD BE READ IN CONJUNCTION WITH RELEVANT ARCHITECTURAL AND SERVICE DRAWING ANY DISCREPANCY SHOULD BE IMMEDIATELY BROUGHT TO NOTICE.
  - ONLY LOAD BEARING WALLS ARE SHOWN IN PLAN OTHER WALLS SHALL BE STOPPED 1/2" BELOW SOFFIT OF BEAM/SLAB AND GAP FILLED WITH CE-MENT MORTER UNLESS OTHERWISE SHOWN IN ARCHITECTURAL DRAWING.

REINFORCEMENT DETAILS  
Please Refer Drawing ST-SG-GCS-00  
CONCRETE DETAILS  
Please Refer Drawing ST-SG-GCS-00

REV.	DATE	DESCRIPTION	REMARK
R1			
R2			
R3			
R4			

CLINT:  
A STUDIO REALTY

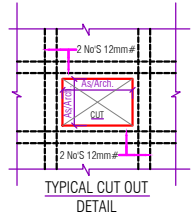
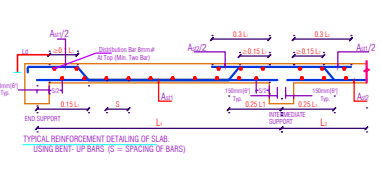
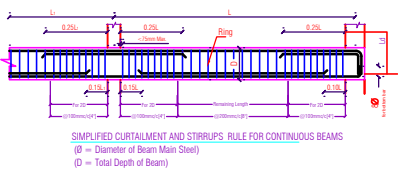
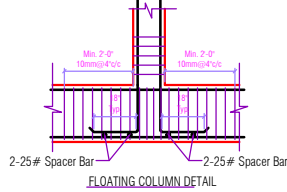
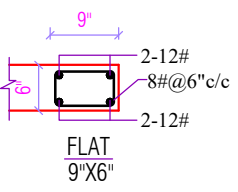
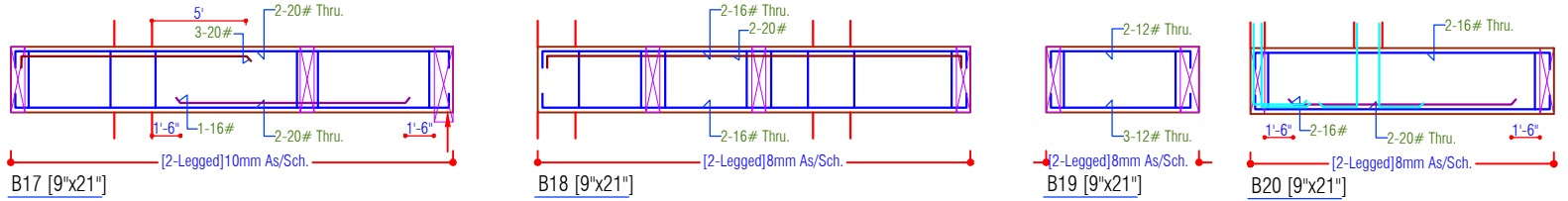
ARCHITECTS:-  
**STUDIO-1503**  
Architects, Interior Designers  
B-2/518, Chitrakoot Scheme,  
Ajmer Road, Jaipur  
PH: +91-141-4003383  
email : studio1503@gmail.com

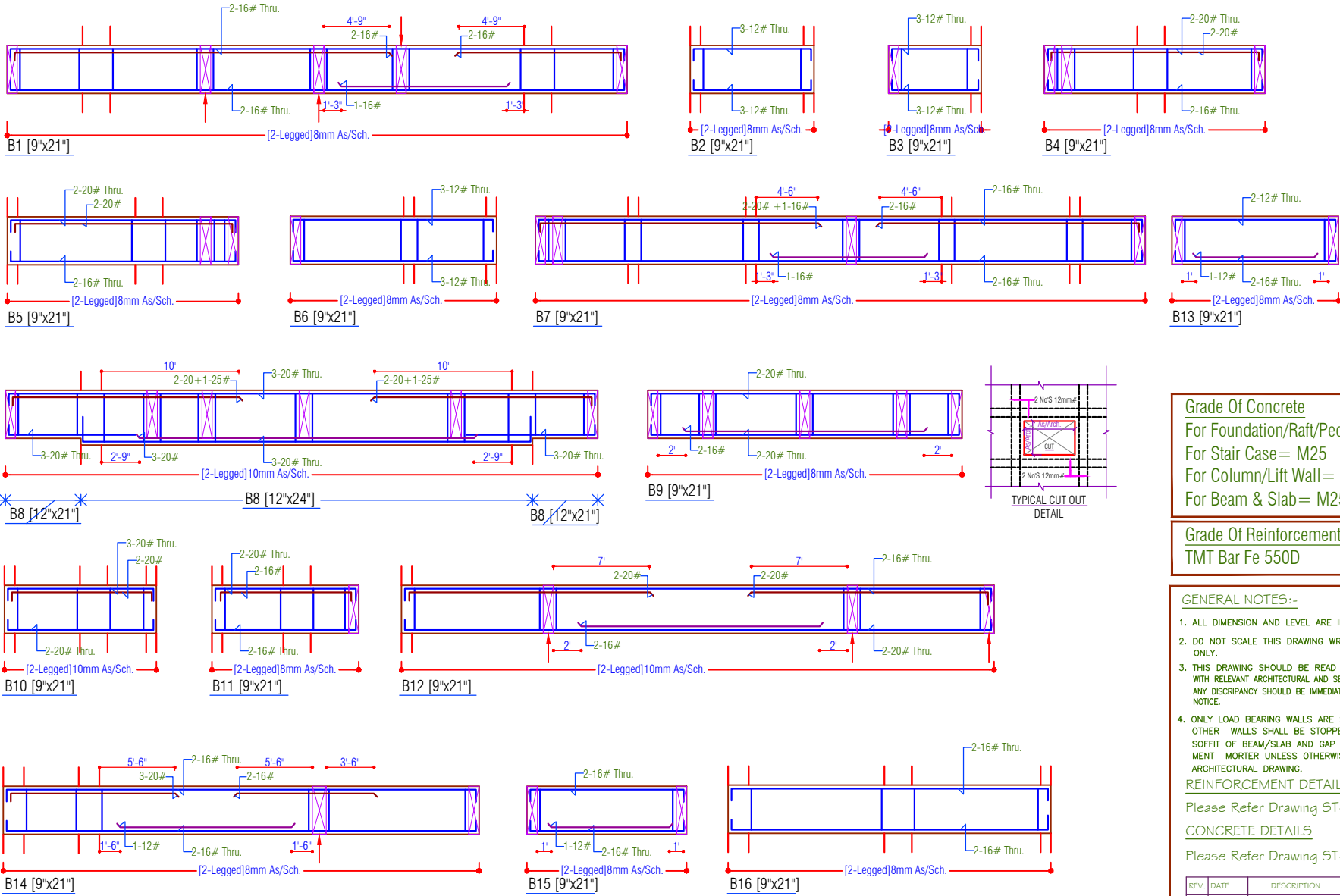
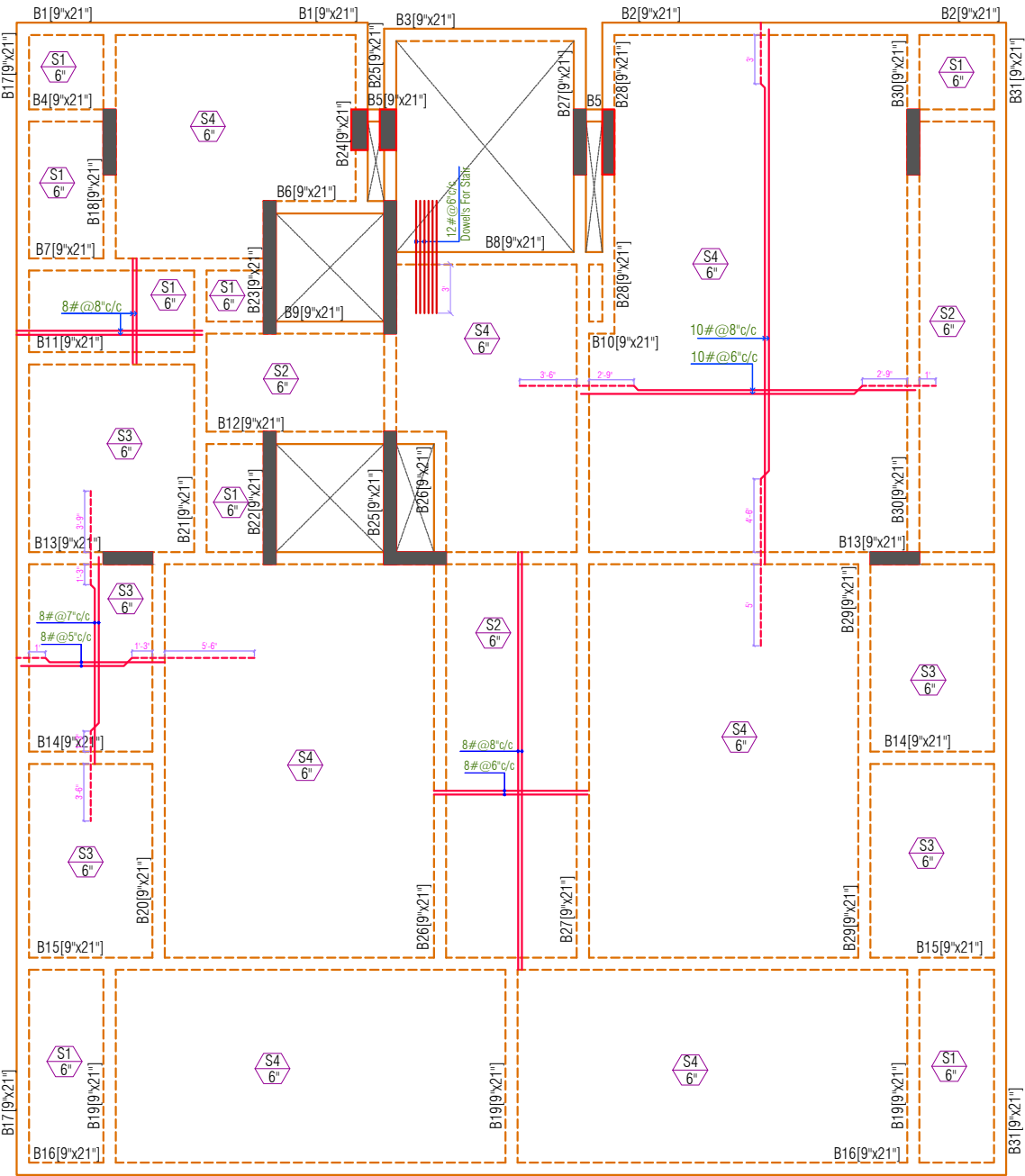
STRUCTURAL CONSULTANTS:-  
**SG STRUCTURES**  
A-36 BASEMENT, SUNDER SINGH BANDARI NAGAR,  
SWEJ FARM, NEW SANGANER ROAD, JAIPUR-302019  
E-mail: sg\_structures@gmail.com  
Tel: 0972202219,0141-2297076

PROJECT TITLE:- **GURUKRIPA AARISE**  
**PROPOSED STUDIO APARTMENTS**  
**PLOT No.SB26 , BAPU NAGAR ,**  
**JAIPUR**

DRG. TITLE:- **STILT FLOOR ROOF LAYOUT**  
**& BEAM DETAIL**

SCALE	DRG. NO.
SBC=10 MT/Sq.M@1.5M Designed For=B+S+8	ST-SG-100X100-05
PRITHVI SINGH CHOUHAN DRAFT BY	RAHUL SHARMA DESIGN BY
RAHUL SHARMA CHECK BY	MANISH GUPTA APPROVED BY
DATE 07/04/2025 PRINT ...../04/2025	JOB.NO. NORTH





Grade Of Concrete  
For Foundation/Raft/Pedestal= M25  
For Stair Case= M25  
For Column/Lift Wall= M25  
For Beam & Slab= M25

Grade Of Reinforcement Steel  
TMT Bar Fe 550D

- GENERAL NOTES:-
1. ALL DIMENSION AND LEVEL ARE IN INCH & FEET.
  2. DO NOT SCALE THIS DRAWING WRITTEN DIMENSION ONLY.
  3. THIS DRAWING SHOULD BE READ IN CONJUNCTION WITH RELEVANT ARCHITECTURAL AND SERVICE DRAWING ANY DISCREPANCY SHOULD BE IMMEDIATELY BROUGHT TO NOTICE.
  4. ONLY LOAD BEARING WALLS ARE SHOWN IN PLAN OTHER WALLS SHALL BE STOPPED 1/2" BELOW SOFFIT OF BEAM/SLAB AND GAP FILLED WITH CEMENT MORTAR UNLESS OTHERWISE SHOWN IN ARCHITECTURAL DRAWING.

REINFORCEMENT DETAILS  
Please Refer Drawing ST-SG-GCS-00  
CONCRETE DETAILS  
Please Refer Drawing ST-SG-GCS-00

REV.	DATE	DESCRIPTION	REMARK
R1			
R2			
R3			
R4			

CLINT:  
A STUDIO REALTY

ARCHITECTS:-  
**STUDIO-1503**  
Architects, Interior Designers  
B-2/518, Chitrakoot Scheme,  
Ajmer Road, Jaipur  
PH: +91-141-4003383  
email : studio1503@gmail.com

STRUCTURAL CONSULTANTS:-  
**SG STRUCTURES**  
A-36 BASEMENT, SUNDER SINGH BANDARI NAGAR,  
SWEJ FARM, NEW SANGANER ROAD, JAIPUR-302019  
E-mail: sg\_structures@gmail.com  
Tel: 0977220219,0141-2297076

PROJECT TITLE:-**GURUKRIPA AARISE**  
**PROPOSED STUDIO APARTMENTS**  
PLOT No.SB26 , BAPU NAGAR ,  
JAIPUR

DRG. TITLE:- (1st To 8th Floor)  
**TYPICAL FLOOR ROOF LAYOUT**  
**& BEAM DETAIL**

SCALE	DRG. NO.
SBC=10 MT/Sq.M@1.5M Designed For=B+S+8	ST-SG-100X100-06
PRITHVI SINGH CHOUHAN DRAFT BY	RAHUL SHARMA DESIGN BY
RAHUL SHARMA CHECK BY	MANISH GUPTA APPROVED BY
DATE 07/04/2025 PRINT ...../04/2025	JOB.NO. NORTH